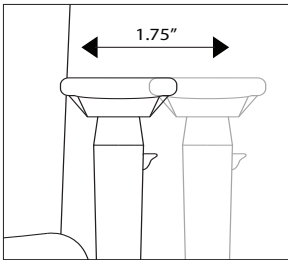
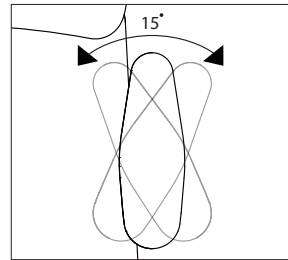


# OPTIONS

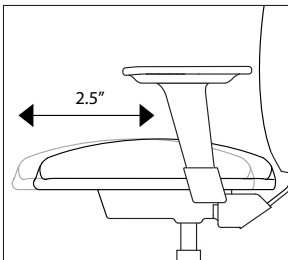
Providing further customization capability for individual needs, Encore offers a variety of options on most task and executive seating models, as listed below. Please refer to price list pages on individual models for availability as well as additional options that may be offered.



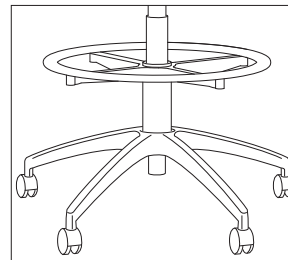
**Width Adjustable Arms**  
1¾" horizontal adjustment per arm.



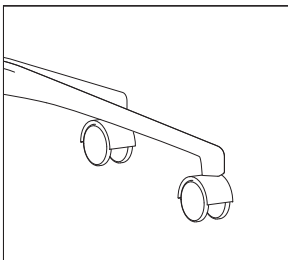
**Pivot Arms**  
15-degree horizontal swivel arm pad adjustment inward or outward.



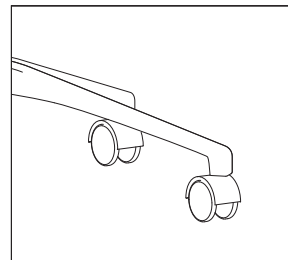
**Seat Slider**  
2½" front and back horizontal seat depth adjustment.




**Stool Option**  
Extended 10" lift.



**Soft Tread Casters**  
55mm diameter soft rubber wheels for hard surface floors.



**Soft Tread Self-Locking Casters**  
Lock upon standing and release when sitting.



**Jury Base**  
Satin Black finish.