

# 2022 SUPPLEMENTAL PRICE LISTS



## GSA Terms and Conditions

General Services Administration  
Federal Supply Service  
Authorized Federal Supply Schedule  
Pricelist/Catalog

FSC Group 71, Part 1 – Office Furniture

Contract Number: GS-28F-003CA

Contract Period: October 21, 2019 – October 20, 2024

Contractor: Arcadia Chair Company  
5692 Fresca Drive  
La Palma, CA 90623  
Tel: 714-562-8200  
Fax: 714-562-8202

Contractor's Websites: [www.arcadiacontract.com](http://www.arcadiacontract.com)  
[www.encoreseating.com](http://www.encoreseating.com)

Applicable Brands: Arcadia and Encore

Business Size: Small

GSA  
Terms and Conditions  
(continued)

Customer Information for Ordering Activities

- 1a. Awarded special item number: 33721 Office Furniture
- 1b. Identification of lowest priced model number & unit price: Encore Brand, Model #2530 – Armless Guest Chair, COM Fabric, Unit List Price \$455.00
- 1c. Labor Rates: Not applicable
2. Maximum order: \$250,000 Net (per brand)
3. Minimum order: \$100 Net
4. Geographic coverage (Delivery Area): Continental United States
5. Point of production: La Palma, Orange County, California
6. Discount from list prices:  
Arcadia  
GSA Discount: 52.5%  
GSA Price Lists: February 2022 & August 2022  
Encore  
GSA Discount: 57.6%  
GSA Price Lists: February 2022 & August 2022
7. Quantity discounts: Orders greater than \$100,000 Net, a volume discount of 5% is allowed.
8. Prompt payment terms: None  
“Information for ordering offices: prompt payment terms cannot be negotiated out of the contractual agreement in exchange for other concessions.”  
Standard payment terms: Net 30 Days.
9. Foreign items: None
- 10a. Time of delivery: 60 – 90 days after receipt of order.
- 10b. Expedited delivery: Not available
- 10c. Overnight and 2-day delivery: Not available
- 10d. Urgent requirements/Accelerated delivery: Not available
11. F.O.B. point: Destination (for shipments within the 48 Contiguous United States).  
For shipments outside the 48 contiguous United States, all freight charges to the point of embarkation are free. All freight charges beyond the point of embarkation are the responsibility of the purchaser.

GSA  
Terms and Conditions  
(continued)

- 12a. Ordering address:  
Arcadia Chair Company  
5692 Fresca Drive  
La Palma, CA 90623
- 12b. BPA (Blanket Purchase Agreement) ordering procedures:  
Arcadia Chair Company requires Participating Dealers to email their BPA documentation for completion, to Pamela Angeles at [pam@arcadiacontract.com](mailto:pam@arcadiacontract.com).
- 13. Payment address:  
Arcadia Chair Company  
5692 Fresca Drive  
La Palma, CA 90623
- 14. Warranty provision: Reference Arcadia & Encore price lists for complete details.
- 15. Export packing charges: None
- 16. Terms and conditions of rental, maintenance and repair: Not applicable
- 17. Terms and conditions of installation: Participating Dealers may perform installation services on an as needed basis and associated costs must be approved by the government end user.
- 18a. Terms and conditions of repair parts: Not applicable
- 18b. Terms and conditions of any other services: Not applicable
- 19. List of service and distribution points: Not applicable
- 20. List of participating dealers: Participating Dealer list may be viewed [here](#).
- 21. Preventative maintenance: Not applicable
- 22a. Special attributes: Not applicable
- 23. Unique Entity Identifier (UEI) number: E34WXJXF9LE9
- 24. Notification of registration in the System for Award Management (SAM) database: Arcadia Chair Company is registered with SAM.

## ESPO | Designed by Henner Jahns of Gecco Vision



### SPECIFICATIONS:

- Adjustable t-arm and signature polished aluminum cantilever arm models.
- Polished aluminum cantilever arm features black polyurethane arm cap.
- Adjustable t-arm features 3" arm height adjustment.
- Weight-activated and swivel-tilt mechanism options.
- Fixed back height.
- Black nylon base as standard.
- Polished aluminum base also available. Please specify (-AB02) after model number and refer to listed pricing.
- 300 lb. weight capacity.
- All dimensions are nominal.
- Refer to terms and conditions for general information regarding fabrics, finishes, warranty, freight, complete condition of sales and more.



All shipments for this series will be cartoned as standard. If blanket-wrapped shipping is required, please contact client services for additional information.

## ESPO | Designed by Henner Jahns of Gecco Vision

### Weight-Activated Synchro-Tilt Mechanism

#### ORDERING REQUIREMENTS:

- Model number
- Base finish
- Upholstery selection
- Options, as applicable

| MODEL   | PRODUCT SPECIFICATIONS   | BASE FINISH              | FABRIC GRADES |       |       |       |       |       |          |       | LEATHER |       |       |       |
|---|--|--------------------------|---------------|-------|-------|-------|-------|-------|----------|-------|---------|-------|-------|-------|
|   |  |                          | COM           | A     | 1     | 2     | 3     | 4     | COL<br>5 | 6     | 7       | 8     | L1    | L2    |
| <b>8413</b><br>  | <b>Adjustable T-Arms</b><br>25.5" W x 23.75" D x 38.75" - 42.75" H<br>Seat: 21" W x 18.75" D<br>Seat Ht: 16" - 20"<br>Back: 21" W x 24" H<br>COM: 1.75 yds. COL: 35 sq. ft.<br>40 lbs. | <b>Black Nylon</b>       | 1,457         | 1,562 | 1,620 | 1,653 | 1,708 | 1,767 | 1,820    | 1,876 | 1,930   | 1,986 | 2,248 | 2,436 |
|   |  | <b>Polished Aluminum</b> | 1,623         | 1,728 | 1,786 | 1,819 | 1,874 | 1,933 | 1,986    | 2,042 | 2,096   | 2,152 | 2,414 | 2,602 |
| <b>8414</b><br> | <b>Cantilever Arms</b><br>27" W x 23.75" D x 38.75" - 42.75" H<br>Seat: 21" W x 18.75" D<br>Seat Ht: 16" - 20"<br>Back: 21" W x 24" H<br>COM: 1.75 yds. COL: 35 sq. ft.<br>40 lbs.     | <b>Black Nylon</b>       | 1,550         | 1,655 | 1,713 | 1,746 | 1,801 | 1,860 | 1,913    | 1,969 | 2,023   | 2,079 | 2,341 | 2,529 |
|   |  | <b>Polished Aluminum</b> | 1,716         | 1,821 | 1,879 | 1,912 | 1,967 | 2,026 | 2,079    | 2,135 | 2,189   | 2,245 | 2,507 | 2,695 |

#### OPTIONS



|         |                                 |      |
|---------|---------------------------------|------|
| -STC02  | Soft Tread Casters              | \$31 |
| -STLC02 | Soft Tread Self-Locking Casters | \$60 |

## ESPO | Designed by Henner Jahns of Gecco Vision

### Swivel-Tilt with Tilt-Lock Mechanism

#### ORDERING REQUIREMENTS:

- Model number
- Base finish
- Upholstery selection
- Options, as applicable

| MODEL   | PRODUCT SPECIFICATIONS   | BASE FINISH              | FABRIC GRADES |       |       |       |       |       |          |       | LEATHER |       |       |       |
|---|--|--------------------------|---------------|-------|-------|-------|-------|-------|----------|-------|---------|-------|-------|-------|
|   |  |                          | COM           | A     | 1     | 2     | 3     | 4     | COL<br>5 | 6     | 7       | 8     | L1    | L2    |
| <b>8453</b><br>  | <b>Adjustable T-Arms</b><br>25.5" W x 23.75" D x 38.75" - 42.75" H<br>Seat: 21" W x 18.75" D<br>Seat Ht: 16" - 20"<br>Back: 21" W x 24" H<br>COM: 1.75 yds. COL: 35 sq. ft.<br>40 lbs. | <b>Black Nylon</b>       | 1,493         | 1,598 | 1,656 | 1,689 | 1,744 | 1,803 | 1,856    | 1,912 | 1,966   | 2,022 | 2,284 | 2,472 |
|   |  | <b>Polished Aluminum</b> | 1,659         | 1,764 | 1,822 | 1,855 | 1,910 | 1,969 | 2,022    | 2,078 | 2,132   | 2,188 | 2,450 | 2,638 |
| <b>8454</b><br> | <b>Cantilever Arms</b><br>27" W x 23.75" D x 38.75" - 42.75" H<br>Seat: 21" W x 18.75" D<br>Seat Ht: 16" - 20"<br>Back: 21" W x 24" H<br>COM: 1.75 yds. COL: 35 sq. ft.<br>40 lbs.     | <b>Black Nylon</b>       | 1,586         | 1,691 | 1,749 | 1,782 | 1,837 | 1,896 | 1,949    | 2,005 | 2,059   | 2,115 | 2,377 | 2,565 |
|   |  | <b>Polished Aluminum</b> | 1,752         | 1,857 | 1,915 | 1,948 | 2,003 | 2,062 | 2,115    | 2,171 | 2,225   | 2,281 | 2,543 | 2,731 |

#### OPTIONS

|         |                                 |      |
|---------|---------------------------------|------|
| -STC02  | Soft Tread Casters              | \$31 |
| -STLC02 | Soft Tread Self-Locking Casters | \$60 |



## KITSY | Designed by Just Meijer



### SPECIFICATIONS:

- Polypropylene shell and fully upholstered models.
- Polypropylene shells consists of 30% recycled material.
- Five base options available: 4-leg, A-frame, swivel with glides, swivel with casters and wood legs.
- Swivel base models with glides feature self-return.
- 4-leg model offered with arms or armless.
- Arm finish will match leg finish unless specified otherwise.
- Wood legs feature black metal trim as standard. For alternate metal trim finishes, please specify "-LT01" after model number and add \$109 List per unit. Please note that #91 Chrome and #92 Polished Aluminum are not available on trim.
- Wood legs available in all standard and custom finishes on beech. Please refer to standard finish card.
- For custom wood finishes, please contact client services and add one-time upcharge of \$495 List per color per order.
- 4-leg models stack up to 5 high standing or 10 with dolly, with or without arms, and feature 3/4" tube diameter.
- A-frame models stack up to 7 high standing or 8 with dolly.
- If cartoning is required for 4-leg or A-frame models, chairs are packaged in units of three (3). A \$20 List carton break charge will be applied for orders with only one or two chairs.
- Swivel base model with casters features non-tilt, height adjustable mechanism.
- 300 lb. weight capacity
- All dimensions are nominal.
- Refer to terms and conditions for general information regarding finishes, warranty, freight, complete condition of sales and more.

### STANDARD METAL BASE FINISH COLORS:

- #06 Charcoal Grey
- #90 Metallic Silver
- #91 Chrome (4-leg and A-frame bases only)
- #92 Polished Aluminum (swivel bases only)
- #95 Satin Black

### PREMIUM METAL BASE FINISH COLORS:

- #07 Gold Shimmer
- #08 Penny
- #09 Brown Sugar
- #83 Champagne
- #94 Cotton
- #140 Oasis
- #141 Mint
- #142 Mercury
- #143 Canary
- #150 Stone

### POLYPROPYLENE COLORS:





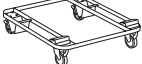
- #140 Oasis
- #141 Mint
- #142 Mercury
- #143 Canary
- #148 Raven
- #149 Stark
- #150 Stone



## KITSY | Designed by Just Meijer

### ORDERING REQUIREMENTS:

- Model number
- Poly color
- Base/leg finish
- Wood leg metal trim finish, as applicable
- Options, as applicable

| MODEL  | PRODUCT SPECIFICATIONS   | LIST |
|--|--|------|
| <b>6811</b><br>   | <b>Polypropylene Shell, 4-Leg Base, Armless</b><br>21" W x 21.5" D x 31.75" H<br>Seat: 18.5" W x 16" D<br>Seat Ht: 17.75"<br>13 lbs.             | 524  |
| <b>6812</b><br>   | <b>Polypropylene Shell, 4-Leg Base, Arms</b><br>21" W x 21.5" D x 31.75" H<br>Seat: 18.5" W x 16" D<br>Seat Ht: 17.75" Arm Ht: 26.25"<br>17 lbs. | 568  |
| <b>6813</b><br> | <b>Polypropylene Shell, A-Frame Base, Armless</b><br>20.5" W x 22.25" D x 31.25" H<br>Seat: 18.5" W x 16" D<br>Seat Ht: 17.25"<br>15 lbs.        | 635  |
| <b>6814</b><br> | <b>Polypropylene Shell, Wood Legs, Armless</b><br>19.5" W x 22" D x 31.75" H<br>Seat: 18.5" W x 16" D<br>Seat Ht: 17.75"<br>14 lbs.              | 827  |
| <b>6800</b><br> | <b>Dolly<br/>(Black Finish Only)</b><br>24" W x 30" D x 6" H 37 lbs.   | 551  |



### OPTIONS

|       |                                      |       |
|-------|--------------------------------------|-------|
| -PF02 | Premium Metal Base/Leg Finish        | \$96  |
| -NS04 | Non-Skid Glides                      | \$24  |
| -LT01 | Alternate Wood Leg Metal Trim Finish | \$109 |

## KITSY | Designed by Just Meijer

### ORDERING REQUIREMENTS:

- Model number
- Poly color
- Base finish
- Options, as applicable

| MODEL   | PRODUCT SPECIFICATIONS  | LIST |
|---|---|------|
| <b>6815</b><br>  | <b>Polypropylene Shell, Non-Tilt Swivel Base, Glides</b><br>20.5" W x 22.25" D x 31.25" H<br>Seat: 18.5" W x 16" D<br>Seat Ht: 17.75"<br>18 lbs.                    | 925  |
| <b>6816</b><br> | <b>Polypropylene Shell, Non-Tilt Swivel Base, Casters</b><br>20.5" W x 22.25" D x 31.25" - 34.25" H<br>Seat: 18.5" W x 16" D<br>Seat Ht: 17.75" - 20.75"<br>18 lbs. | 925  |





### OPTIONS

|         |                                 |      |
|---------|---------------------------------|------|
| -PF02   | Premium Metal Base Finish       | \$96 |
| -STC02  | Soft Tread Casters              | \$31 |
| -STLC02 | Soft Tread Self-Locking Casters | \$60 |

## KITSY | Designed by Just Meijer

### ORDERING REQUIREMENTS:

- Model number
- Base/leg finish
- Wood leg metal trim finish, as applicable
- Upholstery selection
- Options, as applicable

| MODEL   | PRODUCT SPECIFICATIONS   | FABRIC GRADES |       |       |       |       |       |          |       | LEATHER |       |       |       |
|---|--|---------------|-------|-------|-------|-------|-------|----------|-------|---------|-------|-------|-------|
|   |  | COM           | A     | 1     | 2     | 3     | 4     | COL<br>5 | 6     | 7       | 8     | L1    | L2    |
| 6811-U  | Fully Upholstered, 4-Leg Base, Armless   |               |       |       |       |       |       |          |       |         |       |       |       |
|    | 21" W x 21.5" D x 31.75" H<br>Seat: 18.5" W x 16" D<br>Seat Ht: 18.25"<br>COM: 1.25 yds. COL: 25 sq. ft.<br>13 lbs.                | 802           | 877   | 919   | 942   | 981   | 1,024 | 1,061    | 1,101 | 1,140   | 1,180 | 1,367 | 1,501 |
| 6812-U  | Fully Upholstered, 4-Leg Base, Arms  |               |       |       |       |       |       |          |       |         |       |       |       |
|   | 21" W x 21.5" D x 31.75" H<br>Seat: 18.5" W x 16" D<br>Seat Ht: 18.25" Arm Ht: 26.25"<br>COM: 1.25 yds. COL: 25 sq. ft.<br>17 lbs. | 846           | 921   | 963   | 986   | 1,025 | 1,068 | 1,105    | 1,145 | 1,184   | 1,224 | 1,411 | 1,545 |
| 6813-U  | Fully Upholstered, A-Frame Base, Armless   |               |       |       |       |       |       |          |       |         |       |       |       |
|  | 20.5" W x 22.25" D x 31.25" H<br>Seat: 18.5" W x 16" D<br>Seat Ht: 17.75"<br>COM: 1.25 yds. COL: 25 sq. ft.<br>15 lbs.             | 913           | 988   | 1,030 | 1,053 | 1,092 | 1,135 | 1,172    | 1,212 | 1,251   | 1,291 | 1,478 | 1,612 |
| 6814-U  | Fully Upholstered, Wood Legs, Armless  |               |       |       |       |       |       |          |       |         |       |       |       |
|  | 19.5" W x 22" D x 31.75" H<br>Seat: 18.5" W x 16" D<br>Seat Ht: 18.25"<br>COM: 1.25 yds. COL: 25 sq. ft.<br>14 lbs.                | 1,105         | 1,180 | 1,222 | 1,245 | 1,284 | 1,327 | 1,364    | 1,404 | 1,443   | 1,483 | 1,670 | 1,804 |

### OPTIONS

|       |                                      |       |
|-------|--------------------------------------|-------|
| -PF02 | Premium Metal Base/Leg Finish        | \$96  |
| -NS04 | Non-Skid Glides                      | \$24  |
| -LT01 | Alternate Wood Leg Metal Trim Finish | \$109 |

## KITSY | Designed by Just Meijer

### ORDERING REQUIREMENTS:

- Model number
- Base finish
- Upholstery selection
- Options, as applicable

| MODEL  | PRODUCT SPECIFICATIONS  | FABRIC GRADES |       |       |       |       |       |          |       | LEATHER |       |       |       |
|--------|---|---------------|-------|-------|-------|-------|-------|----------|-------|---------|-------|-------|-------|
|        |   | COM           | A     | 1     | 2     | 3     | 4     | COL<br>5 | 6     | 7       | 8     | L1    | L2    |
| 6815-U | <b>Fully Upholstered, Non-Tilt Swivel Base, Glides</b><br><br>20.5" W x 22.25" D x 31.25" H<br>Seat: 18.5" W x 16" D<br>Seat Ht: 17.75"<br>COM: 1.25 yds. COL: 25 sq. ft.<br>18 lbs.                    | 1,203         | 1,278 | 1,320 | 1,343 | 1,382 | 1,425 | 1,462    | 1,502 | 1,541   | 1,581 | 1,768 | 1,902 |
| 6816-U | <b>Fully Upholstered, Non-Tilt Swivel Base, Casters</b><br><br>20.5" W x 22.25" D x 31.25" - 34.25" H<br>Seat: 18.5" W x 16" D<br>Seat Ht: 17.75" - 20.75"<br>COM: 1.25 yds. COL: 25 sq. ft.<br>18 lbs. | 1,203         | 1,278 | 1,320 | 1,343 | 1,382 | 1,425 | 1,462    | 1,502 | 1,541   | 1,581 | 1,768 | 1,902 |

### OPTIONS

|         |                                 |      |
|---------|---------------------------------|------|
| -PF02   | Premium Metal Base Finish       | \$96 |
| -STC02  | Soft Tread Casters              | \$31 |
| -STLC02 | Soft Tread Self-Locking Casters | \$60 |

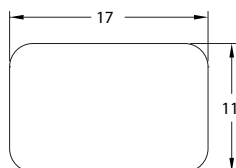
## KUVI WORK LOUNGE | Designed by Chris & Jon Panichella



### SPECIFICATIONS:

- Arm and armless models available with glides or casters.
- Arm caps available in Ash wood and black urethane.
- Wood arm caps available in all standard finishes on Ash. Please refer to standard finish card.
- For custom wood finishes, please add \$495 List per color per order.
- Frame also functions as a handle for mobility ease.
- Casters feature semi-soft treads for compatibility on all floor surfaces.
- Tubular steel frame.
- 350 lb. weight capacity.
- All dimensions are nominal.
- Refer to terms and conditions for general information regarding fabrics, finishes, warranty, freight, complete condition of sales and more.

### ROTATING TABLET:



- Affixed to right or left arm, as specified.
- Tablet size is 17" W x 11" D x .75" thick and features 360-degree turning radius.
- Available in Ash and laminate surface options.
- For standard wood and laminate finishes, refer to standard finish card.
- For custom wood finishes, please contact client services and add one-time upcharge of \$495 List per color per order.
- For custom laminate options, add \$605 List per color per order. Pre-approval required, please contact client services.
- Tablet with veneer or standard wood grain laminate top, edge finish will match top finish color, unless specified otherwise.
- For solid color laminates, edge finish will be natural (clear coat) as standard, unless otherwise specified.
- 100 lb. weight capacity.

## KUVI WORK LOUNGE | Designed by Chris & Jon Panichella

---

### UNDER-SEAT SHELF:

- Available on caster models only.
- Dimensions: 24" W x 21" D.
- Surface finish options include ash veneer as well as laminate selections.
- Under-seat shelf features .5" tall guard rail.
- Guardrail will match frame finish unless otherwise specified.

### SIDE TABLE:

- Measures 14" W x 8" D x .75" thick.
- Available in Ash and laminate surface options.
- Optional cup holder available, with #92 Polished Aluminum finish as standard.
- Black cup holder also offered at no upcharge. Please specify.
- Cupholder dimensions: 4" outer diameter, 3.25" inner diameter (cup size) x 3" deep.

### STANDARD METAL FRAME FINISH COLORS:

- #06 Charcoal Grey
- #90 Metallic Silver
- #95 Satin Black





### PREMIUM METAL FRAME FINISH COLORS:

- |                          |                |
|--------------------------|----------------|
| ■ #07 Gold Shimmer       | ■ #140 Oasis   |
| ■ #08 Penny              | ■ #141 Mint    |
| ■ #09 Brown Sugar        | ■ #142 Mercury |
| ■ #83 Metallic Champagne | ■ #143 Canary  |
| ■ #94 Cotton             | ■ #150 Stone   |

## KUVI WORK LOUNGE | Designed by Chris & Jon Panichella

### ORDERING REQUIREMENTS:

- Model number
- Arm cap finish, as applicable
- Tablet and/or side table finish, as applicable
- Frame finish
- Upholstery selection
- Options, as applicable

| MODEL   | PRODUCT SPECIFICATIONS  | FABRIC GRADES                      |       |       |       |       |       |       |       | LEATHER |       |       |       |
|---|---|------------------------------------|-------|-------|-------|-------|-------|-------|-------|---------|-------|-------|-------|
|   |   | COM                                | A     | 1     | 2     | 3     | 4     | COL 5 | 6     | 7       | 8     | L1    | L2    |
| 1210-NA-NA<br>                 | <b>Lounge Chair, Armless, Glides</b><br>25" W x 29.25" D x 31.5" H<br>Seat: 22.5" W x 19" D<br>Seat Ht: 17"<br>COM: 2.25 yds. COL: 45 sq. ft.<br>25 lbs.                | 1,824                              | 1,959 | 2,034 | 2,076 | 2,146 | 2,223 | 2,290 | 2,362 | 2,432   | 2,504 | 2,841 | 3,082 |
| 1210-AW-AW<br>1210-AU-AU<br>  | <b>Lounge Chair, Arms, Glides</b><br>26.5" W x 29.25" D x 31.5" H<br>Seat: 22.5" W x 19" D<br>Seat Ht: 17"<br>COM: 2.25 yds. COL: 45 sq. ft.<br>29 lbs.                 | <b>Arm Cap Wood (-AW)</b><br>2,164 | 2,299 | 2,374 | 2,416 | 2,486 | 2,563 | 2,630 | 2,702 | 2,772   | 2,844 | 3,181 | 3,422 |
|   | <b>Arm Cap Urethane (-AU)</b><br>2,034  | 2,169                              | 2,244 | 2,286 | 2,356 | 2,433 | 2,500 | 2,572 | 2,642 | 2,714   | 3,051 | 3,292 |       |
| 1210-TL-AW<br>1210-TL-AU<br> | <b>Lounge Chair, Tablet Left, Arm Right, Glides</b><br>29" W x 29.25" D x 31.5" H<br>Seat: 22.5" W x 19" D<br>Seat Ht: 17"<br>COM: 2.25 yds. COL: 45 sq. ft.<br>32 lbs. | <b>Arm Cap Wood (-AW)</b><br>2,254 | 2,389 | 2,464 | 2,506 | 2,576 | 2,653 | 2,720 | 2,792 | 2,862   | 2,934 | 3,271 | 3,512 |
|   | <b>Arm Cap Urethane (-AU)</b><br>2,189  | 2,324                              | 2,399 | 2,441 | 2,511 | 2,588 | 2,655 | 2,727 | 2,797 | 2,869   | 3,206 | 3,447 |       |
| 1210-AW-TR<br>1210-AU-TR<br> | <b>Lounge Chair, Arm Left, Tablet Right, Glides</b><br>29" W x 29.25" D x 31.5" H<br>Seat: 22.5" W x 19" D<br>Seat Ht: 17"<br>COM: 2.25 yds. COL: 45 sq. ft.<br>32 lbs. | <b>Arm Cap Wood (-AW)</b><br>2,254 | 2,389 | 2,464 | 2,506 | 2,576 | 2,653 | 2,720 | 2,792 | 2,862   | 2,934 | 3,271 | 3,512 |
|   | <b>Arm Cap Urethane (-AU)</b><br>2,189  | 2,324                              | 2,399 | 2,441 | 2,511 | 2,588 | 2,655 | 2,727 | 2,797 | 2,869   | 3,206 | 3,447 |       |

### OPTIONS

-PF02 Premium Metal Finish \$96



## KUVI WORK LOUNGE | Designed by Chris & Jon Panichella

### ORDERING REQUIREMENTS:

- Model number
- Arm cap finish, as applicable
- Tablet and/or side table finish, as applicable
- Frame finish
- Upholstery selection
- Options, as applicable

| MODEL                    | PRODUCT SPECIFICATIONS   | FABRIC GRADES  |       |       |       |       |       |          |       | LEATHER |       |       |       |
|--------------------------|--|--|-------|-------|-------|-------|-------|----------|-------|---------|-------|-------|-------|
|                          |  | COM  | A     | 1     | 2     | 3     | 4     | COL<br>5 | 6     | 7       | 8     | L1    | L2    |
| 1210-SL-TR               | <b>Lounge Chair, Side Table Left, Tablet Right, Glides</b><br>34.75" W x 29.25" D x 31.5" H<br>Seat: 22.5" W x 19" D<br>Seat Ht: 17"<br>COM: 2.25 yds. COL: 45 sq. ft. 33 lbs. | 2,259  | 2,394 | 2,469 | 2,511 | 2,581 | 2,658 | 2,725    | 2,797 | 2,867   | 2,939 | 3,276 | 3,517 |
| 1210-TL-SR               | <b>Lounge Chair, Tablet Left, Side Table Right, Glides</b><br>34.75" W x 29.25" D x 31.5" H<br>Seat: 22.5" W x 19" D<br>Seat Ht: 17"<br>COM: 2.25 yds. COL: 45 sq. ft. 33 lbs. | 2,259  | 2,394 | 2,469 | 2,511 | 2,581 | 2,658 | 2,725    | 2,797 | 2,867   | 2,939 | 3,276 | 3,517 |
| 1210-SL-AW<br>1210-SL-AU | <b>Lounge Chair, Side Table Left, Arm Right, Glides</b><br>32.25" W x 29.25" D x 31.5" H<br>Seat: 22.5" W x 19" D<br>Seat Ht: 17"<br>COM: 2.25 yds. COL: 45 sq. ft. 30 lbs.    | Arm Cap Wood (-AW)<br>2,169<br>Arm Cap Urethane (-AU)<br>2,104 | 2,304 | 2,379 | 2,421 | 2,491 | 2,568 | 2,635    | 2,707 | 2,777   | 2,849 | 3,186 | 3,427 |
| 1210-AW-SR<br>1210-AU-SR | <b>Lounge Chair, Arm Left, Side Table Right, Glides</b><br>32.25" W x 29.25" D x 31.5" H<br>Seat: 22.5" W x 19" D<br>Seat Ht: 17"<br>COM: 2.25 yds. COL: 45 sq. ft. 30 lbs.    | Arm Cap Wood (-AW)<br>2,169<br>Arm Cap Urethane (-AU)<br>2,104 | 2,304 | 2,379 | 2,421 | 2,491 | 2,568 | 2,635    | 2,707 | 2,777   | 2,849 | 3,186 | 3,427 |





### OPTIONS

|       |                      |       |
|-------|----------------------|-------|
| -PF02 | Premium Metal Finish | \$96  |
| -CH01 | Cup Holder           | \$135 |

## KUVI WORK LOUNGE | Designed by Chris & Jon Panichella

### ORDERING REQUIREMENTS:

- Model number
- Arm cap finish, as applicable
- Tablet and/or side table finish, as applicable
- Frame finish
- Upholstery selection
- Options, as applicable

| MODEL  | PRODUCT SPECIFICATIONS   | FABRIC GRADES |       |       |       |       |       |          |       | LEATHER |       |       |       |
|--|--|---------------|-------|-------|-------|-------|-------|----------|-------|---------|-------|-------|-------|
|  |  | COM           | A     | 1     | 2     | 3     | 4     | COL<br>5 | 6     | 7       | 8     | L1    | L2    |
| <b>1210-TL-NA</b><br>   | <b>Lounge Chair, Tablet Left, Glides</b><br>28.25" W x 29.25" D x X31.5" H<br>Seat: 22.5" W x 19" D<br>Seat Ht: 17"<br>COM: 2.25 yds. COL: 45 sq. ft.<br>29 lbs.     | 2,084         | 2,219 | 2,294 | 2,336 | 2,406 | 2,483 | 2,550    | 2,622 | 2,692   | 2,764 | 3,101 | 3,342 |
| <b>1210-NA-TR</b><br>  | <b>Lounge Chair, Tablet Right, Glides</b><br>28.25" W x 29.25" D x X31.5" H<br>Seat: 22.5" W x 19" D<br>Seat Ht: 17"<br>COM: 2.25 yds. COL: 45 sq. ft.<br>29 lbs.    | 2,084         | 2,219 | 2,294 | 2,336 | 2,406 | 2,483 | 2,550    | 2,622 | 2,692   | 2,764 | 3,101 | 3,342 |
| <b>1210-SL-NA</b><br> | <b>Lounge Chair, Side Table Left, Glides</b><br>31.5" W x 29.25" D x X31.5" H<br>Seat: 22.5" W x 19" D<br>Seat Ht: 17"<br>COM: 2.25 yds. COL: 45 sq. ft.<br>27 lbs.  | 1,999         | 2,134 | 2,209 | 2,251 | 2,321 | 2,398 | 2,465    | 2,537 | 2,607   | 2,679 | 3,016 | 3,257 |
| <b>1210-NA-SR</b><br> | <b>Lounge Chair, Side Table Right, Glides</b><br>31.5" W x 29.25" D x X31.5" H<br>Seat: 22.5" W x 19" D<br>Seat Ht: 17"<br>COM: 2.25 yds. COL: 45 sq. ft.<br>27 lbs. | 1,999         | 2,134 | 2,209 | 2,251 | 2,321 | 2,398 | 2,465    | 2,537 | 2,607   | 2,679 | 3,016 | 3,257 |





### OPTIONS

|       |                                     |       |
|-------|-------------------------------------|-------|
| -PF02 | Premium Metal Finish                | \$96  |
| -CH01 | Cup Holder (side table models only) | \$350 |

## KUVI WORK LOUNGE | Designed by Chris & Jon Panichella

### ORDERING REQUIREMENTS:

- Model number
- Arm cap finish, as applicable
- Tablet and/or side table finish, as applicable
- Frame finish
- Upholstery selection
- Options, as applicable

| MODEL   | PRODUCT SPECIFICATIONS   | FABRIC GRADES                      |       |       |       |       |       |          |       | LEATHER |       |       |       |
|---|--|------------------------------------|-------|-------|-------|-------|-------|----------|-------|---------|-------|-------|-------|
|   |  | COM                                | A     | 1     | 2     | 3     | 4     | COL<br>5 | 6     | 7       | 8     | L1    | L2    |
| 1250-NA-NA<br>                 | <b>Lounge Chair, Armless, Casters</b><br>26" W x 29.25" D x 32.25" H<br>Seat: 22.5" W x 19" D<br>Seat Ht: 17.75"<br>COM: 2.25 yds. COL: 45 sq. ft.<br>26 lbs.                | 1,899                              | 2,034 | 2,109 | 2,151 | 2,221 | 2,298 | 2,365    | 2,437 | 2,507   | 2,579 | 2,916 | 3,157 |
| 1250-AW-AW<br>1250-AU-AU<br>  | <b>Lounge Chair, Arms, Casters</b><br>26.5" W x 29.25" D x 32.25" H<br>Seat: 22.5" W x 19" D<br>Seat Ht: 17.75"<br>COM: 2.25 yds. COL: 45 sq. ft.<br>30 lbs.                 | <b>Arm Cap Wood (-AW)</b><br>2,239 | 2,374 | 2,449 | 2,491 | 2,561 | 2,638 | 2,705    | 2,777 | 2,847   | 2,919 | 3,256 | 3,497 |
|   | <b>Arm Cap Urethane (-AU)</b>  | 2,109                              | 2,244 | 2,319 | 2,361 | 2,431 | 2,508 | 2,575    | 2,647 | 2,717   | 2,789 | 3,126 | 3,367 |
| 1250-TL-AW<br>1250-TL-AU<br> | <b>Lounge Chair, Tablet Left, Arm Right, Casters</b><br>29" W x 29.25" D x 32.25" H<br>Seat: 22.5" W x 19" D<br>Seat Ht: 17.75"<br>COM: 2.25 yds. COL: 45 sq. ft.<br>33 lbs. | <b>Arm Cap Wood (-AW)</b><br>2,329 | 2,464 | 2,539 | 2,581 | 2,651 | 2,728 | 2,795    | 2,867 | 2,937   | 3,009 | 3,346 | 3,587 |
|   | <b>Arm Cap Urethane (-AU)</b>  | 2,264                              | 2,399 | 2,474 | 2,516 | 2,586 | 2,663 | 2,730    | 2,802 | 2,872   | 2,944 | 3,281 | 3,522 |
| 1250-AW-TR<br>1250-AU-TR<br> | <b>Lounge Chair, Arm Left, Tablet Right, Casters</b><br>29" W x 29.25" D x 32.25" H<br>Seat: 22.5" W x 19" D<br>Seat Ht: 17.75"<br>COM: 2.25 yds. COL: 45 sq. ft.<br>33 lbs. | <b>Arm Cap Wood (-AW)</b><br>2,329 | 2,464 | 2,539 | 2,581 | 2,651 | 2,728 | 2,795    | 2,867 | 2,937   | 3,009 | 3,346 | 3,587 |
|   | <b>Arm Cap Urethane (-AU)</b>  | 2,264                              | 2,399 | 2,474 | 2,516 | 2,586 | 2,663 | 2,730    | 2,802 | 2,872   | 2,944 | 3,281 | 3,522 |





### OPTIONS

|        |                      |       |
|--------|----------------------|-------|
| -PF02  | Premium Metal Finish | \$96  |
| -USS01 | Under-Seat Shelf     | \$350 |

## KUVI WORK LOUNGE | Designed by Chris & Jon Panichella

### ORDERING REQUIREMENTS:

- Model number
- Arm cap finish, as applicable
- Tablet and/or side table finish, as applicable
- Frame finish
- Upholstery selection
- Options, as applicable

| MODEL      | PRODUCT SPECIFICATIONS   |                        | FABRIC GRADES |       |       |       |       |          |       |       | LEATHER |       |       |       |
|------------|--|------------------------|---------------|-------|-------|-------|-------|----------|-------|-------|---------|-------|-------|-------|
|            |  | COM                    | A             | 1     | 2     | 3     | 4     | COL<br>5 | 6     | 7     | 8       | L1    | L2    |       |
| 1250-SL-TR | <div></div> <div>Lounge Chair, Side Table Left, Tablet Right, Casters<br/>34.75" W x 29.25" D x 32.25" H<br/>Seat: 22.5" W x 19" D<br/>Seat Ht: 18.5"<br/>COM: 2.25 yds. COL: 45 sq. ft. 34 lbs.</div>  | 2,334                  | 2,469         | 2,544 | 2,586 | 2,656 | 2,733 | 2,800    | 2,872 | 2,942 | 3,014   | 3,351 | 3,592 |       |
| 1250-TL-SR | <div></div> <div>Lounge Chair, Tablet Left, Side Table Right, Casters<br/>34.75" W x 29.25" D x 32.25" H<br/>Seat: 22.5" W x 19" D<br/>Seat Ht: 18.5"<br/>COM: 2.25 yds. COL: 45 sq. ft. 34 lbs.</div> | 2,334                  | 2,469         | 2,544 | 2,586 | 2,656 | 2,733 | 2,800    | 2,872 | 2,942 | 3,014   | 3,351 | 3,592 |       |
| 1250-SL-AW | <div></div> <div>Lounge Chair, Side Table Left, Arm Right, Casters<br/>32.25" W x 29.25" D x 32.25" H<br/>Seat: 22.5" W x 19" D<br/>Seat Ht: 17.75"<br/>COM: 2.25 yds. COL: 45 sq. ft. 31 lbs.</div>  | Arm Cap Wood (-AW)     | 2,244         | 2,379 | 2,454 | 2,496 | 2,566 | 2,643    | 2,710 | 2,782 | 2,852   | 2,924 | 3,261 | 3,502 |
| 1250-SL-AU |  | Arm Cap Urethane (-AU) | 2,179         | 2,314 | 2,389 | 2,431 | 2,501 | 2,578    | 2,645 | 2,717 | 2,787   | 2,859 | 3,196 | 3,437 |
| 1250-AW-SR | <div></div> <div>Lounge Chair, Arm Left, Side Table Right, Casters<br/>32.25" W x 29.25" D x 32.25" H<br/>Seat: 22.5" W x 19" D<br/>Seat Ht: 17.75"<br/>COM: 2.25 yds. COL: 45 sq. ft. 31 lbs.</div>  | Arm Cap Wood (-AW)     | 2,244         | 2,379 | 2,454 | 2,496 | 2,566 | 2,643    | 2,710 | 2,782 | 2,852   | 2,924 | 3,261 | 3,502 |
| 1250-AU-SR |  | Arm Cap Urethane (-AU) | 2,179         | 2,314 | 2,389 | 2,431 | 2,501 | 2,578    | 2,645 | 2,717 | 2,787   | 2,859 | 3,196 | 3,437 |





### OPTIONS

|        |                      |       |
|--------|----------------------|-------|
| -PF02  | Premium Metal Finish | \$96  |
| -CH01  | Cup Holder           | \$135 |
| -USS01 | Under-Seat Shelf     | \$350 |

## KUVI WORK LOUNGE | Designed by Chris & Jon Panichella

### ORDERING REQUIREMENTS:

- Model number
- Arm cap finish, as applicable
- Tablet and/or side table finish, as applicable
- Frame finish
- Upholstery selection
- Options, as applicable

| MODEL   | PRODUCT SPECIFICATIONS   | FABRIC GRADES |       |       |       |       |       |          |       | LEATHER |       |       |       |
|---|--|---------------|-------|-------|-------|-------|-------|----------|-------|---------|-------|-------|-------|
|   |  | COM           | A     | 1     | 2     | 3     | 4     | COL<br>5 | 6     | 7       | 8     | L1    | L2    |
| 1250-TL-NA<br>   | <b>Lounge Chair, Tablet Left, Casters</b><br>28.25" W x 29.25" D x 32.25" H<br>Seat: 22.5" W x 19" D<br>Seat Ht: 17.75"<br>COM: 2.25 yds. COL: 45 sq. ft.<br>30 lbs.     | 2,159         | 2,294 | 2,369 | 2,411 | 2,481 | 2,558 | 2,625    | 2,697 | 2,767   | 2,839 | 3,176 | 3,417 |
| 1250-NA-TR<br>  | <b>Lounge Chair, Tablet Right, Casters</b><br>28.25" W x 29.25" D x 32.25" H<br>Seat: 22.5" W x 19" D<br>Seat Ht: 17.75"<br>COM: 2.25 yds. COL: 45 sq. ft.<br>30 lbs.    | 2,159         | 2,294 | 2,369 | 2,411 | 2,481 | 2,558 | 2,625    | 2,697 | 2,767   | 2,839 | 3,176 | 3,417 |
| 1250-SL-NA<br> | <b>Lounge Chair, Side Table Left, Casters</b><br>31.5" W x 29.25" D x 32.25" H<br>Seat: 22.5" W x 19" D<br>Seat Ht: 17.75"<br>COM: 2.25 yds. COL: 45 sq. ft.<br>28 lbs.  | 2,074         | 2,209 | 2,284 | 2,326 | 2,396 | 2,473 | 2,540    | 2,612 | 2,682   | 2,754 | 3,091 | 3,332 |
| 1250-NA-SR<br> | <b>Lounge Chair, Side Table Right, Casters</b><br>31.5" W x 29.25" D x 32.25" H<br>Seat: 22.5" W x 19" D<br>Seat Ht: 17.75"<br>COM: 2.25 yds. COL: 45 sq. ft.<br>28 lbs. | 2,074         | 2,209 | 2,284 | 2,326 | 2,396 | 2,473 | 2,540    | 2,612 | 2,682   | 2,754 | 3,091 | 3,332 |

### OPTIONS

|        |                                     |       |
|--------|-------------------------------------|-------|
| -PF02  | Premium Metal Finish                | \$96  |
| -CH01  | Cup Holder (side table models only) | \$135 |
| -USS01 | Under-Seat Shelf                    | \$350 |

## KUVI WORK LOUNGE | Designed by Chris & Jon Panichella

---

### UPHOLSTERY COMBINATIONS:

- For upholstery combinations, refer to the pricing below.
- When combining two COM/COV/COL fabrics, or fabrics with the same grade, add \$120 List per unit.
- When combining three or more COM/COV/COL fabrics, or fabrics with the same grade, add \$150 List per unit.
- When combining different grades of fabric, price will be based on the highest grade specified.
- Two-tone upholstery examples and yardage requirements for the most common combinations are listed below. Additional combinations available; please contact client services for yardage requirements and pricing.
- Note: Yardage amounts are based on fabric which is plain (i.e. non-directional) and a full 54" wide.
- Appropriate upholstery code must be included.



|              |                                  |
|--------------|----------------------------------|
| <b>Code</b>  | <b>KV1</b>                       |
| <u>Model</u> | <u>COM Requirement</u>           |
| All Models   | Seat = 1 yd.<br>Back = 1.25 yds. |

## LOUPE OCCASIONAL TABLES | Designed by Aaron Duke



### SPECIFICATIONS:

- Round occasional tables with upholstered sides available in 3 diameters: 22", 30" and 36".
- Three top surface options: wood veneer, laminate and solid surface.
- Tops are ½" thick.
- Solid wood base with painted finish.
- Wood veneer available in all standard and custom finishes on walnut and white oak.
- Base offered in standard and premium finishes. Please refer to listing below.
- All dimensions are nominal.
- Refer to terms and conditions for general information regarding fabrics, finishes, warranty, freight, complete condition of sales and more.

### STANDARD BASE FINISH COLORS:

- #06 Charcoal Grey
- #90 Metallic Silver
- #95 Satin Black

### PREMIUM BASE FINISH COLORS:


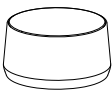
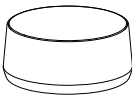
- #07 Gold Shimmer
- #08 Penny
- #09 Brown Sugar
- #83 Champagne
- #94 Cotton
- #140 Oasis
- #141 Mint
- #142 Mercury
- #143 Canary
- #150 Stone



## LOUPE OCCASIONAL TABLES | Designed by Aaron Duke

### ORDERING REQUIREMENTS:

- Model number
- Top surface
- Top finish
- Upholstery selection
- Base finish
- Options, as applicable

| MODEL   | PRODUCT SPECIFICATIONS   | TOP FINISH          | FABRIC GRADES |       |       |       |       |       |          |       | LEATHER |       |       |       |
|---|--|---------------------|---------------|-------|-------|-------|-------|-------|----------|-------|---------|-------|-------|-------|
|   |  |                     | COM           | A     | 1     | 2     | 3     | 4     | COL<br>5 | 6     | 7       | 8     | L1    | L2    |
| <b>3620-2216-( )</b><br>   | <b>22" Round Table</b><br>22" Dia. x 16.5" H<br>Table-Top Diameter: 19.25"<br>COM: 1.25 yds.<br>COL: 25 sq. ft.<br>36 lbs. | Veneer (-V)         | 1,463         | 1,538 | 1,580 | 1,603 | 1,642 | 1,685 | 1,722    | 1,762 | 1,801   | 1,841 | 2,028 | 2,162 |
|   |  | Laminate (-L)       | 1,328         | 1,403 | 1,445 | 1,468 | 1,507 | 1,550 | 1,587    | 1,627 | 1,666   | 1,706 | 1,893 | 2,027 |
|   |  | Solid Surface (-SF) | 1,568         | 1,643 | 1,685 | 1,708 | 1,747 | 1,790 | 1,827    | 1,867 | 1,906   | 1,946 | 2,133 | 2,267 |
|   |  |                     |               |       |       |       |       |       |          |       |         |       |       |       |
| <b>3620-3016-( )</b><br>  | <b>30" Round Table</b><br>30" Dia. x 16.5" H<br>Table-Top Diameter: 27.25"<br>COM: 1.25 yds.<br>COL: 25 sq. ft.<br>46 lbs. | Veneer (-V)         | 2,063         | 2,138 | 2,180 | 2,203 | 2,242 | 2,285 | 2,322    | 2,362 | 2,401   | 2,441 | 2,628 | 2,762 |
|   |  | Laminate (-L)       | 1,818         | 1,893 | 1,935 | 1,958 | 1,997 | 2,040 | 2,077    | 2,117 | 2,156   | 2,196 | 2,383 | 2,517 |
|   |  | Solid Surface (-SF) | 2,264         | 2,339 | 2,381 | 2,404 | 2,443 | 2,486 | 2,523    | 2,563 | 2,602   | 2,642 | 2,829 | 2,963 |
|   |  |                     |               |       |       |       |       |       |          |       |         |       |       |       |
| <b>3620-3616-( )</b><br> | <b>36" Round Table</b><br>36" Dia. x 16.5" H<br>Table-Top Diameter: 33.25"<br>COM: 2 yds.<br>COL: 40 sq. ft.<br>57 lbs.    | Veneer (-V)         | 2,754         | 2,874 | 2,940 | 2,978 | 3,040 | 3,108 | 3,168    | 3,232 | 3,294   | 3,358 | 3,658 | 3,872 |
|   |  | Laminate (-L)       | 2,322         | 2,442 | 2,508 | 2,546 | 2,608 | 2,676 | 2,736    | 2,800 | 2,862   | 2,926 | 3,226 | 3,440 |
|   |  | Solid Surface (-SF) | 3,192         | 3,312 | 3,378 | 3,416 | 3,478 | 3,546 | 3,606    | 3,670 | 3,732   | 3,796 | 4,096 | 4,310 |
|   |  |                     |               |       |       |       |       |       |          |       |         |       |       |       |

### OPTIONS

-PF02 Premium Base Finish \$96

## LOUPE STOOLS | Designed by Aaron Duke



### SPECIFICATIONS:

- 19" diameter stool with swivel base.
- Grey reinforced nylon pull.
- Solid wood base with painted finish.
- Stool rotates 360-degrees and is available in standard and premium finishes. Please refer to listing below.
- Comes standard with nylon glides.
- 400 lb. weight capacity.
- All dimensions are nominal.
- Refer to terms and conditions for general information regarding fabrics, finishes, warranty, freight, complete condition of sales and more.

### STANDARD BASE FINISH COLORS:

- #06 Charcoal Grey
- #90 Metallic Silver
- #95 Satin Black

### PREMIUM BASE FINISH COLORS:

- #07 Gold Shimmer
- #08 Penny
- #09 Brown Sugar
- #83 Champagne
- #94 Cotton
- #140 Oasis
- #141 Mint
- #142 Mercury
- #143 Canary
- #150 Stone

All shipments for this series will be cartoned as standard. If blanket-wrapped shipping is required, please contact client services for additional information.

## LOUPE STOOLS | Designed by Aaron Duke

### ORDERING REQUIREMENTS:

- Model number
- Upholstery selection
- Base finish
- Options, as applicable

| MODEL | PRODUCT SPECIFICATIONS  | FABRIC GRADES |       |       |       |       |       |          |       | LEATHER |       |       |       |
|-------|---|---------------|-------|-------|-------|-------|-------|----------|-------|---------|-------|-------|-------|
|       |   | COM           | A     | 1     | 2     | 3     | 4     | COL<br>5 | 6     | 7       | 8     | L1    | L2    |
| 3610  | 19" Round Stool<br>19" Dia. x 21" H<br>Seat Diameter: 16"<br>Seat Height: 18.75"<br>COM: 1.25 yds. COL: 25 sq. ft.<br>31 lbs. | 1,386         | 1,461 | 1,503 | 1,526 | 1,565 | 1,608 | 1,645    | 1,685 | 1,724   | 1,764 | 1,951 | 2,085 |

OPTIONS

### OPTIONS

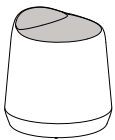
-PF02      Premium Base Finish      \$96

## LOUPE STOOLS | Designed by Aaron Duke

---

### UPHOLSTERY COMBINATIONS:

- For upholstery combinations, refer to the pricing below.
- When combining two COM/COV/COL fabrics, or fabrics with the same grade, add \$120 List per unit.
- When combining different grades of fabric, price will be based on the highest grade specified.
- Two-tone upholstery examples and yardage requirements for the most common combinations are listed below. Additional combinations available; please contact client services for yardage requirements and pricing.
- Note: Yardage amounts are based on fabric which is plain (i.e. non-directional) and a full 54" wide.
- Appropriate upholstery code must be included.



**Code**      **LU1**

Model      COM Requirement

3610      Top of Seat = .5 yd.

Balance of Upholstery = 1 yd.