

Whim Task Series - Polypropylene Back and Seat

- Polypropylene back and seat available in 8 colors. Please refer to listing below.
- Arm and armless models offered.
- Arm finish available in #78 Graphite, #90 Metallic Silver, #91 Chrome and #95 Satin Black.
- Premium finishes also offered. Please specify color and add \$75 list per unit.
- Arm models feature polypropylene arm caps.
- Arm cap color will match poly back and seat unless specified otherwise.
- Fixed back height.
- Two base options: black nylon and polished aluminum.
- 300 lb. weight capacity.
- Ships KD (knocked down).
- Accompanying guest and beam seating also available. Please refer to corresponding pages.

Ordering Procedures:



- Specify model number, poly back and seat color, arm finish/poly arm cap color (as applicable) and base finish.



QuickTIME

(#90 Metallic Silver and #91 Chrome arm finishes only)

Swivel mechanism. Refer to pages 13-15 for mechanism guide.

Model	Description	Base Finish	List
 43123-BP-SP	Poly Back and Seat, Arms 23.75" W x 21.75" D x 31.5" - 34.5" H Seat: 18" W x 17.5" D Seat Ht: 16" - 19" Arm Ht: 27" Back: 18" W x 15" H Weight: 24 lbs.	Black Nylon	499
		Polished Aluminum	574
 43113-BP-SP	Poly Back and Seat, Armless 18.5" W x 21.75" D x 31.5" - 34.5" H Seat: 18" W x 17.5" D Seat Ht: 16" - 19" Back: 18" W x 15" H Weight: 20 lbs.	Black Nylon	466
		Polished Aluminum	541

Polypropylene Colors

- #115 Powder
- #116 Fog
- #117 Pitch
- #118 Sable
- #119 Candy Apple
- #120 Pistachio
- #121 Lemonade
- #122 Peacock

Options

- STC Soft Tread Casters \$26
- STLC Soft Tread Self-Locking Casters \$52
- GD Glides \$26
- J Jury Base (Black Only) \$150

Whim Task Series - Polypropylene Back, Upholstered Seat



- Polypropylene back and upholstered seat.
- Polypropylene available in 8 colors. Please refer to listing below.
- Arm and armless models available.
- Arm finish available in #78 Graphite, #90 Metallic Silver, #91 Chrome and #95 Satin Black.
- Premium finishes also available. Please specify color and add \$75 list per unit.
- Arm models feature polypropylene arm caps.
- Arm cap color will match poly back unless specified otherwise.
- Fixed back height.
- Two base options: black nylon and polished aluminum.
- 300 lb. weight capacity.
- Ships KD (knocked down).
- Accompanying guest and beam seating also available. Please refer to corresponding pages.

Ordering Procedures:

- Specify model number, poly back color, arm finish/poly arm cap color (as applicable), upholstery selection and base finish.



Swivel mechanism. Refer to pages 13-15 for mechanism guide.

Model	Description	Base Finish	COM				COL				EL-1 Forte Leather	EL-2 Balboa Leather
			1	2	3	4	5	6	7	8		
 43123-BP-SU Poly Back, Upholstered Seat, Arms 23.75" W x 21.75" D x 31.5" - 34.5" H Seat: 18" W x 17.5" D Seat Ht: 16" - 19" Arm Ht: 27" Back: 18" W x 15" H COM: .75 yds. COL: 15 sq. ft. 24 lbs.	Black Nylon	550	565	579	593	607	621	634	649	741	781	
	Polished Aluminum	625	640	654	668	682	696	709	724	816	856	
 43113-BP-SU Poly Back, Upholstered Seat, Armless 18.5" W x 21.75" D x 31.5" - 34.5" H Seat: 18" W x 17.5" D Seat Ht: 16" - 19" Back: 18" W x 15" H COM: .75 yds. COL: 15 sq. ft. 20 lbs.	Black Nylon	517	532	546	560	574	588	601	616	708	748	
	Polished Aluminum	592	607	621	635	649	663	676	691	783	823	

Polypropylene Colors

- #115 Powder
- #116 Fog
- #117 Pitch
- #118 Sable
- #119 Candy Apple
- #120 Pistachio
- #121 Lemonade
- #122 Peacock

Options

- STC Soft Tread Casters \$26
- STLC Soft Tread Self-Locking Casters \$52
- GD Glides \$26
- J Jury Base (Black Only) \$150

Whim Task Series - Upholstered Back and Seat



- Upholstered back and seat.
- Arm and armless models available.
- Arm finish available in #78 Graphite, #90 Metallic Silver, #91 Chrome and #95 Satin Black.
- Premium finishes also available. Please specify color and add \$75 list per unit.
- Arm models feature polypropylene arm caps.
- Fixed back height.
- Two base options: black nylon and polished aluminum.
- 300 lb. weight capacity.
- Ships KD (knocked down).
- Accompanying guest and beam seating also available. Please refer to corresponding pages.

Ordering Procedures:

- Specify model number; arm finish/poly arm cap color (as applicable), upholstery selection and base finish.



Swivel mechanism. Refer to pages 13-15 for mechanism guide.

Model	Description	Base Finish	COM				COL				EL-1 Forte Leather	EL-2 Balboa Leather
			1	2	3	4	5	6	7	8		
 43123-BU-SU Upholstered Back and Seat, Arms 23.75" W x 21.75" D x 31.5" - 34.5" H Seat: 18" W x 17.5" D Seat Ht: 16" - 19" Arm Ht: 27" Back: 18" W x 15" H COM: 1.25 yds. COL: 25 sq. ft. 25 lbs.	Black Nylon	589	615	638	662	684	708	730	755	908	975	
	Polished Aluminum	664	690	713	737	759	783	805	830	983	1,050	
 43113-BU-SU Upholstered Back and Seat, Armless 18.5" W x 21.75" D x 31.5" - 34.5" H Seat: 18" W x 17.5" D Seat Ht: 16" - 19" Back: 18" W x 15" H COM: 1.25 yds. COL: 25 sq. ft. 21 lbs.	Black Nylon	556	582	605	629	651	675	697	722	875	942	
	Polished Aluminum	631	657	680	704	726	750	772	797	950	1,017	

Polypropylene Colors

- #115 Powder
- #116 Fog
- #117 Pitch
- #118 Sable
- #119 Candy Apple
- #120 Pistachio
- #121 Lemonade
- #122 Peacock

Options

- STC** Soft Tread Casters \$26
- STLC** Soft Tread Self-Locking Casters \$52
- GD** Glides \$26
- J** Jury Base (Black Only) \$150

Whim Task Series - Mesh Back, Upholstered Seat



- Mesh suspension back with polypropylene back shell and upholstered seat.
- Mesh suspension and polypropylene available in 8 colors. Please refer to listing below.
- Arm and armless models available.
- Arm finish available in #78 Graphite, #90 Metallic Silver, #91 Chrome and #95 Satin Black.
- Premium finishes also available. Please specify color and add \$75 list per unit.
- Arm models feature polypropylene arm caps.
- Arm cap color will match poly back shell unless specified otherwise.
- Fixed back height.
- Two base options: black nylon and polished aluminum.
- 300 lb. weight capacity.
- Ships KD (knocked down).
- Accompanying guest and beam seating also available. Please refer to corresponding pages.

Ordering Procedures:

- Specify model number, mesh suspension color, poly back shell color, arm finish/poly arm cap color (as applicable), upholstery selection and base finish.



Swivel mechanism. Refer to pages 13-15 for mechanism guide.

Model	Description	Base Finish	COM				COL				EL-1 Forte Leather	EL-2 Balboa Leather
			1	2	3	4	5	6	7	8		
 43123-BK-SU Mesh Back, Upholstered Seat, Arms 23.75" W x 21.75" D x 31.5" - 34.5" H Seat: 18" W x 17.5" D Seat Ht: 16" - 19" Arm Ht: 27" Back: 18" W x 15" H COM: .75 yds. COL: 15 sq. ft. 24 lbs.	Black Nylon	577	592	606	620	634	648	661	676	768	808	
	Polished Aluminum	652	667	681	695	709	723	736	751	843	883	
 43113-BK-SU Mesh Back, Upholstered Seat, Armless 18.5" W x 21.75" D x 31.5" - 34.5" H Seat: 18" W x 17.5" D Seat Ht: 16" - 19" Back: 18" W x 15" H COM: .75 yds. COL: 15 sq. ft. 20 lbs.	Black Nylon	544	559	573	587	601	615	628	643	735	775	
	Polished Aluminum	619	634	648	662	676	690	703	718	810	850	

Mesh Suspension Colors

- #101 Brazen
- #105 Calypso
- #107 Sterling
- #109 Night
- #124 Citrus
- #125 Chestnut
- #126 Wheat
- #135 Arctic

Polypropylene Colors

- #115 Powder
- #116 Fog
- #117 Pitch
- #118 Sable
- #119 Candy Apple
- #120 Pistachio
- #121 Lemonade
- #122 Peacock

Options

- STC Soft Tread Casters \$26
- STLC Soft Tread Self-Locking Casters \$52
- GD Glides \$26
- J Jury Base (Black Only) \$150

Whim Task Series - Mesh Back, Polypropylene Seat



- Mesh suspension back with polypropylene back shell and seat.
- Mesh suspension and polypropylene available in 8 colors. Please refer to listing below.
- Arm and armless models available.
- Arm finish available in #78 Graphite, #90 Metallic Silver, #91 Chrome and #95 Satin Black.
- Premium finishes also available. Please specify color and add \$75 list per unit.
- Arm models feature polypropylene arm caps.
- Arm cap color will match poly back shell unless specified otherwise.
- Fixed back height.
- Two base options: black nylon and polished aluminum.
- 300 lb. weight capacity.
- Ships KD (knocked down).
- Accompanying guest and beam seating also available. Please refer to corresponding pages.

Ordering Procedures:

- Specify model number, mesh suspension color, poly back shell and seat color, arm finish/poly arm cap color (as applicable) and base finish.



Swivel mechanism. Refer to pages 13-15 for mechanism guide.

Model	Description	Base Finish	List
 43123-BK-SP	Mesh Back, Poly Seat, Arms 23.75" W x 21.75" D x 31.5" - 34.5" H Seat: 18" W x 17.5" D Seat Ht: 16" - 19" Arm Ht: 27" Back: 18" W x 15" H Weight: 24 lbs.	Black Nylon	526
		Polished Aluminum	601
 43113-BK-SP	Mesh Back, Poly Seat, Armless 18.5" W x 21.75" D x 31.5" - 34.5" H Seat: 18" W x 17.5" D Seat Ht: 16" - 19" Back: 18" W x 15" H Weight: 20 lbs.	Black Nylon	493
		Polished Aluminum	568

Mesh Suspension Colors

- #101 Brazen
- #105 Calypso
- #107 Sterling
- #109 Night
- #124 Citrus
- #125 Chestnut
- #126 Wheat
- #135 Arctic

Polypropylene Colors

- #115 Powder
- #116 Fog
- #117 Pitch
- #118 Sable
- #119 Candy Apple
- #120 Pistachio
- #121 Lemonade
- #122 Peacock

Options

- STC** Soft Tread Casters \$26
- STLC** Soft Tread Self-Locking Casters \$52
- GD** Glides \$26
- J** Jury Base (Black Only) \$150