



**Guest Seating Product Features:**

- Polypropylene, mesh back and upholstered combinations.
- Arm or armless models available with glides or casters.
- Arm models feature polypropylene arm caps.
- Arm cap color will match polypropylene back and seat unless specified otherwise.
- Mesh suspension and polypropylene offered in 8 colors.
- Frame finish available in #91 Chrome, #90 Metallic Silver, #82 Graphite and #95 Satin Black.
- Premium finishes also offered.
- 3/4" tubular steel frame.
- 300 lb. weight capacity.
- Guest models stack up to 14-high on dolly or 8-high from the floor with glides or casters.

**Beam Seating Product Features:**

- Available in two, three and four-unit configurations.
- Polypropylene, mesh back and upholstered combinations.
- Arm and armless models available.
- Arm models feature polypropylene arm caps.
- Arm cap color will match polypropylene back and seat unless specified otherwise.
- Mesh suspension and polypropylene offered in 8 colors.
- Each seating unit features 300 lb. weight capacity.
- Beam manufactured in 14 gauge steel, available in black only.
- Leg finish available in metallic silver or black.
- **Note: model number sequence identifies location of seating and tables on beam (as facing, left to right).**

**Beam Table Product Features:**

- 18" width x 14" depth.
- Offered in all standard laminate finishes.

**Standard Laminate Tops:**

Plastic laminate tops are standard on all connecting tables. We offer a range of standard wood grain, solid and patterned laminate options to suit a variety of applications. All standard colors follow below.

Formica 459-58 Brite White	Nevamar WM8340T Clear Maple
Pionite WF131-SD Vana	Nevamar WM005T Siren Maple
Nevamar S2110T Basic	Wilsonart 7954-38 Natural Rift
Wilsonart 7054-60 Wild Cherry	Wilsonart 7937-38 River Cherry
Pionite SG228-SD Slate	Pionite ST604-SD Nubian Brown
Wilsonart 7953K-07 Shaker Cherry	Formica 7739-58 Cocoa Maple
Nevamar WM-0047T Iconic Maple	Pionite WX421-PV Witchcraft
Pionite SE101-AW Black Ashwood	

**Note: wood grain laminates will run parallel to width of table.**

**Non-Standard Laminate Tops:**

In addition to our standard laminates, we also accept most laminates from the following manufacturers: Formica (standard grade, matte texture), Nevamar, Pionite (standard grade, suede texture) and Wilsonart. Mirror, high gloss and metal laminates are not available.

To order a non-standard laminate, specify the laminate manufacturer, pattern name and color number. Please contact Customer Service to confirm pricing.

## Whim Guest Series - Polypropylene Back and Seat



- Polypropylene back and seat available in 8 colors. Please refer to listing below.
- Arm and armless models available.
- Arm models feature polypropylene arm caps.
- Arm cap color will match poly back and seat unless specified otherwise.
- Tubular steel frame.
- Four frame finish options: #82 Graphite, #90 Metallic Silver, #91 Chrome and #95 Satin Black.
- Premium finishes also available. Please refer to standard finish card.
- Available with glides or casters.

- Arm models stack up to 8-high.
- Armless models stack up to 8-high standing or 14-high on dolly.
- Please refer to page 272 for accompanying dolly.
- 300 lb. weight capacity.
- Accompanying beam seating and task models available. Please refer to corresponding pages.
- All dimensions are nominal.

### Ordering Procedures:

- Specify model number, poly color and frame finish.
- List option model number after appropriate seating model number (e.g. 43125-BP-SP-C06).



QuickTIME

(#90 Metallic Silver and #91 Chrome Finishes Only)

### Model

### Description

### List

#### 43121-BP-SP

#### Poly Back and Seat, Arms, Glides



23.75" W x 21.75" D x 33.5" H  
Seat: 18" W x 17.5" D  
Seat Ht: 17" Arm Ht: 25.5"  
Weight: 17 lbs.

294

#### 43125-BP-SP

#### Poly Back and Seat, Arms, Casters



23.75" W x 21.75" D x 33.5" H  
Seat: 18" W x 17.5" D  
Seat Ht: 17" Arm Ht: 25.5"  
Weight: 18 lbs.

313

#### 43111-BP-SP

#### Poly Back and Seat, Armless, Glides



18" W x 21.75" D x 33.5" H  
Seat: 18" W x 17.5" D  
Seat Ht: 17"  
Weight: 13 lbs.

258

#### 43115-BP-SP

#### Poly Back and Seat, Armless, Casters



18" W x 21.75" D x 33.5" H  
Seat: 18" W x 17.5" D  
Seat Ht: 17"  
Weight: 14 lbs.

277

### Polypropylene Colors

- |             |                  |
|-------------|------------------|
| #115 Powder | #119 Candy Apple |
| #116 Fog    | #120 Pistachio   |
| #117 Pitch  | #121 Lemonade    |
| #118 Sable  | #122 Peacock     |

### Options

- |       |                            |      |
|-------|----------------------------|------|
| -PF02 | Premium Metal Frame Finish | \$80 |
| -C06  | Soft Tread Casters         | \$26 |

## Whim Guest Series - Polypropylene Back, Upholstered Seat







- Polypropylene back and upholstered seat.
- Polypropylene available in 8 colors. Please refer to listing below.
- Arm and armless models available.
- Arm models feature polypropylene arm caps.
- Arm cap color will match poly back and seat unless specified otherwise.
- Tubular steel frame.
- Four frame finish options: #82 Graphite, #90 Metallic Silver, #91 Chrome and #95 Satin Black.
- Premium finishes also available. Please refer to standard finish card.
- Available with glides or casters.
- Arm models stack up to 8-high.
- Armless models stack up to 8-high standing or 14-high on dolly.
- Please refer to page 272 for accompanying dolly.
- 300 lb. weight capacity.
- Accompanying beam seating and task models available. Please refer to corresponding pages.
- All dimensions are nominal.



### Ordering Procedures:

- Specify model number, poly color, frame finish and upholstery selection.
- List option model number after appropriate seating model number (e.g. 43125-BP-SU-C06).

Model	Description	COM				COL				EL-1 Forte Leather	EL-2 Balboa Leather
		1	2	3	4	5	6	7	8		
 <b>43121-BP-SU</b> <b>Poly Back, Upholstered Seat, Arms, Glides</b> 23.75" W x 22.25" D x 33.5" H Seat: 18.5" W x 18" D Seat Ht: 18" Arm Ht: 25.5" COM: .75 yd. COL: 15 sq. ft. 17 lbs.	351	367	381	397	411	427	441	458	557	600	
 <b>43125-BP-SU</b> <b>Poly Back, Upholstered Seat, Arms, Casters</b> 23.75" W x 22.25" D x 33.5" H Seat: 18.5" W x 18" D Seat Ht: 18" Arm Ht: 25.5" COM: .75 yd. COL: 15 sq. ft. 18 lbs.	370	386	400	416	430	446	460	477	576	619	
 <b>43111-BP-SU</b> <b>Poly Back, Upholstered Seat, Armless, Glides</b> 18.5" W x 22.25" D x 33.5" H Seat: 18.5" W x 18" D Seat Ht: 18" COM: .75 yd. COL: 15 sq. ft. 13 lbs.	314	330	344	360	374	390	404	421	520	563	
 <b>43115-BP-SU</b> <b>Poly Back, Upholstered Seat, Armless, Casters</b> 18.5" W x 22.25" D x 33.5" H Seat: 18.5" W x 18" D Seat Ht: 18" COM: .75 yd. COL: 15 sq. ft. 14 lbs.	333	349	363	379	393	409	423	440	539	582	

### Polypropylene Colors

- |             |                  |
|-------------|------------------|
| #115 Powder | #119 Candy Apple |
| #116 Fog    | #120 Pistachio   |
| #117 Pitch  | #121 Lemonade    |
| #118 Sable  | #122 Peacock     |

### Options

- |       |                            |      |
|-------|----------------------------|------|
| -PF02 | Premium Metal Frame Finish | \$80 |
| -C06  | Soft Tread Casters         | \$26 |

## Whim Guest Series - Upholstered Back and Seat







- Upholstered back and seat.
- Arm and armless models available.
- Arm models feature polypropylene arm caps.
- Polypropylene available in 8 colors. Please refer to listing below.
- Tubular steel frame.
- Four frame finish options: #82 Graphite, #90 Metallic Silver, #91 Chrome and #95 Satin Black.
- Premium finishes also available. Please refer to standard finish card.
- Available with glides or casters.
- Arm models stack up to 8-high.
- Armless models stack up to 8-high standing or 14-high on dolly.

- Please refer to page 272 for accompanying dolly.
- 300 lb. weight capacity.
- Accompanying beam seating and task models available. Please refer to corresponding pages.
- All dimensions are nominal.

### Ordering Procedures:

- Specify model number, poly arm cap color (as applicable), frame finish and upholstery selection.
- List option model number after appropriate seating model number (e.g. 43125-BU-SU-C06).



Model	Description	COM				COL				EL-1 Forte Leather	EL-2 Balboa Leather
		1	2	3	4	5	6	7	8		
 <b>43121-BU-SU Upholstered Back and Seat, Arms, Glides</b> 23.75" W x 22.25" D x 33.5" H Seat: 18.5" W x 18" D Seat Ht: 18" Arm Ht: 25.5" COM: 1.25 yds. COL: 25 sq. ft 18 lbs.	393	421	444	470	494	520	544	572	737	809	
 <b>43125-BU-SU Upholstered Back and Seat, Arms, Casters</b> 23.75" W x 22.25" D x 33.5" H Seat: 18.5" W x 18" D Seat Ht: 18" Arm Ht: 25.5" COM: 1.25 yds. COL: 25 sq. ft 19 lbs.	412	440	463	489	513	539	563	591	756	828	
 <b>43111-BU-SU Upholstered Back and Seat, Armless, Glides</b> 18.5" W x 22.25" D x 33.5" H Seat: 18.5" W x 18" D Seat Ht: 18" COM: 1.25 yds. COL: 25 sq. ft 14 lbs.	356	384	407	433	457	483	507	535	700	772	
 <b>43115-BU-SU Upholstered Back and Seat, Armless, Casters</b> 18.5" W x 22.25" D x 33.5" H Seat: 18.5" W x 18" D Seat Ht: 18" COM: 1.25 yds. COL: 25 sq. ft 15 lbs.	375	403	426	452	476	502	526	554	719	791	

### Polypropylene Colors

- |             |                  |
|-------------|------------------|
| #115 Powder | #119 Candy Apple |
| #116 Fog    | #120 Pistachio   |
| #117 Pitch  | #121 Lemonade    |
| #118 Sable  | #122 Peacock     |

### Options

- |       |                            |      |
|-------|----------------------------|------|
| -PF02 | Premium Metal Frame Finish | \$80 |
| -C06  | Soft Tread Casters         | \$26 |

## Whim Guest Series - Mesh Back, Upholstered Seat







- Mesh suspension back with polypropylene back shell and upholstered seat.
- Mesh suspension and polypropylene available in 8 colors. Please refer to listing below.
- Arm and armless models available.
- Arm models feature polypropylene arm caps.
- Arm cap color will match poly back and seat unless specified otherwise.
- Tubular steel frame.
- Four frame finish options: #82 Graphite, #90 Metallic Silver, #91 Chrome and #95 Satin Black.
- Premium finishes also available. Please refer to standard finish card.
- Available with glides or casters.

- Arm models stack up to 8-high.
- Armless models stack up to 8-high standing or 14-high on dolly.
- Please refer to page 272 for accompanying dolly.
- 300 lb. weight capacity.
- Accompanying beam seating and task models available. Please refer to corresponding pages.
- All dimensions are nominal.

### Ordering Procedures:

- Specify model number, mesh suspension color, poly back color, poly arm cap color (as applicable), frame finish and upholstery selection.
- List option model number after appropriate seating model number (e.g. 43125-BK-SU-C06).



Model	Description	COM				COL				EL-1 Forte Leather	EL-2 Balboa Leather
		1	2	3	4	5	6	7	8		
 <b>43121-BK-SU</b> <b>Mesh Back, Upholstered Seat, Arms, Glides</b> 23.75" W x 22.25" D x 33.5" H Seat: 18.5" W x 18" D Seat Ht: 18" Arm Ht: 25.5" COM: .75 yd. COL: 15 sq. ft. 17 lbs.	380	396	410	426	440	456	470	487	586	629	
 <b>43125-BK-SU</b> <b>Mesh Back, Upholstered Seat, Arms, Casters</b> 23.75" W x 22.25" D x 33.5" H Seat: 18.5" W x 18" D Seat Ht: 18" Arm Ht: 25.5" COM: .75 yd. COL: 15 sq. ft. 18 lbs.	399	415	429	445	459	475	489	506	605	648	
 <b>43111-BK-SU</b> <b>Mesh Back, Upholstered Seat, Armless, Glides</b> 18.5" W x 22.25" D x 33.5" H Seat: 18.5" W x 18" D Seat Ht: 18" COM: .75 yd. COL: 15 sq. ft. 13 lbs.	344	360	374	390	404	420	434	451	550	593	
 <b>43115-BK-SU</b> <b>Mesh Back, Upholstered Seat, Armless, Casters</b> 18.5" W x 22.25" D x 33.5" H Seat: 18.5" W x 18" D Seat Ht: 18" COM: .75 yd. COL: 15 sq. ft. 14 lbs.	363	379	393	409	423	439	453	470	569	612	

### Mesh Suspension Colors

- #101 Brazen
- #105 Calypso
- #107 Sterling
- #109 Night
- #124 Citrus
- #125 Chestnut
- #126 Wheat
- #135 Arctic

### Polypropylene Colors

- #115 Powder
- #116 Fog
- #117 Pitch
- #118 Sable
- #119 Candy Apple
- #120 Pistachio
- #121 Lemonade
- #122 Peacock

### Options

- PF02 Premium Metal Frame Finish \$80
- C06 Soft Tread Casters \$26

## Whim Guest Series - Mesh Back, Polypropylene Seat





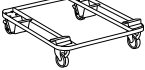


- Mesh suspension back with polypropylene back shell and seat.
- Mesh suspension and polypropylene available in 8 colors. Please refer to listing below.
- Arm and armless models available.
- Arm models feature polypropylene arm caps.
- Tubular steel frame.
- Four frame finish options: #82 Graphite, #90 Metallic Silver, #91 Chrome and #95 Satin Black.
- Premium finishes also available. Please refer to standard finish card.
- Available with glides or casters.
- Arm models stack up to 8-high.
- Armless models stack up to 8-high standing or 14-high on dolly.
- 300 lb. weight capacity.
- Accompanying beam seating and task models available. Please refer to corresponding pages.
- All dimensions are nominal.

### Ordering Procedures:

- Specify model number, mesh suspension color, poly color and frame finish.
- List option model number after appropriate seating model number (e.g. 43125-BK-SP-C06).



Model	Description	List
 <b>43121-BK-SP</b>	<b>Mesh Back, Poly Seat, Arms, Glides</b> 23.75" W x 21.75" D x 33.5" H Seat: 18" W x 17.5" D Seat Ht: 17" Arm Ht: 25.5" Weight: 17 lbs.	324
 <b>43125-BK-SP</b>	<b>Mesh Back, Poly Seat, Arms, Casters</b> 23.75" W x 21.75" D x 33.5" H Seat: 18" W x 17.5" D Seat Ht: 18" Arm Ht: 25.5" Weight: 18 lbs.	343
 <b>43111-BK-SP</b>	<b>Mesh Back, Poly Seat, Armless, Glides</b> 18" W x 21.75" D x 33.5" H Seat: 18" W x 17.5" D Seat Ht: 17" Weight: 13 lbs.	287
 <b>43115-BK-SP</b>	<b>Mesh Back, Poly Seat, Armless, Casters</b> 18" W x 21.75" D x 33.5" H Seat: 18" W x 17.5" D Seat Ht: 17.5" Weight: 14 lbs.	306
 <b>2500</b>	<b>Dolly (Black Finish Only)</b> 24" W x 30" D x 6" H 37 lbs.	311

### Mesh Suspension Colors

- |               |               |
|---------------|---------------|
| #101 Brazen   | #124 Citrus   |
| #105 Calypso  | #125 Chestnut |
| #107 Sterling | #126 Wheat    |
| #109 Night    | #135 Arctic   |

### Polypropylene Colors

- |             |                  |
|-------------|------------------|
| #115 Powder | #119 Candy Apple |
| #116 Fog    | #120 Pistachio   |
| #117 Pitch  | #121 Lemonade    |
| #118 Sable  | #122 Peacock     |

### Options

- |              |                            |      |
|--------------|----------------------------|------|
| <b>-PF02</b> | Premium Metal Frame Finish | \$80 |
| <b>-C06</b>  | Soft Tread Casters         | \$26 |