



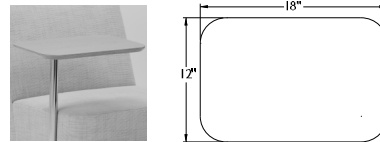
Seating Features:

- Lounge and love seat models.
- Straight and wedge-shaped seating options.
- Straight seating units available in Public, Semi-Private and Private styles.
- Wedge-shaped seating units available in Public and Semi-Private styles only.
- Sled base available in four standard finishes: #82 Graphite, #90 Metallic Silver, #91 Chrome and #95 Satin Black.
- Premium finishes also available. Please refer to listing on following page.
- Non-skid glides offered for hard surface floors. Please specify “-NS02B” after model number and add \$42 List per unit.
- Select models available individually or in modular combinations with connecting tables.
- For chair-to-chair connection, wedge-shaped seating units must be specified.
- Swivel base lounge model with self-return also offered.
- Swivel base features polished stainless steel finish and 360-degree turning radius.
- Please refer to pages 240-243 for two-tone upholstery examples and yardage requirements.
- Contrasting welt upholstery also offered on Semi-Private and Private panels. Please specify “-CW” after model number and refer to individual pages for pricing. An additional COM requirement of one yard per unit also applies.
- Optional accessories sold separately.

Connecting Table Features:

- Connecting tables available for configuration with all modular seating units.
- Multiple sizes and shapes available. Please refer to individual pages for details.
- 2.5" table thickness.
- Laminate, solid surface and back-painted glass top surface options with laminate edge.
- Solid surface available in white only.
- Glass tops are back-painted white as standard.
- Back-painted glass may be used as a writable surface with dry-erase markers.
- Tables with laminate top, edge finish will match top finish as standard.
- Tables with solid surface and back-painted glass top, please specify laminate edge finish.
- For standard laminate refer to listing on following page.
- For non-standard laminate colors, please contact Customer Service for pricing.

Rotating Tablet:



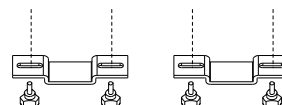
- Available on all Public seating units, Semi-Private seating units, laminate and solid surface connecting tables (not available on tables with glass surfaces).
- Tablet size is 18" W x 12" D x .75" thick.
- 360-degree turning radius featured on tablets affixed to Public seating units and connecting tables.
- 345-degree turning radius featured on tablets affixed to Semi-Private seating units.
- Three tablet surface options: laminate, solid surface and back-painted glass.
- Laminate and solid surface tops feature an exposed wood edge with clear-coat finish as standard.
- Solid surface available in white only.
- Glass tops are back-painted white as standard.
- For standard laminate finishes, refer to listing on following page.
- For non-standard laminate, please contact Customer Service for pricing.
- For maximum durability, a laminate or solid surface with a clear-coat edge finish is recommended.
- Tablet mounting bracket will match corresponding seating unit frame finish unless specified otherwise.
- 100 lb. weight capacity.

Cup Holder:

- Available on Private lounge units.
- Dimensions: 5" outer diameter, 3.5" inner diameter (cup size) x .25" deep.
- #92 Polished Aluminum finish.
- Black laminate insert.

Modular Arrangements:

- Optional ganging connector available on wedge-shaped seating units for seat-to-seat connection. Please specify “-GC10” with quantity and add \$50 List per set. One set contains two brackets for connecting two units together.
- Field assembly required.
- **Note: Layout drawings or sketch is required with each order.**





Standard Sled Base Finish Colors:

- #82 Graphite
- #90 Metallic Silver
- #91 Chrome
- #95 Satin Black

Premium Sled Base Finish Colors:

- #07 Gold Shimmer
- #09 Brown Sugar
- #80 Clementine
- #87 Poppy
- #89 Granny Smith
- #98 Pacific
- #08 Penny
- #77 Sunshine
- #83 Metallic Champagne
- #88 Pink Flamingo
- #94 Cotton
- #99 Glossy Black

Standard Laminate Tops:

Plastic laminate tops are standard on all connecting tables and tablets. We offer a range of standard wood grain, solid and patterned laminate options to suit a variety of applications. All standard colors follow below.

- | | |
|----------------------------------|--------------------------------|
| Formica 459-58 Brite White | Nevamar WM8340T Clear Maple |
| Pionite WF131-SD Vana | Nevamar WM005T Siren Maple |
| Nevamar S2110T Basic | Wilsonart 7954-38 Natural Rift |
| Wilsonart 7054-60 Wild Cherry | Wilsonart 7937-38 River Cherry |
| Pionite SG228-SD Slate | Pionite ST604-SD Nubian Brown |
| Wilsonart 7935K-07 Shaker Cherry | Formica 7739-58 Cocoa Maple |
| Nevamar WM-0047T Iconic Maple | Pionite WX421-PV Witchcraft |
| Pionite SE101-AW Black Ashwood | |

For all table widths, wood grain laminates will run parallel to width of table.

Non-Standard Laminate Tops:

In addition to our standard laminates, we also accept most laminates from the following manufacturers: Formica (standard grade, matte texture), Nevamar, Pionite (standard grade, suede texture) and Wilsonart. Mirror, high gloss and metal laminates are not available.

To order a non-standard laminate, specify the laminate manufacturer, pattern name and color number. Please contact Customer Service to confirm pricing.

Solid Surface Material:

Solid surface material available in white only. To order a non-standard solid surface color, please specify the manufacturer, pattern name and color number. Contact Customer Service to confirm pricing.






- Public, Semi-Private and Private models.
- Polished stainless steel swivel base features self-return.
- 350 lb. weight capacity.
- Optional rotating tablet available on Public and Semi-Private models only.
- Rotating tablet available in laminate, solid surface or white back-painted glass surface options. Refer to pages 225-226 for details.
- Rotating tablet post will match base finish unless specified otherwise.
- Cup holder available on Private models only.

- Cup holder finished in #92 Polished Aluminum.
- Optional contrasting welt offered on Semi-Private and Private panels.
- Please refer to page 240 for two-tone upholstery examples and yardage requirements.
- All dimensions are nominal.



Ordering Procedures:

- Specify model number and upholstery selection.
- List option model number after appropriate seating model number (e.g. 7725-TAR03-L) and specify finish, as applicable.

Model	Description	COM								EL-1 Forte Leather	EL-2 Balboa Leather	
		1	2	3	4	5	6	7	8			
 <p>7725 Public Lounge 27.5" W x 28.5" D x 31.5" H Seat: 27.5" W x 19" D Seat Ht: 17.5" COM: 2 yds. COL: 40 sq. ft. 74 lbs. TB 133: \$100</p>												
 <p>7725-SP Semi-Private Lounge 29.5" W x 30" D x 47.5" H Seat: 27.5" W x 19" D Seat Ht: 17.5" COM: 4.5 yds. COL: 90 sq. ft. 99 lbs. TB 133: \$225</p>												
 <p>7725-PR Private Lounge 31.5" W x 30" D x 47.5" H Seat: 27.5" W x 19" D Seat Ht: 17.5" COM: 6 yds. COL: 120 sq. ft. 103 lbs. TB 133: \$300</p>												
XXXX-XX-CW	Privacy Panel Contrasting Welt COM: 1 yd. COL: n/a											
		1,286	1,330	1,368	1,410	1,448	1,490	1,528	1,572	1,836	1,952	
		1,923	2,023	2,108	2,202	2,287	2,382	2,467	2,566	3,161	3,421	
		1,969	2,101	2,214	2,340	2,454	2,580	2,693	2,825	3,619	3,966	
		150	172	191	212	231	252	271	293	n/a	n/a	

Options - Public and Semi-Private Models

- TAR03-L Laminate Rotating Tablet, Right (as seated) \$497
- TAL03-L Laminate Rotating Tablet, Left (as seated) \$497
- TAR03-SF Solid Surface Rotating Tablet, Right (as seated) \$547
- TAL03-SF Solid Surface Rotating Tablet, Left (as seated) \$547
- TAR03-GL Back-Painted Glass Rotating Tablet, Right (as seated) \$684
- TAL03-GL Back-Painted Glass Rotating Tablet, Left (as seated) \$684
- MB01 Moisture Barrier (seat only) \$52

Options - Private Models

- CHR01 Cup Holder, Right (as seated) \$170
- CHL01 Cup Holder, Left (as seated) \$170
- MB01 Moisture Barrier (seat only) \$52






- Public, Semi-Private and Private models.
- Sled base available in four standard finishes: #82 Graphite, #90 Metallic Silver, #91 Chrome and #95 Satin Black.
- Premium finishes also available. Refer to page 226 for details.
- 350 lb. weight capacity.
- Optional rotating tablet available on Public and Semi-Private models only.
- Rotating tablet available in laminate, solid surface or white back-painted glass surface options. Refer to pages 225-226 for details.
- Rotating tablet post will match base finish unless specified otherwise.
- Cup holder available on Private models only.
- Cup holder finished in #92 Polished Aluminum.
- Non-skid glides available for hard surface floors.
- Optional contrasting welt offered on Semi-Private and Private panels.
- Please refer to 241-242 for two-tone upholstery examples and yardage requirements.
- All dimensions are nominal.



Ordering Procedures:

- Specify model number, base finish and upholstery selection.
- List option model number after appropriate seating model number (e.g. 7701-SP-TAR03-L) and specify finish, as applicable.

Model	Description	COM				COL				EL-1 Forte Leather	EL-2 Balboa Leather
		1	2	3	4	5	6	7	8		
 7701	Public Lounge 27.5" W x 28.5" D x 31.5" H Seat: 27.5" W x 19" D Seat Ht: 17.5" COM: 2 yds. COL: 40 sq. ft. 30 lbs. TB 133: \$100	1,050	1,094	1,132	1,174	1,212	1,254	1,292	1,336	1,600	1,716
 7701-SP	Semi-Private Lounge 29.5" W x 30" D x 47.5" H Seat: 27.5" W x 19" D Seat Ht: 17.5" COM: 4.5 yds. COL: 90 sq. ft. 53 lbs. TB 133: \$225	1,686	1,786	1,871	1,965	2,050	2,145	2,230	2,329	2,924	3,184
 7701-PR	Private Lounge 31.5" W x 30" D x 47.5" H Seat: 27.5" W x 19" D Seat Ht: 17.5" COM: 6 yds. COL: 120 sq. ft. 58 lbs. TB 133: \$300	1,733	1,865	1,978	2,104	2,218	2,344	2,457	2,589	3,383	3,730
XXXX-XX-CW	Privacy Panel Contrasting Welt COM: 1 yd. COL: n/a	150	172	191	212	231	252	271	293	n/a	n/a

Options - Public and Semi-Private Models

-PF02	Premium Metal Base Finish	\$80
-NS02B	Non-Skid Glides	\$42
-MB01	Moisture Barrier (seat only)	\$52
-TAR03-L	Laminate Rotating Tablet, Right (as seated)	\$497
-TAL03-L	Laminate Rotating Tablet, Left (as seated)	\$497
-TAR03-SF	Solid Surface Rotating Tablet, Right (as seated)	\$547
-TAL03-SF	Solid Surface Rotating Tablet, Left (as seated)	\$547
-TAR03-GL	Back-Painted Glass Rotating Tablet, Right (as seated)	\$684
-TAL03-GL	Back-Painted Glass Rotating Tablet, Left (as seated)	\$684

Options - Private Models

-PF02	Premium Metal Base Finish	\$80
-CHR01	Cup Holder, Right (as seated)	\$170
-CHL01	Cup Holder, Left (as seated)	\$170
-NS02	Non-Skid Glides	\$42
-MB01	Moisture Barrier (seat only)	\$52



- Public, Semi-Private and Private models.
- Sled base available in four standard finishes: #82 Graphite, #90 Metallic Silver, #91 Chrome and #95 Satin Black.
- Premium finishes also available. Refer to page 226 for details.
- 700 lb. weight capacity.
- Optional rotating tablet available on Public and Semi-Private models only.
- Rotating tablet available in laminate, solid surface or white back-painted glass surface options. Refer to pages 225-226 for details.
- Rotating tablet post will match base finish unless specified otherwise.
- Cup holder available on Private models only.
- Cup holder finished in #92 Polished Aluminum.
- Non-skid glides available for hard surface floors.
- Optional contrasting welt offered on Semi-Private and Private panels.
- Please refer to 241-242 for two-tone upholstery examples and yardage requirements.
- All dimensions are nominal.



Ordering Procedures:

- Specify model number, base finish and upholstery selection.
- List option model number after appropriate seating model number (e.g. 7702-TAR03-L) and specify finish, as applicable.

Model	Description	COM				COL				EL-1 Forte Leather	EL-2 Balboa Leather
		1	2	3	4	5	6	7	8		
7702	Public Love Seat 45" W x 28.5" D x 31.5" H Seat: 45" W x 19" D Seat Ht: 17.5" COM: 2.75 yds. COL: 55 sq. ft. 44 lbs. TB 133: \$138	1,514	1,575	1,627	1,685	1,737	1,794	1,846	1,907	2,271	2,430
7702-SP	Semi-Private Love Seat 47" W x 30" D x 47.5" H Seat: 45" W x 19" D Seat Ht: 17.5" COM: 5.75 yds. COL: 115 sq. ft. 68 lbs. TB 133: \$288	2,270	2,397	2,505	2,626	2,735	2,856	2,964	3,091	3,852	4,184
7702-PR	Private Love Seat 49" W x 30" D x 47.5" H Seat: 45" W x 19" D Seat Ht: 17.5" COM: 6.5 yds. COL: 130 sq. ft. 80 lbs. TB 133: \$325	2,315	2,458	2,581	2,718	2,841	2,977	3,100	3,243	4,103	4,479
XXXX-XX-CW	Privacy Panel Contrasting Welt COM: 1 yd. COL: n/a	205	227	246	267	286	307	326	348	n/a	n/a

Options - Public and Semi-Private Models

-PF02	Premium Metal Base Finish	\$80
-NS02B	Non-Skid Glides	\$42
-MB02	Moisture Barrier (seat only)	\$70
-TAR03-L	Laminate Rotating Tablet, Right (as seated)	\$497
-TAL03-L	Laminate Rotating Tablet, Left (as seated)	\$497
-TAR03-SF	Solid Surface Rotating Tablet, Right (as seated)	\$547
-TAL03-SF	Solid Surface Rotating Tablet, Left (as seated)	\$547
-TAR03-GL	Back-Painted Glass Rotating Tablet, Right (as seated)	\$684
-TAL03-GL	Back-Painted Glass Rotating Tablet, Left (as seated)	\$684

Options - Private Models

-PF02	Premium Metal Base Finish	\$80
-CHR01	Cup Holder, Right (as seated)	\$170
-CHL01	Cup Holder, Left (as seated)	\$170
-NS02	Non-Skid Glides	\$42
-MB02	Moisture Barrier (seat only)	\$73




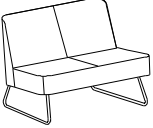
- Available individually or in modular combinations.
- Sled base available in four standard finishes: #82 Graphite, #90 Metallic Silver, #91 Chrome and #95 Satin Black.
- Premium finishes also available. Refer to page 226 for details.
- Lounge unit weight capacity: 350 lbs.
- Love seat weight capacity: 700 lbs.
- Optional rotating tablet available.
- Rotating tablet available in laminate, solid surface or white back-painted glass surface options. Refer to pages 225-226 for details.
- Rotating tablet post will match base finish unless specified otherwise.
- Non-skid glides available for hard surface floors.

- Please refer to page 241 for two-tone upholstery examples and yardage requirements.
- All dimensions are nominal.

Ordering Procedures:

- Specify model number, base finish and upholstery selection.
- Refer to pages 231-233 for connecting table options.
- List option model number after appropriate seating model number (e.g. 7702-M-TAR03-L) and specify finish, as applicable.
- Please include layout drawings or sketch with each order.**



Model	Description	COM				COL				EL-1 Forte Leather	EL-2 Balboa Leather
		1	2	3	4	5	6	7	8		
 <p>7701-M Public Modular Lounge Unit 27.5" W x 28.5" D x 31.5" H Seat: 27.5" W x 19" D Seat Ht: 17.5" COM: 2 yds. COL: 40 sq. ft. 30 lbs. TB 133: \$100</p>											
 <p>7702-M Public Modular Love Seat 45" W x 28.5" D x 31.5" H Seat: 45" W x 19" D Seat Ht: 17.5" COM: 2.75 yds. COL: 55 sq. ft. 44 lbs. TB 133: \$138</p>											

Options

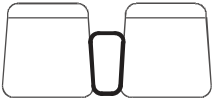
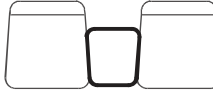
-PF02	Premium Metal Base Finish	\$80	-TAR03-L	Laminate Rotating Tablet, Right (as seated)	\$497
-NS02B	Non-Skid Glides	\$42	-TAL03-L	Laminate Rotating Tablet, Left (as seated)	\$497
-MB01	Moisture Barrier (lounge, seat only)	\$52	-TAR03-SF	Solid Surface Rotating Tablet, Right (as seated)	\$547
-MB02	Moisture Barrier (love seat, seat only)	\$73	-TAL03-SF	Solid Surface Rotating Tablet, Left (as seated)	\$547
			-TAR03-GL	Back-Painted Glass Rotating Tablet, Right (as seated)	\$684
			-TAL03-GL	Back-Painted Glass Rotating Tablet, Left (as seated)	\$684



- Laminate, solid surface and back-painted glass top surfaces available.
 - Edge offered in laminate only.
 - All standard laminate finishes offered. Refer to page 226 for details.
 - Solid surface available in white only.
 - Glass tops are back-painted white as standard.
 - Table description indicates seating configuration angle.
 - Optional rotating tablet available for placement on laminate and solid surface table tops only (not available on tables with glass surfaces).
 - Rotating tablet available in laminate, solid surface or back-painted glass surface options. Refer to pages 225-226 for details.
 - For 8" W tables, tablet placement will be centered.
 - For 15" W tables, please specify tablet placement as left, center or right, as seated.
 - Rotating tablet post will match corresponding seating unit base finish unless specified otherwise.
 - **Note: Connecting tables may only be configured with public modular lounge seating units (cannot combine with modular wedge units).**
 - All dimensions are nominal.
- Ordering Procedures:**
- Specify model number, top finish and edge finish.
 - Refer to page 230 for modular lounge seating options.



- List option model number after appropriate table model number (e.g. 7730-15-L-TAR03-L) and specify finish, as applicable.
- **Please include layout drawings or sketch with each order.**

Model	Description	Laminate Top (-L)	Solid Surface Top (-SF)	Back-Painted Glass Top (-GL)	Weight
 <p>7730-8-() 8" Wide Straight Table 9.75" W x 18" D</p>	514	586	605	6	
 <p>7730-15-() 15" Wide Straight Table 16.75" W x 18" D</p>	554	633	668	10	

Options

-TAR03-L	Laminate Rotating Tablet, Right (as seated)	\$497	-TAR03-GL	Back-Painted Glass Rotating Tablet, Right (as seated)	\$684
-TAC03-L	Laminate Rotating Tablet, Center	\$497	-TAC03-GL	Back-Painted Glass Rotating Tablet, Center	\$684
-TAL03-L	Laminate Rotating Tablet, Left (as seated)	\$497	-TAL03-GL	Back-Painted Glass Rotating Tablet, Left (as seated)	\$684
-TAR03-SF	Solid Surface Rotating Tablet, Right (as seated)	\$547			
-TAC03-SF	Solid Surface Rotating Tablet, Center	\$547			
-TAL03-SF	Solid Surface Rotating Tablet, Left (as seated)	\$547			


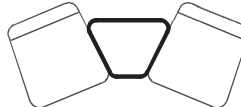
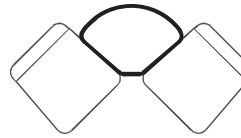
Please Note That Tablet Placement on 8" Wide Straight Table is Centered (Left/Right Not Available).



- Laminate, solid surface and back-painted glass top surfaces available.
 - Edge offered in laminate only.
 - All standard laminate finishes offered. Refer to page 226 for details.
 - Solid surface available in white only.
 - Glass tops are back-painted white as standard.
 - Table description indicates seating configuration angle.
 - Optional rotating tablet available for placement on laminate and solid surface table tops only (not available on tables with glass surfaces).
 - Rotating tablet available in laminate, solid surface or back-painted glass surface options. Refer to pages 225-226 for details.
 - For 30-degree and 45-degree tables, please specify tablet placement as left, center or right, as seated.
 - For 90-degree tables, tablet placement will be centered.
 - Rotating tablet post will match corresponding seating unit base finish unless specified otherwise.
 - **Note: Connecting tables may only be configured with public modular lounge seating units (cannot combine with modular wedge units).**
 - All dimensions are nominal.
- Ordering Procedures:**
- Specify model number, top finish and edge finish.
 - Refer to page 230 for modular lounge seating options.



- List option model number after appropriate table model number (e.g. 7731-30-L-TAR03-L) and specify finish, as applicable.
- **Please include layout drawings or sketch with each order.**

Model	Description	Laminate Top (-L)	Solid Surface Top (-SF)	Back-Painted Glass Top (-GL)	Weight
 <p>7731-30(-) 30-Degree Table, Inside Wedge 24.25" W x 18" D</p>	577	692	773	12	
 <p>7731-45(-) 45-Degree Table, Inside Wedge 25.5" W x 18" D</p>	577	692	773	11	
 <p>7731-90(-) 90-Degree Table, Inside Wedge 32" W x 24.5" D</p>	653	784	977	14	

Options

-TAR03-L	Laminate Rotating Tablet, Right (as seated)	\$497	-TAR03-GL	Back-Painted Glass Rotating Tablet, Right (as seated)	\$684
-TAC03-L	Laminate Rotating Tablet, Center	\$497	-TAC03-GL	Back-Painted Glass Rotating Tablet, Center	\$684
-TAL03-L	Laminate Rotating Tablet, Left (as seated)	\$497	-TAL03-GL	Back-Painted Glass Rotating Tablet, Left (as seated)	\$684
-TAR03-SF	Solid Surface Rotating Tablet, Right (as seated)	\$547			
-TAC03-SF	Solid Surface Rotating Tablet, Center	\$547			
-TAL03-SF	Solid Surface Rotating Tablet, Left (as seated)	\$547			

Please Note That Tablet Placement on 90-Degree Inside Wedge Table is Centered (Left/Right Placement Not Available).



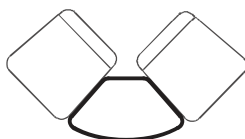


- Laminate, solid surface and back-painted glass top surfaces available.
- Edge offered in laminate only.
- All standard laminate finishes offered. Refer to page 226 for details.
- Solid surface available in white only.
- Glass tops are back-painted white as standard.
- Table description indicates seating configuration angle.
- Optional rotating tablet available for placement on laminate and solid surface table tops only (not available on tables with glass surfaces).
- Rotating tablet available in laminate, solid surface or back-painted glass surface options. Refer to pages 225-226 for details.
- Tablet placement must be specified as left or right (center placement not available on outside wedge tables).
- Rotating tablet post will match corresponding seating unit base finish unless specified otherwise.
- **Note: Connecting tables may only be configured with public modular lounge seating units (cannot combine with modular wedge units).**
- All dimensions are nominal.



Ordering Procedures:

- Specify model number, top finish and edge finish.
- Refer to page 230 for modular lounge seating options.
- List option model number after appropriate table model number (e.g. 7732-45-L-TAR03-L) and specify finish, as applicable.
- **Please include layout drawings or sketch with each order.**

Model	Description	Laminate Top (-L)	Solid Surface Top (-SF)	Back-Painted Glass Top (-GL)	Weight
 <p>7732-45-() 45-Degree Table, Outside Wedge 24.5" W x 18" D</p>	577	692	773	12	
 <p>7732-60-() 60-Degree Table, Outside Wedge 25.5" W x 18" D</p>	577	692	773	11	
 <p>7732-90-() 90-Degree Table, Outside Wedge 36" W x 27.25" D</p>	674	809	999	15	


Options

- TAR03-L Laminate Rotating Tablet, Right (as seated) \$497
- TAL03-L Laminate Rotating Tablet, Left (as seated) \$497
- TAR03-SF Solid Surface Rotating Tablet, Right (as seated) \$547
- TAL03-SF Solid Surface Rotating Tablet, Left (as seated) \$547
- TAR03-GL Back-Painted Glass Rotating Tablet, Right (as seated) \$684
- TAL03-GL Back-Painted Glass Rotating Tablet, Left (as seated) \$684



- Available individually or in modular combinations.
- Sled base available in four standard finishes: #82 Graphite, #90 Metallic Silver, #91 Chrome and #95 Satin Black.
- Premium finishes also available. Refer to page 226 for details.
- Lounge unit weight capacity: 350 lbs.
- Love seat weight capacity: 700 lbs.
- Optional ganging connector available for chair-to-chair connection. Please specify quantity and add \$50 List per set. One set contains two brackets for connecting two units together.
- Optional rotating tablet available.



- Rotating tablet available in laminate, solid surface or back-painted glass surface options. Refer to pages 225-226 for details.
- Rotating tablet post will match base finish unless specified otherwise.
- Non-skid glides available for hard surface floors.
- Please refer to page 243 for two-tone upholstery examples and yardage requirements.
- All dimensions are nominal.



Ordering Procedures:

- Specify model number, base finish and upholstery selection.
- Refer to pages 236-238 for connecting table options.

- List option model number after appropriate seating model number (e.g. 7711-TAR03-L) and specify finish, as applicable.
- **Please include layout drawings or sketch with each order.**


Model	Description	COM				COL				EL-1 Forte Leather	EL-2 Balboa Leather
		1	2	3	4	5	6	7	8		
 <p>7711 Public Modular Wedge Lounge Unit 31" W x 28.5" D x 31.5" H Seat: 31" W x 19" D Seat Ht: 17.5" COM: 2.25 yds. COL: 45 sq. ft. 34 lbs. TB 133: \$113</p>											
 <p>7712 Public Modular Wedge Love Seat 52.5" W x 28.5" D x 31.5" H Seat: 52.5" W x 19" D Seat Ht: 17.5" COM: 3.5 yds. COL: 70 sq. ft. 48 lbs. TB 133: \$175</p>											

Options

-PF02	Premium Metal Base Finish	\$80	-TAR03-L	Laminate Rotating Tablet, Right (as seated)	\$497
-GC10	Ganging Connector	\$50	-TAL03-L	Laminate Rotating Tablet, Left (as seated)	\$497
-NS02B	Non-Skid Glides	\$42	-TAR03-SF	Solid Surface Rotating Tablet, Right (as seated)	\$547
-MB01	Moisture Barrier (lounge, seat only)	\$52	-TAL03-SF	Solid Surface Rotating Tablet, Left (as seated)	\$547
-MB02	Moisture Barrier (love seat, seat only)	\$73	-TAR03-GL	Back-Painted Glass Rotating Tablet, Right (as seated)	\$684
			-TAL03-GL	Back-Painted Glass Rotating Tablet, Left (as seated)	\$684



- Available individually or in modular combinations.
- Sled base available in four standard finishes: #82 Graphite, #90 Metallic Silver, #91 Chrome and #95 Satin Black.
- Premium finishes also available. Refer to page 226 for details.
- Lounge unit weight capacity: 350 lbs.
- Love seat weight capacity: 700 lbs.
- Optional ganging connector available for chair-to-chair connection. Please specify quantity and add \$50 List per set. One set contains two brackets for connecting two units together.
- Optional rotating tablet available.
- Rotating tablet available in laminate, solid surface or back-painted glass surface options. Refer to pages 225-226 for details.
- Rotating tablet post will match base finish unless specified otherwise.
- Non-skid glides available for hard surface floors.
- Please refer to page 243 for two-tone upholstery examples and yardage requirements.
- All dimensions are nominal.



Ordering Procedures:

- Specify model number, base finish and upholstery selection.
- Refer to pages 236-238 for connecting table options.

- List option model number after appropriate seating model number (e.g. 7711-SP-TAR03-L) and specify finish, as applicable.
- Please include layout drawings or sketch with each order.**

Model	Description	COM				COL				EL-1 Forte Leather	EL-2 Balboa Leather
		1	2	3	4	5	6	7	8		
7711-SP	Semi-Private Modular Wedge Lounge Unit 33.5" W x 30.25" D x 47.5" H Seat: 31.25" W x 19" D Seat Ht: 17.5" COM: 4.75 yds. COL: 95 sq. ft. 58 lbs. TB 133: \$238	1,725	1,830	1,920	2,019	2,109	2,209	2,299	2,403	3,032	3,306
XXXX-XX-CW	Privacy Panel Contrasting Welt COM: 1 yd. COL: n/a	150	172	191	212	231	252	271	293	n/a	n/a
7712-SP	Semi-Private Modular Wedge Love Seat 55" W x 30.25" D x 47.5" H Seat: 52.5" W x 19" D Seat Ht: 17.5" COM: 6.5 yds. COL: 130 sq. ft. 71 lbs. TB 133: \$325	2,304	2,447	2,570	2,707	2,830	2,966	3,089	3,232	4,092	4,468
XXXX-XX-CW	Privacy Panel Contrasting Welt COM: 1 yd. COL: n/a	205	227	246	267	286	307	326	348	n/a	n/a

Options


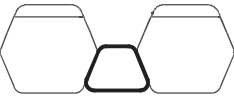
-PF02	Premium Metal Base Finish	\$80	-TAR03-L	Laminate Rotating Tablet, Right (as seated)	\$497
-GC10	Ganging Connector	\$50	-TAL03-L	Laminate Rotating Tablet, Left (as seated)	\$497
-NS02B	Non-Skid Glides	\$42	-TAR03-SF	Solid Surface Rotating Tablet, Right (as seated)	\$547
-MB01	Moisture Barrier (lounge, seat only)	\$52	-TAL03-SF	Solid Surface Rotating Tablet, Left (as seated)	\$547
-MB02	Moisture Barrier (love seat, seat only)	\$73	-TAR03-GL	Back-Painted Glass Rotating Tablet, Right (as seated)	\$684
			-TAL03-GL	Back-Painted Glass Rotating Tablet, Left (as seated)	\$684



- Laminate, solid surface and back-painted glass top surfaces available.
 - Edge offered in laminate only.
 - All standard laminate finishes offered. Refer to page 226 for details.
 - Solid surface available in white only.
 - Glass tops are back-painted white as standard.
 - Table description indicates seating configuration angle.
 - Optional rotating tablet available for placement on laminate and solid surface table tops only (not available on tables with glass surfaces).
 - Rotating tablet available in laminate, solid surface or back-painted glass surface options. Refer to pages 225-226 for details.
 - Rotating tablet post will match corresponding seating unit base finish unless specified otherwise.
 - **Note: Connecting tables may only be configured with modular wedge seating units (cannot combine with public modular lounge units).**
 - All dimensions are nominal.
- Ordering Procedures:**
- Specify model number, top finish and edge finish.
 - Refer to pages 234-235 for modular wedge seating options.
 - List option model number after appropriate table model number (e.g. 7740-15-L-TAR03-L) and specify finish, as applicable.



- Please include layout drawings or sketch with each order.

Model	Description	Laminate Top (-L)	Solid Surface Top (-SF)	Back-Painted Glass Top (-GL)	Weight
 <p>7740-15-() 15" Wide Straight Table 15" W x 14" D</p>		503	604	579	6
 <p>7740-20-() 20" Wide Straight Table 20" W x 14" D</p>		521	626	602	7

Options

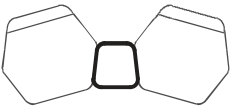
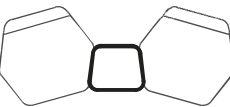
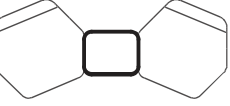
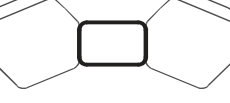
-TAR03-L	Laminate Rotating Tablet, Right (as seated)	\$497	-TAR03-GL	Back-Painted Glass Rotating Tablet, Right (as seated)	\$684
-TAC03-L	Laminate Rotating Tablet, Center	\$497	-TAC03-GL	Back-Painted Glass Rotating Tablet, Center	\$684
-TAL03-L	Laminate Rotating Tablet, Left (as seated)	\$497	-TAL03-GL	Back-Painted Glass Rotating Tablet, Left (as seated)	\$684
-TAR03-SF	Solid Surface Rotating Tablet, Right (as seated)	\$547			
-TAC03-SF	Solid Surface Rotating Tablet, Center	\$547			
-TAL03-SF	Solid Surface Rotating Tablet, Left (as seated)	\$547			



- Laminate, solid surface and back-painted glass top surfaces available.
 - Edge offered in laminate only.
 - All standard laminate finishes offered. Refer to page 226 for details.
 - Solid surface available in white only.
 - Glass tops are back-painted white as standard.
 - Table description indicates seating configuration angle.
 - Optional rotating tablet available for placement on laminate and solid surface table tops only (not available on tables with glass surfaces).
 - Rotating tablet available in laminate, solid surface or back-painted glass surface options. Refer to pages 225-226 for details.
 - For 30-degree tables and 45-degree narrow tables, please specify tablet placement as left, center or right, as seated.
 - For 45-degree wide tables, tablet placement must be specified as left or right (center placement not available).
 - Rotating tablet post will match corresponding seating unit base finish unless specified otherwise.
 - **Note: Connecting tables may only be configured with modular wedge seating units (cannot combine with public modular lounge units).**
 - All dimensions are nominal.
- Ordering Procedures:**
- Specify model number, top finish and edge finish.



- Refer to pages 234-235 for modular wedge seating options.
- List option model number after appropriate table model number (e.g. 7741-46-L-TAR03-L) and specify finish, as applicable.
- **Please include layout drawings or sketch with each order.**

Model	Description	Laminate Top (-L)	Solid Surface Top (-SF)	Back-Painted Glass Top (-GL)	Weight
 7741-30-() 30-Degree Narrow Table 14" W x 14" D	507	608	588	6	
 7741-31-() 30-Degree Wide Table 17.25" W x 14" D	514	617	607	8	
 7741-45-() 45-Degree Narrow Table 18" W x 14" D	529	635	611	10	
 7741-46-() 45-Degree Wide Table 22" W x 14" D	555	666	638	12	

Options

-TAR03-L	Laminate Rotating Tablet, Right (as seated)	\$497	-TAR03-GL	Back-Painted Glass Rotating Tablet, Right (as seated)	\$684
-TAC03-L	Laminate Rotating Tablet, Center	\$497	-TAC03-GL	Back-Painted Glass Rotating Tablet, Center	\$684
-TAL03-L	Laminate Rotating Tablet, Left (as seated)	\$497	-TAL03-GL	Back-Painted Glass Rotating Tablet, Left (as seated)	\$684
-TAR03-SF	Solid Surface Rotating Tablet, Right (as seated)	\$547			
-TAC03-SF	Solid Surface Rotating Tablet, Center	\$547			
-TAL03-SF	Solid Surface Rotating Tablet, Left (as seated)	\$547			

Please Note That Tablet Placement on 45-Degree Wide Table Must be Specified as Left or Right (Center Placement Not Available).



- Laminate, solid surface and back-painted glass top surfaces available.
- Edge offered in laminate only.
- All standard laminate finishes offered. Refer to page 226 for details.
- Solid surface available in white only.
- Glass tops are back-painted white as standard.
- Table description indicates seating configuration angle.
- Optional rotating tablet available for placement on laminate and solid surface table tops only (not available on tables with glass surfaces).
- Rotating tablet available in laminate, solid surface or back-painted glass surface options. Refer to pages 225-226 for details.
- For 60-degree narrow, 60-degree wide and 90-degree wide tables, please specify tablet placement as left, center or right, as seated.
- For 90-degree narrow tables, tablet placement will be centered.
- Rotating tablet post will match corresponding seating unit base finish unless specified otherwise.
- **Note: Connecting tables may only be configured with modular wedge seating units (cannot combine with public modular lounge units).**
- All dimensions are nominal.

Ordering Procedures:

- Specify model number, top finish and edge finish.



- Refer to pages 234-235 for modular wedge seating options.
- List option model number after appropriate table model number (e.g. 7741-60-L-TAR03-L) and specify finish, as applicable.
- **Please include layout drawings or sketch with each order.**

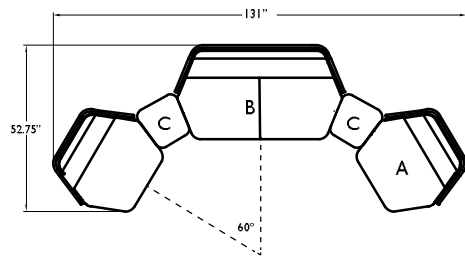
Model	Description	Laminate Top (-L)	Solid Surface Top (-SF)	Back-Painted Glass Top (-GL)	Weight
7741-60(-)	60-Degree Narrow Table 14" W x 14" D	507	608	588	6
7741-61(-)	60-Degree Wide Table 17.25" W x 14" D	514	617	607	8
7741-90(-)	90-Degree Narrow Table 15" W x 14" D	503	604	579	6
7741-91(-)	90-Degree Wide Table 20" W x 14" D	521	626	602	7

Options

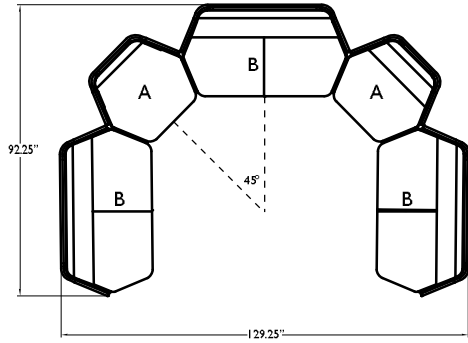
-TAR03-L	Laminate Rotating Tablet, Right (as seated)	\$497	-TAR03-GL	Back-Painted Glass Rotating Tablet, Right (as seated)	\$684
-TAC03-L	Laminate Rotating Tablet, Center	\$497	-TAC03-GL	Back-Painted Glass Rotating Tablet, Center	\$684
-TAL03-L	Laminate Rotating Tablet, Left (as seated)	\$497	-TAL03-GL	Back-Painted Glass Rotating Tablet, Left (as seated)	\$684
-TAR03-SF	Solid Surface Rotating Tablet, Right (as seated)	\$547			
-TAC03-SF	Solid Surface Rotating Tablet, Center	\$547			
-TAL03-SF	Solid Surface Rotating Tablet, Left (as seated)	\$547			

Please Note That Tablet Placement on 90-Degree Narrow Table is Centered (Left/Right Placement Not Available).

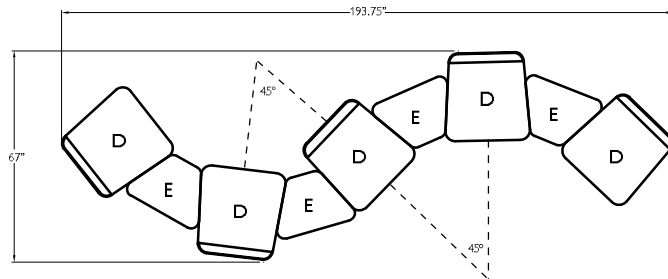
Visor Modular Series - Configuration & Ordering Examples



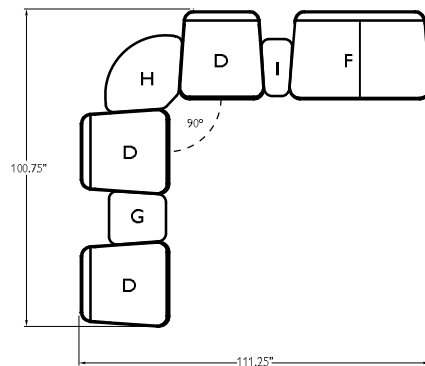
Qty	Model #	Description	COM List	Key
2	7711-SP	Semi-Private Modular Wedge Lounge Unit (\$1,725 List each)	\$3,450	A
2	7741-60-L	60-Degree Narrow Connecting Table, Laminate Top (\$507 List each)	\$1,014	C
1	7712-SP	Semi-Private Modular Wedge Love Seat	\$2,304	B
			\$6,768	



Qty	Model #	Description	COM List	Key
3	7712-SP	Semi-Private Modular Wedge Love Seat (\$2,304 List each)	\$6,912	B
2	7711-SP	Semi-Private Modular Wedge Lounge Unit (\$1,725 List each)	\$3,450	A
			\$10,362	



Qty	Model #	Description	COM List	Key
5	7701-M	Public Modular Lounge Unit (\$1,050 List each)	\$5,250	D
4	7731-45-L	45-Degree Connecting Table, Inside Wedge, Laminate Top (\$577 List each)	\$2,308	E
			\$7,558	



Qty	Model #	Description	COM List	Key
3	7701-M	Public Modular Lounge Unit (\$1,050 List each)	\$3,150	D
1	7730-15-L	15-Inch Wide Straight Connecting Table, Laminate Top	\$554	G
1	7731-90-L	90-Degree Connecting Table, Inside Wedge, Laminate Top	\$653	H
1	7730-8-L	8-Inch Wide Straight Connecting Table, Laminate Top	\$514	I
1	7702-M	Public Modular Love Seat	\$1,514	F
			\$6,385	

Upholstery Combinations:

For fabric, vinyl or leather upholstery combinations, pricing will be calculated as follows:

- When combining two COM, COV or COL fabrics, or two fabrics of the same grade, a \$70 List upcharge per unit will be applied.
- When combining two different grades of fabrics, price will be based on the highest grade specified.

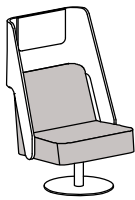
Yardage Requirements:

Yardage amounts are based on fabric which is plain (i.e. non-directional) and a full 54" wide.

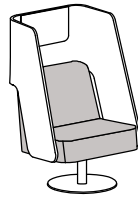
Appropriate upholstery code must be included on order.



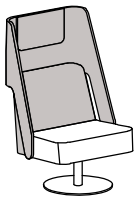
Code VS1
Model 7725
COM Requirement
 Back = 1.5 yds.
 Seat = 1 yd.



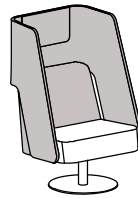
Code VS2
Model 7725-SP
COM Requirement
 Privacy Panel = 2.5 yds.
 Back & Seat = 2.5 yds.



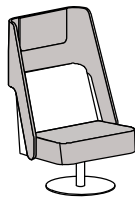
Code VS3
Model 7725-PR
COM Requirement
 Privacy Panel = 4 yds.
 Back & Seat = 2.5 yds.



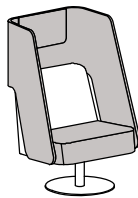
Code VS4
Model 7725-SP
COM Requirement
 Privacy Panel & Back = 4 yds.
 Seat = 1 yd.



Code VS5
Model 7725-PR
COM Requirement
 Privacy Panel & Back = 5.5 yds.
 Seat = 1 yd.



Code VS6
Model 7725-SP
COM Requirement
 Privacy Panel & Seat = 3.5 yds.
 Back = 1.5 yds.



Code VS7
Model 7725-PR
COM Requirement
 Privacy Panel & Seat = 5 yds.
 Back = 1.5 yds.

Upholstery Combinations:

For fabric, vinyl or leather upholstery combinations, pricing will be calculated as follows:

- When combining two COM, COV or COL fabrics, or two fabrics of the same grade, a \$70 List upcharge per unit will be applied.
- When combining two different grades of fabrics, price will be based on the highest grade specified.

Yardage Requirements:


Yardage amounts are based on fabric which is plain (i.e. non-directional) and a full 54" wide.

Appropriate upholstery code must be included on order.




Code
Model
7701
7701-M

VS8
COM Requirement
Back = 1.5 yds.
Seat = 1 yd.




Code
Model
7702
7702-M

VS9
COM Requirement
Back = 1.5 yds.
Seat = 1.5 yds.



Code
Model
7701-SP

VS10
COM Requirement
Privacy Panel = 2.5 yds.
Back & Seat = 2.5 yds.




Code
Model
7702-SP

VS11
COM Requirement
Privacy Panel = 3 yds.
Back & Seat = 3 yds.



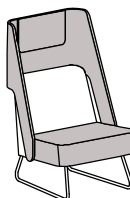
Code
Model
7701-SP

VS12
COM Requirement
Privacy Panel & Back = 4 yds.
Seat = 1 yd.




Code
Model
7702-SP

VS13
COM Requirement
Privacy Panel & Back = 5 yds.
Seat = 1.5 yds.



Code
Model
7701-SP

VS14
COM Requirement
Privacy Panel & Seat = 3.5 yds.
Back = 1.5 yds.



Code
Model
7702-SP

VS15
COM Requirement
Privacy Panel & Seat = 4.5 yds.
Back = 1.5 yds.

Upholstery Combinations:

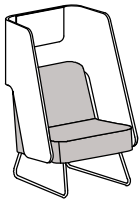
For fabric, vinyl or leather upholstery combinations, pricing will be calculated as follows:

- When combining two COM, COV or COL fabrics, or two fabrics of the same grade, a \$70 List upcharge per unit will be applied.
- When combining two different grades of fabrics, price will be based on the highest grade specified.

Yardage Requirements:


Yardage amounts are based on fabric which is plain (i.e. non-directional) and a full 54" wide.

Appropriate upholstery code must be included on order.



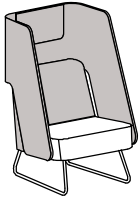
Code
Model
7701-PR

VS16
COM Requirement
Privacy Panel = 4 yds.
Back & Seat = 2.5 yds.




Code
Model
7702-PR

VS17
COM Requirement
Privacy Panel = 4 yds.
Back & Seat = 3 yds.



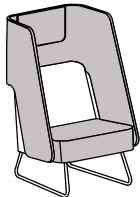
Code
Model
7701-PR

VS18
COM Requirement
Privacy Panel & Back = 5.5 yds.
Seat = 1 yd.




Code
Model
7702-PR

VS19
COM Requirement
Privacy Panel & Back = 5.5 yds.
Seat = 1.5 yds.



Code
Model
7701-PR

VS20
COM Requirement
Privacy Panel & Seat = 5 yds.
Back = 1.5 yds.



Code
Model
7702-PR

VS21
COM Requirement
Privacy Panel & Seat = 5.5 yds.
Back = 1.5 yds.

Upholstery Combinations:

For fabric, vinyl or leather upholstery combinations, pricing will be calculated as follows:

- When combining two COM, COV or COL fabrics, or two fabrics of the same grade, a \$70 List upcharge per unit will be applied.
- When combining two different grades of fabrics, price will be based on the highest grade specified.

Yardage Requirements:


Yardage amounts are based on fabric which is plain (i.e. non-directional) and a full 54" wide.

Appropriate upholstery code must be included on order.




Code
Model
7711

VS22
COM Requirement
Back = 1.5 yds.
Seat = 1 yd.




Code
Model
7712

VS23
COM Requirement
Back = 1.75 yds.
Seat = 1.75 yds.




Code
Model
7711-SP

VS24
COM Requirement
Privacy Panel = 2.5 yds.
Back & Seat = 2.5 yds.




Code
Model
7712-SP

VS25
COM Requirement
Privacy Panel = 3 yds.
Back & Seat = 3.5 yds.




Code
Model
7711-SP

VS26
COM Requirement
Privacy Panel & Back = 4 yds.
Seat = 1 yd.



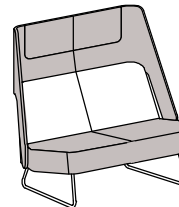
Code
Model
7712-SP

VS27
COM Requirement
Privacy Panel & Back = 4.75 yds.
Seat = 1.75 yds.



Code
Model
7711-SP

VS28
COM Requirement
Privacy Panel & Seat = 3.5 yds.
Back = 1.5 yds.



Code
Model
7712-SP

VS29
COM Requirement
Privacy Panel & Seat = 4.75 yds.
Back = 1.75 yds.