





- Wood back shell with upholstered back cushion and fully upholstered seat.
- Exposed plywood edge will match veneer finish as standard.
- Four base options: 4-leg metal, metal swivel, 4-leg wood and wood swivel.
- Swivel base models feature self-return.
- 4-leg metal base offered in four standard finishes: #82 Graphite, #90 Metallic Silver, #91 Chrome and #95 Satin Black.
- Premium finishes also available. Please refer to standard finish card.
- Metal swivel base offered in four standard finishes: #82 Graphite, #90 Metallic Silver, #92 Polished Aluminum and #95 Satin Black as well as premium finishes.

- Wood offered in all standard and custom finishes on Ash. Please refer to listing below.
- For custom wood finishes, please contact Customer Service and add one-time upcharge of \$325 List per color per order.
- 300 lb. weight capacity.
- Please refer to page 224 for two-tone upholstery examples and yardage requirements.
- All dimensions are nominal.



Ordering Procedures:

- Specify model number, wood finish, base finish and upholstery selection.
- List option model number after appropriate seating model number (e.g. 60121-WV-PF02).

Model	Description	COM				COL				EL-1 Forte Leather	EL-2 Balboa Leather
		1	2	3	4	5	6	7	8		
 <p>60121-W Guest Chair, 4-Leg Metal Base Wood Back with Upholstered Cushion 24.5" W x 23.5" D x 30" H Seat: 18" W x 18" D Seat Ht: 19" COM: 2 yds. COL: 40 sq. ft. 23 lbs.</p>	977	1,021	1,059	1,101	1,139	1,181	1,219	1,263	1,527	1,643	
 <p>60123-W Guest Chair, Metal Swivel Base Wood Back with Upholstered Cushion 23.5" W x 23" D x 29.5" H Seat: 18" W x 18" D Seat Ht: 18.5" COM: 2 yds. COL: 40 sq. ft. 25 lbs.</p>	1,052	1,096	1,134	1,176	1,214	1,256	1,294	1,338	1,602	1,718	
 <p>60124-W Guest Chair, 4-Leg Wood Base Wood Back with Upholstered Cushion 23.5" W x 25" D x 29.5" H Seat: 18" W x 18" D Seat Ht: 18.5" COM: 2 yds. COL: 40 sq. ft. 24 lbs.</p>	1,030	1,074	1,112	1,154	1,192	1,234	1,272	1,316	1,580	1,696	
 <p>60127-W Guest Chair, Wood Swivel Base Wood Back with Upholstered Cushion 23.5" W x 24" D x 29.5" H Seat: 18" W x 18" D Seat Ht: 18.5" COM: 2 yds. COL: 40 sq. ft. 27 lbs.</p>	1,152	1,196	1,234	1,276	1,314	1,356	1,394	1,438	1,702	1,818	

Wood Finishes

- #162 White Oak on Ash
- #163 Walnut on Ash
- #164 Cocoa Ash
- #165 Kona Ash
- #167 Slate Grey Ash

Options

- PF02 Premium Metal Base Finish \$80
- NS04 Non-Skid Glides (4-leg wood base models only) \$42
- NS06 Non-Skid Glides (4-leg metal base models only) \$42
- NS08 Non-Skid Glides (metal swivel base models only) \$42
- NS09 Non-Skid Glides (wood swivel base models only) \$42
- C08 Casters* \$57





*Caster models feature 5-star base with swivel mechanism. Please apply upcharge to corresponding metal swivel base List price.

- Laminate back shell with upholstered back cushion and fully upholstered seat.
- Laminate offered in three high gloss finishes. Please refer to listing below.
- All standard laminates also available at no upcharge. Please refer to standard finish card for options.
- Edge will be exposed plywood with a clear coat finish as standard.
- Four base options: 4-leg metal, metal swivel, 4-leg wood and wood swivel.
- Swivel base models feature self-return.
- 4-leg metal base offered in four standard finishes: #82 Graphite, #90 Metallic Silver, #91 Chrome and #95 Satin Black as well as premium finishes.
- Metal swivel base offered in four standard finishes: #82 Graphite, #90 Metallic Silver, #92 Polished Aluminum and #95 Satin Black.
- Premium finishes also available. Please refer to standard finish card.
- Wood bases offered in all standard and custom finishes on Ash. Please refer to listing below.
- For custom wood finishes, please contact Customer Service and add one-time upcharge of \$325 List per color per order.
- 300 lb. weight capacity.
- Please refer to page 224 for two-tone upholstery examples and yardage requirements.
- All dimensions are nominal.



Ordering Procedures:

- Specify model number, laminate finish, base finish and upholstery selection.
- List option model number after appropriate seating model number (e.g. 60121-L-PF02).

Model	Description	COM				COL				EL-1 Forte Leather	EL-2 Balboa Leather
		1	2	3	4	5	6	7	8		
 60121-L	Guest Chair, 4-Leg Metal Base Laminate Back with Upholstered Cushion 24.5" W x 23.5" D x 30" H Seat: 18" W x 18" D Seat Ht: 19" COM: 2 yds. COL: 40 sq. ft. 23 lbs.	1,095	1,139	1,177	1,219	1,257	1,299	1,337	1,381	1,645	1,761
 60123-L	Guest Chair, Metal Swivel Base Laminate Back with Upholstered Cushion 23.5" W x 23" D x 29.5" H Seat: 18" W x 18" D Seat Ht: 18.5" COM: 2 yds. COL: 40 sq. ft. 25 lbs.	1,169	1,213	1,251	1,293	1,331	1,373	1,411	1,455	1,719	1,835
 60124-L	Guest Chair, 4-Leg Wood Base Laminate Back with Upholstered Cushion 23.5" W x 25" D x 29.5" H Seat: 18" W x 18" D Seat Ht: 18.5" COM: 2 yds. COL: 40 sq. ft. 24 lbs.	1,148	1,192	1,230	1,272	1,310	1,352	1,390	1,434	1,698	1,814
 60127-L	Guest Chair, Wood Swivel Base Laminate Back with Upholstered Cushion 23.5" W x 24" D x 29.5" H Seat: 18" W x 18" D Seat Ht: 18.5" COM: 2 yds. COL: 40 sq. ft. 27 lbs.	1,269	1,313	1,351	1,393	1,431	1,473	1,511	1,555	1,819	1,935

Wood Finishes

- #162 White Oak on Ash
- #163 Walnut on Ash
- #164 Cocoa Ash
- #165 Kona Ash
- #167 Slate Grey Ash

High Gloss Laminate Finishes

- Formica 459-90 Glossy Brite White
- Formica 909-90 Black
- Formica 928-90 Mouse

Options

- PF02 Premium Metal Base Finish \$80
- NS04 Non-Skid Glides (4-leg wood base models only) \$42
- NS06 Non-Skid Glides (4-leg metal base models only) \$42
- NS08 Non-Skid Glides (metal swivel base models only) \$42
- NS09 Non-Skid Glides (wood swivel base models only) \$42
- C08 Casters (metal swivel base models only) \$57

*Caster models feature 5-star base with swivel mechanism. Please apply upcharge to corresponding metal swivel base List price.





- Fully upholstered back and seat.
- Four base options: 4-leg metal, metal swivel, 4-leg wood and wood swivel.
- Swivel base models feature self-return.
- 4-leg metal base offered in four standard finishes: #82 Graphite, #90 Metallic Silver, #91 Chrome and #95 Satin Black.
- Premium finishes also available. Please refer to standard finish card.
- Metal swivel base offered in four standard finishes: #82 Graphite, #90 Metallic Silver, #92 Polished Aluminum and #95 Satin Black as well as premium finishes.
- Wood offered in all standard and custom finishes on Ash. Please refer to listing below.

- For custom wood finishes, please contact Customer Service and add one-time upcharge of \$325 List per color per order.
- 300 lb. weight capacity.
- Please refer to page 224 for two-tone upholstery examples and yardage requirements.
- All dimensions are nominal.

Ordering Procedures:

- Specify model number, base finish and upholstery selection.
- List option model number after appropriate seating model number (e.g. 60121-U-PF02).



Model	Description	COM				COL				EL-1 Forte Leather	EL-2 Balboa Leather
		1	2	3	4	5	6	7	8		
 <p>60121-U Guest Chair, 4-Leg Metal Base Fully Upholstered 25" W x 22" D x 30.5" H Seat: 18" W x 18" D Seat Ht: 19" COM: 2.25 yds. COL: 45 sq. ft. 25 lbs.</p>	1,024	1,074	1,116	1,163	1,206	1,253	1,296	1,345	1,643	1,773	
 <p>60123-U Guest Chair, Metal Swivel Base Fully Upholstered 27.5" W x 27.5" D x 30" H Seat: 18" W x 18" D Seat Ht: 18.5" COM: 2.25 yds. COL: 45 sq. ft. 27 lbs.</p>	1,099	1,149	1,191	1,238	1,281	1,328	1,371	1,420	1,718	1,848	
 <p>60124-U Guest Chair, 4-Leg Wood Base Fully Upholstered 25" W x 22" D x 30" H Seat: 18" W x 18" D Seat Ht: 18.5" COM: 2.25 yds. COL: 45 sq. ft. 26 lbs.</p>	1,078	1,128	1,170	1,217	1,260	1,307	1,350	1,399	1,697	1,827	
 <p>60127-U Guest Chair, Wood Swivel Base Fully Upholstered 30.5" W x 30.5" D x 30" H Seat: 18" W x 18" D Seat Ht: 18.5" COM: 2.25 yds. COL: 45 sq. ft. 29 lbs.</p>	1,198	1,248	1,290	1,337	1,380	1,427	1,470	1,519	1,817	1,947	

Wood Finishes

- #162 White Oak on Ash
- #163 Walnut on Ash
- #164 Cocoa Ash
- #165 Kona Ash
- #167 Slate Grey Ash

Options

- PF02 Premium Metal Base Finish \$80
- NS04 Non-Skid Glides (4-leg wood base models only) \$42
- NS06 Non-Skid Glides (4-leg metal base models only) \$42
- NS08 Non-Skid Glides (metal swivel base models only) \$42
- NS09 Non-Skid Glides (wood swivel base models only) \$42
- C08 Casters (metal swivel base models only) \$57

*Caster models feature 5-star base with swivel mechanism. Please apply upcharge to corresponding metal swivel base List price.

Upholstery Combinations:

For fabric, vinyl or leather upholstery combinations, pricing will be calculated as follows:

- When combining two COM, COV or COL fabrics, or two fabrics of the same grade, a \$45 List upcharge per unit will be applied.
- When combining two different grades of fabrics, price will be based on the highest grade specified.

Yardage Requirements:

Yardage amounts are based on fabric which is plain (i.e. non-directional) and a full 54" wide.

Appropriate upholstery code must be included on order.



Code
Model
60121-U
60123-U
60124-U
60127-U

TW1
COM Requirement
Back Shell = 1.75 yds.
Balance of Chair = 1.25 yds.



Code
Model
60121-U
60123-U
60124-U
60127-U

TW2
COM Requirement
Back Shell & Seat Cushion = 2.5 yds.
Lower Side Panels = 1 yd.



Code
Model
60121-U
60123-U
60124-U
60127-U

TW3
COM Requirement
Back Shell & Lower Side Panels = 1.75 yds.
Seat Cushion = .75 yd.



Code
Model
60121-U
60123-U
60124-U
60127-U

TW4
COM Requirement
Inside Back Cushion & Seat Cushion = 1.5 yds.
Balance of Chair = 1.5 yds.



Code
Model
60121-W
60121-L
60123-W
60123-L
60124-W
60124-L
60127-W
60127-L

TW5
COM Requirement
Inside Back Cushion = 1 yd.
Balance of Chair = 1.25 yds.



Code
Model
60121-W
60121-L
60123-W
60123-L
60124-W
60124-L
60127-W
60127-L

TW6
COM Requirement
Inside Back Cushion & Seat Cushion = 1.5 yds.
Lower Side Panels = 1 yd.



Code
Model
60121-W
60121-L
60123-W
60123-L
60124-W
60124-L
60127-W
60127-L

TW7
COM Requirement
Inside Back Cushion & Lower Side Panels = 1.75 yds.
Seat Cushion = .75 yd.