




- Wood back shell with upholstered back cushion and fully upholstered seat.
- Exposed plywood edge will match veneer finish as standard.
- Three base options: metal swivel, 4-leg wood and wood swivel.
- Swivel base models feature self-return.
- Metal swivel base offered in four standard finishes: #78 Graphite, #90 Metallic Silver, #92 Polished Aluminum and #95 Satin Black.
- Premium finishes also available. Please refer to standard finish card.
- For premium metal finishes, specify "-PF02" after model number, add \$80 List per unit and specify color.
- Wood offered in all standard and custom finishes on Ash. Please refer to listing below.

- For custom wood finishes, please contact Customer Service and add one-time upcharge of \$325 List per color per order.
- 300 lb. weight capacity.
- Accompanying guest seating also available, please refer to corresponding pages.
- Please refer to page 7 for two-tone upholstery examples and yardage requirements.
- All dimensions are nominal.



**Ordering Procedures:**

- Specify model number, wood finish, base finish and upholstery selection.
- List option model number after appropriate seating model number (e.g. 60223-M-W-NS08).

Model	Description	COM				COL				EL-1 Forte Leather	EL-2 Balboa Leather
		1	2	3	4	5	6	7	8		
 <p><b>60223-M-W</b>  <b>Mid-Back Lounge Chair, Metal Swivel Base Wood Back with Fully Upholstered Cushion</b>                      29" W x 29.5" D x 32.75" H                      Seat: 19" W x 19" D                      Seat Ht: 16.5"                      COM: 2.5 yds. COL: 50 sq. ft. 35 lbs.</p>	1,519	1,571	1,616	1,666	1,711	1,761	1,806	1,859	2,174	2,311	
 <p><b>60224-M-W</b>  <b>Mid-Back Lounge Chair, 4-Leg Wood Base Wood Back with Fully Upholstered Cushion</b>                      29" W x 28.5" D x 32.75" H                      Seat: 19" W x 19" D                      Seat Ht: 16.5"                      COM: 2.5 yds. COL: 50 sq. ft. 34 lbs.</p>	1,571	1,623	1,668	1,718	1,763	1,813	1,858	1,911	2,226	2,363	
 <p><b>60227-M-W</b>  <b>Mid-Back Lounge Chair, Wood Swivel Base Wood Back with Fully Upholstered Cushion</b>                      29" W x 28.5" D x 32.75" H                      Seat: 19" W x 19" D                      Seat Ht: 16.5"                      COM: 2.5 yds. COL: 50 sq. ft. 37 lbs.</p>	1,690	1,742	1,787	1,837	1,882	1,932	1,977	2,030	2,345	2,482	

**Wood Finishes**

- #162 White Oak on Ash
- #163 Walnut on Ash
- #164 Cocoa Ash
- #165 Kona Ash
- #167 Slate Grey Ash

**Options**

- PF02 Premium Metal Base Finish \$80
- NS04 Non-Skid Glides (4-leg wood base models only) \$42
- NS08 Non-Skid Glides (metal swivel base models only) \$42
- NS09 Non-Skid Glides (wood swivel base models only) \$42


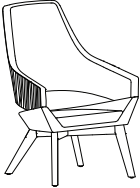

- Wood back shell with upholstered back cushion and fully upholstered seat.
- Exposed plywood edge will match veneer finish as standard.
- Three base options: metal swivel, 4-leg wood and wood swivel.
- Swivel base models feature self-return.
- Metal swivel base offered in four standard finishes: #78 Graphite, #90 Metallic Silver, #92 Polished Aluminum and #95 Satin Black.
- Premium finishes also available. Please refer to standard finish card.
- For premium metal finishes, specify "-PF02" after model number, add \$80 List per unit and specify color.
- Wood offered in all standard and custom finishes on Ash. Please refer to listing below.

- For custom wood finishes, please contact Customer Service and add one-time upcharge of \$325 List per color per order.
- 300 lb. weight capacity.
- Accompanying guest seating also available, please refer to corresponding pages.
- Please refer to page 8 for two-tone upholstery examples and yardage requirements.
- All dimensions are nominal.



**Ordering Procedures:**

- Specify model number, wood finish, base finish and upholstery selection.
- List option model number after appropriate seating model number (e.g. 60223-H-W-NS08).

Model	Description	COM				COL				EL-1 Forte Leather	EL-2 Balboa Leather
		1	2	3	4	5	6	7	8		
 <p><b>60223-H-W</b>  <b>High Back Lounge Chair, Metal Swivel Base Wood Back with Fully Upholstered Cushion</b>                      29" W x 32.25" D x 38.75" H                      Seat: 19" W x 19" D                      Seat Ht: 16.5"                      COM: 2.75 yds. COL: 55 sq. ft. 37 lbs.</p>	1,628	1,686	1,735	1,790	1,840	1,895	1,944	2,002	2,349	2,500	
 <p><b>60224-H-W</b>  <b>High Back Lounge Chair, 4-Leg Wood Base Wood Back with Fully Upholstered Cushion</b>                      29" W x 31.25" D x 38.75" H                      Seat: 19" W x 19" D                      Seat Ht: 16.5"                      COM: 2.75 yds. COL: 55 sq. ft. 36 lbs.</p>	1,680	1,738	1,787	1,842	1,892	1,947	1,996	2,054	2,401	2,552	
 <p><b>60227-H-W</b>  <b>High Back Lounge Chair, Wood Swivel Base Wood Back with Fully Upholstered Cushion</b>                      29" W x 31.25" D x 38.75" H                      Seat: 19" W x 19" D                      Seat Ht: 16.5"                      COM: 2.75 yds. COL: 55 sq. ft. 39 lbs.</p>	1,799	1,857	1,906	1,961	2,011	2,066	2,115	2,173	2,520	2,671	

**Wood Finishes**

- #162 White Oak on Ash
- #163 Walnut on Ash
- #164 Cocoa Ash
- #165 Kona Ash
- #167 Slate Grey Ash

**Options**

- PF02 Premium Metal Base Finish \$80
- NS04 Non-Skid Glides (4-leg wood base models only) \$42
- NS08 Non-Skid Glides (metal swivel base models only) \$42
- NS09 Non-Skid Glides (wood swivel base models only) \$42




**Twirl® Lounge Series - Laminate Back with Fully Upholstered Cushion · Designed by Chris & Jon Panichella**

- Laminate back shell with upholstered back cushion and fully upholstered seat.
- Laminate offered in three high gloss finishes. Please refer to listing below.
- All standard laminates also available at no upcharge. Please refer to standard finish card for options.
- Edge will be exposed plywood with a clear coat finish as standard.
- Three base options: metal swivel, 4-leg wood and wood swivel.
- Swivel base models feature self-return.
- Metal swivel base offered in four standard finishes: #78 Graphite, #90 Metallic Silver, #92 Polished Aluminum and #95 Satin Black.
- Premium finishes also available. Please refer to standard finish card.
- For premium metal finishes, specify "-PF02" after model number; add \$80 List per unit and specify color.
- Wood bases offered in all standard and custom finishes on Ash. Please refer to listing below.
- For custom wood finishes, please contact Customer Service and add one-time upcharge of \$325 List per color per order.
- 300 lb. weight capacity.
- Accompanying guest seating also available, please refer to corresponding pages.
- Please refer to page 7 for two-tone upholstery examples and yardage requirements.
- All dimensions are nominal.



**Ordering Procedures:**

- Specify model number, laminate finish, base finish and upholstery selection.
- List option model number after appropriate seating model number (e.g. 60223-M-L-NS08).

Model	Description	COM				COL				EL-1 Forte Leather	EL-2 Balboa Leather
		1	2	3	4	5	6	7	8		
 <b>60223-M-L</b>	<b>Mid-Back Lounge Chair, Metal Swivel Base Laminate Back with Fully Upholstered Cushion</b> 29" W x 29.5" D x 32.75" H Seat: 19" W x 19" D Seat Ht: 16.5" COM: 2.5 yds. COL: 50 sq. ft. 35 lbs.	1,689	1,741	1,786	1,836	1,881	1,931	1,976	2,029	2,344	2,481
 <b>60224-M-L</b>	<b>Mid-Back Lounge Chair, 4-Leg Wood Base Laminate Back with Fully Upholstered Cushion</b> 29" W x 28.5" D x 32.75" H Seat: 19" W x 19" D Seat Ht: 16.5" COM: 2.5 yds. COL: 50 sq. ft. 34 lbs.	1,741	1,793	1,838	1,888	1,933	1,983	2,028	2,081	2,396	2,533
 <b>60227-M-L</b>	<b>Mid-Back Lounge Chair, Wood Swivel Base Laminate Back with Fully Upholstered Cushion</b> 29" W x 28.5" D x 32.75" H Seat: 19" W x 19" D Seat Ht: 16.5" COM: 2.5 yds. COL: 50 sq. ft. 37 lbs.	1,859	1,911	1,956	2,006	2,051	2,101	2,146	2,199	2,514	2,651

**Wood Finishes**

- #162 White Oak on Ash
- #163 Walnut on Ash
- #164 Cocoa Ash
- #165 Kona Ash
- #167 Slate Grey Ash

**High Gloss Laminate Finishes**

- Formica 459-90 Glossy Brite White
- Formica 909-90 Black
- Formica 928-90 Mouse

**Options**


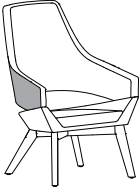

- PF02 Premium Metal Base Finish \$80
- NS04 Non-Skid Glides (4-leg wood base models only) \$42
- NS08 Non-Skid Glides (metal swivel base models only) \$42
- NS09 Non-Skid Glides (wood swivel base models only) \$42

- Laminate back shell with upholstered back cushion and fully upholstered seat.
- Laminate offered in three high gloss finishes. Please refer to listing below.
- All standard laminates also available at no upcharge. Please refer to standard finish card for options.
- Edge will be exposed plywood with a clear coat finish as standard.
- Three base options: metal swivel, 4-leg wood and wood swivel.
- Swivel base models feature self-return.
- Metal swivel base offered in four standard finishes: #78 Graphite, #90 Metallic Silver, #92 Polished Aluminum and #95 Satin Black.
- Premium finishes also available. Please refer to standard finish card.
- For premium metal finishes, specify "-PF02" after model number; add \$80 List per unit and specify color.
- Wood bases offered in all standard and custom finishes on Ash. Please refer to listing below.
- For custom wood finishes, please contact Customer Service and add one-time upcharge of \$325 List per color per order.
- 300 lb. weight capacity.
- Accompanying guest seating also available, please refer to corresponding pages.
- Please refer to page 8 for two-tone upholstery examples and yardage requirements.
- All dimensions are nominal.



**Ordering Procedures:**

- Specify model number, laminate finish, base finish and upholstery selection.
- List option model number after appropriate seating model number (e.g. 60223-H-L-NS08).

Model	Description	COM				COL				EL-1 Forte Leather	EL-2 Balboa Leather
		1	2	3	4	5	6	7	8		
 <p><b>60223-H-L</b>  <b>High Back Lounge Chair, Metal Swivel Base</b>  <b>Laminate Back with Fully Upholstered Cushion</b>                      29" W x 32.25" D x 38.75" H                      Seat: 19" W x 19" D                      Seat Ht: 16.5"                      COM: 2.75 yds. COL: 55 sq. ft. 37 lbs.</p>	1,816	1,874	1,923	1,978	2,028	2,083	2,132	2,190	2,537	2,688	
 <p><b>60224-H-L</b>  <b>High Back Lounge Chair, 4-Leg Wood Base</b>  <b>Laminate Back with Fully Upholstered Cushion</b>                      29" W x 31.25" D x 38.75" H                      Seat: 19" W x 19" D                      Seat Ht: 16.5"                      COM: 2.75 yds. COL: 55 sq. ft. 36 lbs.</p>	1,868	1,926	1,975	2,030	2,080	2,135	2,184	2,242	2,589	2,740	
 <p><b>60227-H-L</b>  <b>High Back Lounge Chair, Wood Swivel Base</b>  <b>Laminate Back with Fully Upholstered Cushion</b>                      29" W x 31.25" D x 38.75" H                      Seat: 19" W x 19" D                      Seat Ht: 16.5"                      COM: 2.75 yds. COL: 55 sq. ft. 39 lbs.</p>	1,987	2,045	2,094	2,149	2,199	2,254	2,303	2,361	2,708	2,859	

**Wood Finishes**

- #162 White Oak on Ash
- #163 Walnut on Ash
- #164 Cocoa Ash
- #165 Kona Ash
- #167 Slate Grey Ash

**High Gloss Laminate Finishes**

- Formica 459-90 Glossy Brite White
- Formica 909-90 Black
- Formica 928-90 Mouse

**Options**

- PF02 Premium Metal Base Finish \$80
- NS04 Non-Skid Glides (4-leg wood base models only) \$42
- NS08 Non-Skid Glides (metal swivel base models only) \$42
- NS09 Non-Skid Glides (wood swivel base models only) \$42




- Fully upholstered back and seat.
- Three base options: metal swivel, 4-leg wood and wood swivel.
- Swivel base models feature self-return.
- Metal swivel base offered in four standard finishes: #78 Graphite, #90 Metallic Silver, #92 Polished Aluminum and #95 Satin Black.
- Premium finishes also available. Please refer to standard finish card.
- For premium metal finishes, specify "-PF02" after model number, add \$80 List per unit and specify color.
- Wood offered in all standard and custom finishes on Ash. Please refer to listing below.
- For custom wood finishes, please contact Customer Service and add one-time upcharge of \$325 List per color per order.

- 300 lb. weight capacity.
- Accompanying guest seating also available, please refer to corresponding pages.
- Please refer to page 7 for two-tone upholstery examples and yardage requirements.
- All dimensions are nominal.

**Ordering Procedures:**

- Specify model number, base finish and upholstery selection.
- List option model number after appropriate seating model number (e.g. 60223-M-U-NS08).



Model	Description	COM				COL				EL-1 Forte Leather	EL-2 Balboa Leather
		1	2	3	4	5	6	7	8		
 <p><b>60223-M-U</b>  <b>Mid-Back Lounge Chair, Metal Swivel Base Fully Upholstered</b>                      29.5" W x 29.75" D x 33" H                      Seat: 19" W x 19" D                      Seat Ht: 16.5"                      COM: 3 yds. COL: 60 sq. ft. 35 lbs.</p>	1,408	1,471	1,525	1,585	1,639	1,699	1,753	1,816	2,194	2,35	
 <p><b>60224-M-U</b>  <b>Mid-Back Lounge Chair, 4-Leg Wood Base Fully Upholstered</b>                      29.5" W x 28.75" D x 33" H                      Seat: 19" W x 19" D                      Seat Ht: 16.5"                      COM: 3 yds. COL: 60 sq. ft. 34 lbs</p>	1,460	1,523	1,577	1,637	1,691	1,751	1,805	1,868	2,246	2,411	
 <p><b>60227-M-U</b>  <b>Mid-Back Lounge Chair, Wood Swivel Base Fully Upholstered</b>                      29.5" W x 28.75" D x 33" H                      Seat: 19" W x 19" D                      Seat Ht: 16.5"                      COM: 3 yds. COL: 60 sq. ft. 37 lbs.</p>	1,579	1,642	1,696	1,756	1,810	1,870	1,924	1,987	2,365	2,530	

**Wood Finishes**

- #162 White Oak on Ash
- #163 Walnut on Ash
- #164 Cocoa Ash
- #165 Kona Ash
- #167 Slate Grey Ash

**Options**

- PF02 Premium Metal Base Finish \$80
- NS04 Non-Skid Glides (4-leg wood base models only) \$42
- NS08 Non-Skid Glides (metal swivel base models only) \$42
- NS09 Non-Skid Glides (wood swivel base models only) \$42


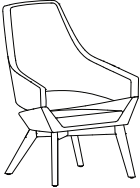

- Fully upholstered back and seat.
- Three base options: metal swivel, 4-leg wood and wood swivel.
- Swivel base models feature self-return.
- Metal swivel base offered in four standard finishes: #78 Graphite, #90 Metallic Silver, #92 Polished Aluminum and #95 Satin Black.
- Premium finishes also available. Please refer to standard finish card.
- For premium metal finishes, specify "-PF02" after model number, add \$80 List per unit and specify color.
- Wood offered in all standard and custom finishes on Ash. Please refer to listing below.
- For custom wood finishes, please contact Customer Service and add one-time upcharge of \$325 List per color per order.

- 300 lb. weight capacity.
- Accompanying guest seating also available, please refer to corresponding pages.
- Please refer to page 8 for two-tone upholstery examples and yardage requirements.
- All dimensions are nominal.

**Ordering Procedures:**

- Specify model number, base finish and upholstery selection.
- List option model number after appropriate seating model number (e.g. 60223-H-U-NS08).



Model	Description	COM				COL				EL-1 Forte Leather	EL-2 Balboa Leather
		1	2	3	4	5	6	7	8		
 <p><b>60223-H-U</b>  <b>High Back Lounge Chair, Metal Swivel Base Fully Upholstered</b>                      29.5" W x 33" D x 39" H                      Seat: 19" W x 19" D                      Seat Ht: 16.5"                      COM: 3.5 yds. COL: 70 sq. ft. 37 lbs.</p>											
	1,495	1,568	1,631	1,701	1,764	1,834	1,897	1,971	2,412	2,604	
 <p><b>60224-H-U</b>  <b>High Back Lounge Chair, 4-Leg Wood Base Fully Upholstered</b>                      29.5" W x 32" D x 39" H                      Seat: 19" W x 19" D                      Seat Ht: 16.5"                      COM: 3.5 yds. COL: 70 sq. ft. 36 lbs.</p>											
	1,547	1,620	1,683	1,753	1,816	1,886	1,949	2,023	2,464	2,656	
 <p><b>60227-H-U</b>  <b>High Back Lounge Chair, Wood Swivel Base Fully Upholstered</b>                      29.5" W x 32" D x 39" H                      Seat: 19" W x 19" D                      Seat Ht: 16.5"                      COM: 3.5 yds. COL: 70 sq. ft. 39 lbs.</p>											
	1,666	1,739	1,802	1,872	1,935	2,005	2,068	2,142	2,583	2,775	

**Wood Finishes**

- #162 White Oak on Ash
- #163 Walnut on Ash
- #164 Cocoa Ash
- #165 Kona Ash
- #167 Slate Grey Ash

**Options**

- PF02 Premium Metal Base Finish \$80
- NS04 Non-Skid Glides (4-leg wood base models only) \$42
- NS08 Non-Skid Glides (metal swivel base models only) \$42
- NS09 Non-Skid Glides (wood swivel base models only) \$42

**Upholstery Combinations:**

For fabric, vinyl or leather upholstery combinations, pricing will be calculated as follows:

- When combining two COM, COV or COL fabrics, or two fabrics of the same grade, a \$70 List upcharge per unit will be applied.
- When combining two different grades of fabrics, price will be based on the highest grade specified.

**Yardage Requirements:**

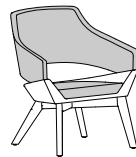
Yardage amounts are based on fabric which is plain (i.e. non-directional) and a full 54" wide.

**Appropriate upholstery code must be included on order.**



**Code**  
Model  
60223-M-U  
60224-M-U  
60227-M-U

**TW8**  
COM Requirement  
Back Shell = 1.5 yds.  
Balance of Chair = 1.75 yds.



**Code**  
Model  
60223-M-U  
60224-M-U  
60227-M-U

**TW9**  
COM Requirement  
Back Shell & Seat Cushion = 2.5 yds.  
Lower Side Panels = 1.25 yds.



**Code**  
Model  
60223-M-U  
60224-M-U  
60227-M-U

**TW10**  
COM Requirement  
Back Shell & Lower Side Panels = 2.5 yds.  
Seat Cushion = .75 yd.



**Code**  
Model  
60223\_M-U  
60224-M-U  
60227-M-U

**TW11**  
COM Requirement  
Inside Back Cushion & Seat Cushion = 1.5 yds.  
Balance of Chair = 1.5 yds.



**Code**  
Model  
60223-M-W  
60223-M-L  
60224-M-W  
60224-M-L  
60227-M-W  
60227-M-L

**TW12**  
COM Requirement  
Inside Back Cushion = 1 yd.  
Balance of Chair = 1.75 yds.



**Code**  
Model  
60223-M-W  
60223-M-L  
60224-M-W  
60224-M-L  
60227-M-W  
60227-M-L

**TW13**  
COM Requirement  
Inside Back Cushion & Seat Cushion = 1.5 yds.  
Lower Side Panels = 2 yds.



**Code**  
Model  
60223-M-W  
60223-M-L  
60224-M-W  
60224-M-L  
60227-M-W  
60227-M-L

**TW14**  
COM Requirement  
Inside Back Cushion & Lower Side Panels = 2 yds.  
Seat Cushion = .75 yd.

**Upholstery Combinations:**

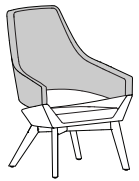
For fabric, vinyl or leather upholstery combinations, pricing will be calculated as follows:

- When combining two COM, COV or COL fabrics, or two fabrics of the same grade, a \$70 List upcharge per unit will be applied.
- When combining two different grades of fabrics, price will be based on the highest grade specified.

**Yardage Requirements:**

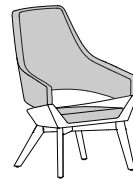
Yardage amounts are based on fabric which is plain (i.e. non-directional) and a full 54" wide.

**Appropriate upholstery code must be included on order.**



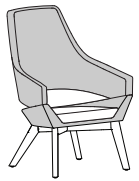
**Code**  
Model  
60223-H-U  
60224-H-U  
60227-H-U

**TW15**  
COM Requirement  
Back Shell = 1.75 yd.  
Balance of Chair = 1.75 yds.



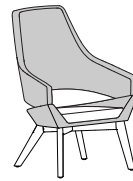
**Code**  
Model  
60223-H-U  
60224-H-U  
60227-H-U

**TW16**  
COM Requirement  
Back Shell & Seat Cushion = 2.75 yds.  
Lower Side Panels = 1.25 yds.



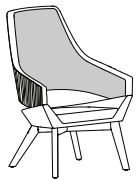
**Code**  
Model  
60223-H-U  
60224-H-U  
60227-H-U

**TW17**  
COM Requirement  
Back Shell & Lower Side Panels = 2.75 yds.  
Seat Cushion = 1 yd.



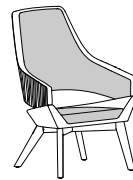
**Code**  
Model  
60223-H-U  
60224-H-U  
60227-H-U

**TW18**  
COM Requirement  
Inside Back Cushion & Seat Cushion = 1.75 yds.  
Balance of Chair = 1.5 yds.



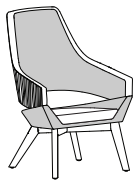
**Code**  
Model  
60223-H-W  
60223-H-L  
60224-H-W  
60224-H-L  
60227-H-W  
60227-H-L

**TW19**  
COM Requirement  
Inside Back Cushion = 1 yd.  
Balance of Chair = 1.75 yds.



**Code**  
Model  
60223-H-W  
60223-H-L  
60224-H-W  
60224-H-L  
60227-H-W  
60227-H-L

**TW20**  
COM Requirement  
Inside Back Cushion & Seat Cushion = 1.75 yds.  
Lower Side Panels = 1.5 yds.



**Code**  
Model  
60223-H-W  
60223-H-L  
60224-H-W  
60224-H-L  
60227-H-W  
60227-H-L

**TW21**  
COM Requirement  
Inside Back Cushion & Lower Side Panels = 2.25 yds.  
Seat Cushion = .75 yd.