





- Arm and armless models.
- Three arm cap options: Beech wood, black urethane or solid surface.
- Wood arm caps available in all standard finishes on Beech.
- Solid surface arm caps available in white only.
- Arm caps are field replaceable.
- Tubular steel frame.
- Three frame finish options: #78 Graphite, #90 Metallic Silver or #91 Chrome.
- Wall-saver leg design.
- 500 lb. weight capacity.

- Please refer to page 220 for two-tone upholstery examples and yardage requirements.
- Accompanying guest models, tandem seating and benches available. Please refer to corresponding pages.
- All dimensions are nominal.

Ordering Procedures:

- Specify model number, arm cap finish (as applicable), frame finish and upholstery selection.
- List option model number after appropriate seating model number (e.g. 7570-VCT02B).




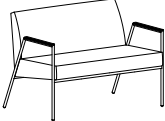

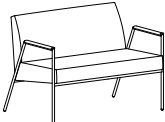
Model	Description	COM				COL				EL-1 Forte Leather	EL-2 Balboa Leather
		1	2	3	4	5	6	7	8		
 <p>7570 Lounge Chair, Armless 22.5" W x 28.5" D x 31.75" H Seat: 20.5" W x 19.25" D Seat Ht: 18" COM: 1.5 yds. COL: 30 sq. ft. 30 lbs. TB 133: \$75</p>	1,024	1,055	1,082	1,112	1,139	1,169	1,196	1,228	1,417	1,499	
 <p>7575-U Lounge Chair, Black Urethane Arm Caps 23.25" W x 28.5" D x 31.75" H Seat: 20.5" W x 19.25" D Seat Ht: 18" Arm Ht: 25.25" COM: 1.5 yds. COL: 30 sq. ft. 30 lbs. TB 133: n/a</p>	1,094	1,125	1,152	1,182	1,209	1,239	1,266	1,298	1,487	1,569	
 <p>7575-W Lounge Chair, Wood Arm Caps 23.25" W x 28.5" D x 31.75" H Seat: 20.5" W x 19.25" D Seat Ht: 18" Arm Ht: 25.25" COM: 1.5 yds. COL: 30 sq. ft. 30 lbs. TB 133: \$75</p>	1,084	1,115	1,142	1,172	1,199	1,229	1,256	1,288	1,477	1,559	
 <p>7575-SF Lounge Chair, Solid Surface Arm Caps 23.25" W x 28.5" D x 31.75" H Seat: 20.5" W x 19.25" D Seat Ht: 18" Arm Ht: 25.25" COM: 1.5 yds. COL: 30 sq. ft. 30 lbs. TB 133: n/a</p>	1,273	1,304	1,331	1,361	1,388	1,418	1,445	1,477	1,666	1,748	

Options

- VCT02B VCT Tile Glides \$24
- MB02 Moisture Barrier (seat only) \$73

- Arm and armless models.
 - Three arm cap options: Beech wood, black urethane or solid surface.
 - Wood arm caps available in all standard finishes on Beech.
 - Solid surface arm caps available in white only.
 - Arm caps are field replaceable.
 - Tubular steel frame.
 - Three frame finish options: #78 Graphite, #90 Metallic Silver or #91 Chrome.
 - Wall-saver leg design.
 - 750 lb. weight capacity.
- Please refer to page 220 for two-tone upholstery examples and yardage requirements.
 - Accompanying guest models, tandem seating and benches available. Please refer to corresponding pages.
 - All dimensions are nominal.
- Ordering Procedures:**
- Specify model number, arm cap finish (as applicable), frame finish and upholstery selection.
 - List option model number after appropriate seating model number (e.g. 7580-VCT02B).










Model	Description	COM				COL				EL-1 Forte Leather	EL-2 Balboa Leather
		1	2	3	4	5	6	7	8		
 <p>7580 Love Seat, Armless 43.5" W x 28.75" D x 31.75" H Seat: 41.5" W x 19.25" D Seat Ht: 18" COM: 3 yds. COL: 60 sq. ft. 45 lbs. TB 133: \$150</p>	1,481	1,544	1,598	1,658	1,712	1,772	1,826	1,889	2,267	2,432	
 <p>7585-U Love Seat, Black Urethane Arm Caps 44.25" W x 28.75" D x 31.75" H Seat: 41.5" W x 19.25" D Seat Ht: 18" Arm Ht: 25.25" COM: 3 yds. COL: 60 sq. ft. 45 lbs. TB 133: n/a</p>	1,550	1,613	1,667	1,727	1,781	1,841	1,895	1,958	2,336	2,501	
 <p>7585-W Love Seat, Wood Arm Caps 44.25" W x 28.75" D x 31.75" H Seat: 41.5" W x 19.25" D Seat Ht: 18" Arm Ht: 25.25" COM: 3 yds. COL: 60 sq. ft. 45 lbs. TB 133: \$150</p>	1,536	1,599	1,653	1,713	1,767	1,827	1,881	1,944	2,322	2,487	
 <p>7585-SF Love Seat, Solid Surface Arm Caps 44.25" W x 28.75" D x 31.75" H Seat: 41.5" W x 19.25" D Seat Ht: 18" Arm Ht: 25.25" COM: 3 yds. COL: 60 sq. ft. 45 lbs. TB 133: n/a</p>	1,726	1,789	1,843	1,903	1,957	2,017	2,071	2,134	2,512	2,677	

Options

- VCT02B** VCT Tile Glides \$24
- MB02** Moisture Barrier (seat only) \$73

- Replacement hardware included with replacement arms and/or arm caps.
- Please specify frame finish and/or wood arm cap finish as applicable.

Model	Description	List
	7575-AR (Right Arm, As Seated) Replacement Arm, No Arm Cap Lounge/Love Seat Models Weight: 4 lbs.	143
	7575-AL (Left Arm, As Seated) Replacement Arm, No Arm Cap Lounge/Love Seat Models Weight: 4 lbs.	143
	7570-AR (Right Side, As Seated) Replacement Frame Armless Lounge/Love Seat Models Weight: 3 lbs.	114
	7570-AL (Left Side, As Seated) Replacement Frame Armless Lounge/Love Seat Models Weight: 3 lbs.	114
	7597-U (Black Urethane) Replacement Black Urethane Arm Cap Lounge/Love Seat Models Weight: .5 lb.	42
	7597-W (Wood) Replacement Wood Arm Cap Lounge/Love Seat Models Weight: .5 lb.	54
	7597-SF (Solid Surface) Replacement Solid Surface Arm Cap Lounge/Love Seat Models Weight: 1 lb.	100

Upholstery Combinations:

For fabric, vinyl or leather upholstery combinations, pricing will be calculated as follows:

- When combining two COM, COV or COL fabrics, or two fabrics of the same grade, a \$70 List upcharge per unit will be applied.
- When combining two different grades of fabrics, price will be based on the highest grade specified.
- Two-tone upholstery examples and yardage requirements for the most common combinations are listed below. Additional combinations available, please contact customer service for yardage requirements and pricing.

Yardage Requirements:

Yardage amounts are based on fabric which is plain (i.e. non-directional) and a full 54" wide.

Appropriate upholstery code must be included on order.



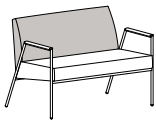
Code
Model
7570
7575

SS5
COM Requirement
Back = .75 yd.
Balance of Chair = .75 yd.



Code
Model
7570
7575

SS6
COM Requirement
Inside Back/Top of Seat = 1.5 yds.
Balance of Chair = 1 yd.



Code
Model
7580
7585

SS7
COM Requirement
Back = 1.5 yds.
Balance of Chair = 1 yd.



Code
Model
7580
7585

SS8
COM Requirement
Inside Back/Top of Seat = 1.5 yds.
Balance of Chair = 1 yd.