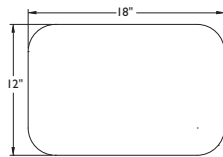




Product Features:

- Multiple bench sizes and shapes offered with or without backrest.
- Available individually or in modular combinations.
- Three ottoman sizes available: 22", 30" and 36".
- Lounge, love seat and sofa models also offered.
- Metal frame offered in standard and premium finishes.
- Optional power units available for placement under seating units.
- Optional rotating tablet and stationary table-ette offered on select models.

Rotating Tablet:



- Available on select modular bench units and ottomans.
- Tablet size is 18" W x 12" D x .75" thick and features 360-degree turning radius.
- Two tablet surface options: wood veneer and laminate.
- Beech, White Oak and Walnut wood species available in all standard finishes.
- For custom wood finishes, please contact Customer Service and add one-time upcharge of \$325 List per color per order.
- Tablet with veneer or standard wood grain laminate top, edge finish will match top finish color, unless specified otherwise.
- For solid color laminates, edge will be natural exposed plywood with a clear coat finish as standard, unless specified otherwise.
- Tablet mounting post will match frame/leg finish unless specified otherwise.

Stationary Table-ette:

- Available on select modular bench units as well as ottomans.
- Table-ette size is 12" dia. x .75" thick.
- Two table-ette surface options: wood veneer and laminate.
- Beech, White Oak and Walnut wood species available in all standard finishes.
- For custom wood finishes, please contact Customer Service and add one-time upcharge of \$325 List per color per order.
- Tablet with veneer or standard wood grain laminate top, edge finish will match top finish color unless specified otherwise.
- For solid color laminates, edge will be natural exposed plywood with a clear coat finish as standard unless specified otherwise.
- Table-ette mounting post will match frame/leg finish unless specified otherwise.

Standard Metal Finishes:

- #78 Graphite
- #90 Metallic Silver
- #91 Chrome
- #95 Satin Black

Premium Metal Finishes:

- #77 Sunshine
- #80 Clementine
- #88 Pink Flamingo
- #94 Cotton
- #99 Glossy Black

- #79 Metallic Champagne
- #87 Poppy
- #89 Granny Smith
- #98 Pacific

Standard Wood Finishes:

Beech

- #12 Natural Beech
- #27 Ebony Beech
- #43 Autumn Beech
- #85 Cocoa Beech

- #22 Caramel Beech
- #33 Cinnamon Beech
- #73 Kona Beech

White Oak

- #14 Natural White Oak
- #20 Caramel Oak
- #32 Cinnamon Oak
- #70 Kona Oak

- #18 Slate Grey Oak
- #25 Ebony Oak
- #44 Autumn Oak
- #123 Cocoa Oak

Walnut

- #29 Natural Walnut

Standard Laminate Colors:

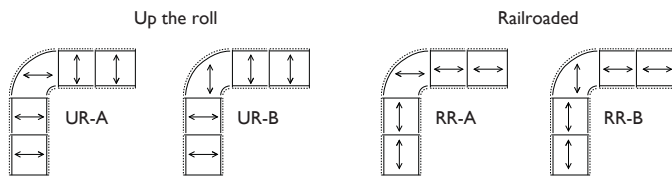
- Formica 459-58 Brite White
- Pionite WF131-SD Vana
- Nevamar S2110T Basic
- Wilsonart 7054-60 Wild Cherry
- Pionite SG228-SD Slate
- Wilsonart 7953K-07 Shaker Cherry
- Nevamar WM-0047T Iconic Maple
- Pionite SE101-AW Black Ashwood

- Nevamar WM8340T Clear Maple
- Nevamar WM005T Siren Maple
- Wilsonart 7954-38 Natural Rift
- Wilsonart 7937-38 River Cherry
- Pionite ST604-SD Nubian Brown
- Formica 7739-58 Cocoa Maple
- Pionite WX421-PV Witchcraft



Fabric Application:

- Fabric is cut "up the roll" as a standard cutting procedure (see example below). If another direction is required (i.e. "railroaded"), please specify and contact Customer Service for yardage requirements.
- **Note: Upholstery direction must be specified on corner units when patterned fabrics are selected. In the absence of specific instructions, Encore reserves the right to upholster at our discretion.**



Modular Arrangements:

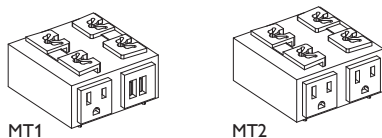
- Optional ganging bracket available for modular bench units. Please specify "-GC5" with quantity and add \$50 List per set. One set contains two brackets for connecting two units together.
- Field assembly required.



- **Note: Layout drawings or sketch is required with each modular order.**

Mini-Tap Power Units:

- Available on all modular benches and lounge models (not available on ottoman units).
- UL listed.
- Dimensions: 3" W x 3" D x 1.75" H
- Available in black and white color options.
- 72" electrical cord (no hardware option or daisy chain feature available for this series).
- Placement is located under seat and may be affixed to side or front of seating unit. For side placement, unit will be centered. For front placement, please specify left, center or right, as seated.



- MT1 unit features one (1) simplex outlet and two (2) USB charging ports.
- MT2 unit features two (2) simplex outlets.


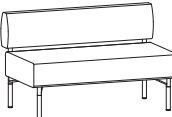

- Available individually or in modular combinations.
- Metal frame offered in four standard finishes: #78 Graphite, #90 Metallic Silver, #91 Chrome and #95 Satin Black.
- Premium finishes also available. Please refer to listing on page 1.
- Optional power units available for placement under seating unit. Please specify model, quantity and location.
- Optional ganging connector offered. Please specify "GC5" with quantity and add \$50 List per set.
- Optional rotating tablet and stationary table-ette available in wood veneer or laminate. Please refer to page 1 for details
- 24" straight and corner units feature 350 lb. weight capacity.

- 48" straight unit features 600 lb. weight capacity.
- Please refer to page 11 for two-tone upholstery examples and yardage requirements.
- Accompanying lounge seating, ottomans and occasional tables offered. Please refer to corresponding pages.



Ordering Procedures:

- Specify model number, upholstery selection and frame finish.
- List option model number after appropriate seating model number (e.g. 7224-BR-MB1).
- Please include layout drawings or sketch with each order.**

Model	Description	Frame Finish	COM				COL				EL-1 Forte Leather	EL-2 Balboa Leather
			1	2	3	4	5	6	7	8		
 7224-BR Bench with Backrest 24" Straight 24" W x 26.75" D x 29.5 H" Seat: 24" W x 23" D Seat Ht: 17.5" Back: 24" W x 10.5" H COM: 1.75 yds. COL: 35 sq. ft. 42 lbs. TB 133: \$88	Standard	1,022	1,058	1,090	1,123	1,155	1,188	1,219	1,254	1,468	1,562	
	Premium	1,097	1,133	1,165	1,198	1,230	1,263	1,294	1,329	1,543	1,637	
 7248-BR Bench with Backrest 48" Straight 48" W x 26.75" D x 29.5 H" Seat: 48" W x 23" D Seat Ht: 17.5" Back: 48" W x 10.5" H COM: 3.25 yds. COL: 65 sq. ft. 67 lbs. TB 133: \$163	Standard	1,611	1,679	1,738	1,800	1,858	1,920	1,978	2,043	2,440	2,615	
	Premium	1,686	1,754	1,813	1,875	1,933	1,995	2,053	2,118	2,515	2,690	
 7223-BR Bench with Backrest Corner Unit 26.75" W x 26.75" D x 29.5" H Seat: 23" W x 23" D Seat Ht: 17.5" Back: 26.75" W x 10.5" H COM: 2.25 yds. COL: 45 sq. ft. 45 lbs. TB 133: \$113	Standard	1,433	1,480	1,521	1,564	1,604	1,647	1,687	1,732	2,007	2,128	
	Premium	1,508	1,555	1,596	1,639	1,679	1,722	1,762	1,807	2,082	2,203	

Options

-TAR-W	Wood Rotating Tablet, Right (as seated)	\$450	-MB1	Moisture Barrier (24" Bench & Corner Unit)	\$50
-TAL-W	Wood Rotating Tablet, Left (as seated)	\$450	-MB2	Moisture Barrier (seat only)	\$70
-TAR-L	Laminate Rotating Tablet, Right (as seated)	\$450	-NS	Non-Skid Glides	\$42
-TAL-L	Laminate Rotating Tablet, Left (as seated)	\$450	-GC5	Ganging Connector	\$50
-STR-W	Wood Stationary Table-ette, Right (as seated)	\$416	-MT1-B	Mini-Tap Power Unit (1 Power, 2 USB), Black	\$475
-STL-W	Wood Stationary Table-ette, Left (as seated)	\$416	-MT1-W	Mini-Tap Power Unit (1 Power, 2 USB), White	\$475
-STR-L	Laminate Stationary Table-ette, Right (as seated)	\$416	-MT2-B	Mini-Tap Power Unit (2 Power), Black	\$425
-STL-L	Laminate Stationary Table-ette, Left (as seated)	\$416	-MT2-W	Mini-Tap Power Unit (2 Power), White	\$425

Please note that rotating tablet and stationary table-ette are not available on corner units due to space limitations.

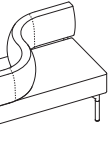
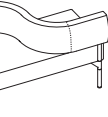
- Available individually or in modular combinations.
- Metal frame offered in four standard finishes: #78 Graphite, #90 Metallic Silver, #91 Chrome and #95 Satin Black.
- Premium finishes also available. Please refer to listing on page 1.
- Optional power units available for placement under seating unit. Please specify model, quantity and location.
- Optional ganging connector offered. Please specify "GC5" with quantity and add \$50 List per set.
- 600 lb. weight capacity.
- Please refer to page 11 for two-tone upholstery examples and yardage requirements.

- Accompanying lounge seating, ottomans and occasional tables offered. Please refer to corresponding pages.

Ordering Procedures:

- Specify model number, upholstery selection and frame finish.
- List option model number after appropriate seating model number (e.g. 7248-LT-MB2).
- Please include layout drawings or sketch with each order.**



Model	Description	Frame Finish	COM				COL				EL-1 Forte Leather	EL-2 Balboa Leather
			1	2	3	4	5	6	7	8		
 <p>7248-LT Bench with Backrest Left Transition 48" W x 30.25" D x 29.5" H Seat: 48" W x 23" D Seat Ht: 17.5" Back: 48" W x 10.5" H COM: 3.5 yds. COL: 70 sq. ft. 73 lbs. TB 133: \$175</p>	Standard	1,795	1,868	1,931	1,998	2,061	2,127	2,190	2,260	2,687	2,876	
	Premium	1,870	1,943	2,006	2,073	2,136	2,202	2,265	2,335	2,762	2,951	
 <p>7248-RT Bench with Backrest Right Transition 48" W x 30.25" D x 29.5" H Seat: 48" W x 23" D Seat Ht: 17.5" Back: 48" W x 10.5" H COM: 3.5 yds. COL: 70 sq. ft. 73 lbs. TB 133: \$175</p>	Standard	1,795	1,868	1,931	1,998	2,061	2,127	2,190	2,260	2,687	2,876	
	Premium	1,870	1,943	2,006	2,073	2,136	2,202	2,265	2,335	2,762	2,951	

Options

- MB2** Moisture Barrier (seat only) \$70
- NS** Non-Skid Glides \$42
- GC5** Ganging Connector \$50
- MT1-B** Mini-Tap Power Unit (1 Power, 2 USB), Black \$475
- MT1-W** Mini-Tap Power Unit (1 Power, 2 USB), White \$475
- MT2-B** Mini-Tap Power Unit (2 Power), Black \$425
- MT2-W** Mini-Tap Power Unit (2 Power), White \$425

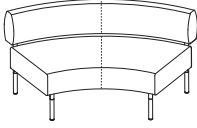
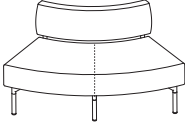
- Available individually or in modular combinations.
- Metal frame offered in four standard finishes: #78 Graphite, #90 Metallic Silver, #91 Chrome and #95 Satin Black.
- Premium finishes also available. Please refer to listing on page 1.
- Optional power units available for placement under seating unit. Please specify model, quantity and location.
- Optional ganging connector offered. Please specify "GC5" with quantity and add \$50 List per set.
- Optional rotating tablet and stationary table-ette available in wood veneer or laminate. Please refer to page 1 for details
- 600 lb. weight capacity.

- Please refer to pages 11-12 for two-tone upholstery examples and yardage requirements.
- Accompanying lounge seating, ottomans and occasional tables offered. Please refer to corresponding pages.

Ordering Procedures:

- Specify model number, upholstery selection and frame finish.
- List option model number after appropriate seating model number (e.g. 7260-BR-MB1).
- Please include layout drawings or sketch with each order.**



Model	Description	Frame Finish	COM				COL				EL-1 Forte Leather	EL-2 Balboa Leather
			1	2	3	4	5	6	7	8		
7260-BR 	Bench with Backrest 60-Degree Inside Wedge 61.25" W x 31.25" D x 29.5" H Seat: 57.5" W x 27.5" D Seat Ht: 17.5" Back: 61.25" W x 10.5" H COM: 3 yds. COL: 60 sq. ft. 72 lbs. TB 133: \$150	Standard	1,967	2,030	2,084	2,141	2,195	2,252	2,306	2,366	2,732	2,894
		Premium	2,042	2,105	2,159	2,216	2,270	2,327	2,381	2,441	2,807	2,969
7261-BR 	Bench with Backrest 60-Degree Outside Wedge 61.25" W x 31.25" D x 29.5" H Seat: 57.5" W x 27.5" D Seat Ht: 17.5" Back: 61.25" W x 10.5" H COM: 3 yds. COL: 60 sq. ft. 48 lbs. TB 133: \$150	Standard	1,597	1,660	1,714	1,771	1,825	1,882	1,936	1,996	2,362	2,524
		Premium	1,672	1,735	1,789	1,846	1,900	1,957	2,011	2,071	2,437	2,599

Options

-TAR-W	Wood Rotating Tablet, Right (as seated)	\$450	-MB2	Moisture Barrier (seat only)	\$70
-TAL-W	Wood Rotating Tablet, Left (as seated)	\$450	-NS	Non-Skid Glides	\$42
-TAR-L	Laminate Rotating Tablet, Right (as seated)	\$450	-GC5	Ganging Connector	\$50
-TAL-L	Laminate Rotating Tablet, Left (as seated)	\$450	-MT1-B	Mini-Tap Power Unit (1 Power, 2 USB), Black	\$475
-STR-W	Wood Stationary Table-ette, Right (as seated)	\$416	-MT1-W	Mini-Tap Power Unit (1 Power, 2 USB), White	\$475
-STL-W	Wood Stationary Table-ette, Left (as seated)	\$416	-MT2-B	Mini-Tap Power Unit (2 Power), Black	\$425
-STR-L	Laminate Stationary Table-ette, Right (as seated)	\$416	-MT2-W	Mini-Tap Power Unit (2 Power), White	\$425
-STL-L	Laminate Stationary Table-ette, Left (as seated)	\$416			

- Available individually or in modular combinations.
- Metal legs offered in four standard finishes: #78 Graphite, #90 Metallic Silver, #91 Chrome and #95 Satin Black.
- Premium finishes also available. Please refer to listing on page 1.
- Optional power units available for placement under seating unit. Please specify model, quantity and location.
- Optional ganging connector offered. Please specify "GC5" with quantity and add \$50 List per set.
- Optional rotating tablet and stationary table-ette available in wood veneer or laminate. Please refer to page 1 for details.
- 24" straight and corner units feature 350 lb. weight capacity.
- 48" and 53" straight units feature 600 lb. weight capacity.
- Please refer to page 12 for two-tone upholstery examples and yardage requirements.
- Accompanying lounge seating, ottomans and occasional tables offered. Please refer to corresponding pages.

Ordering Procedures:

- Specify model number, upholstery selection and leg finish.
- List option model number after appropriate seating model number (e.g. 7224-MB1).
- Please include layout drawings or sketch with each order.**



Model	Description	Leg Finish	COM				COL				EL-1 Forte Leather	EL-2 Balboa Leather
			1	2	3	4	5	6	7	8		
	24" Straight Bench Overall: 24" W x 23" D x 17.5" H COM: 1.25 yds. COL: 25 sq. ft. 33 lbs. TB 133: \$63	Standard	749	775	798	822	844	868	890	915	1,068	1,135
		Premium	824	850	873	897	919	943	965	990	1,143	1,210
	48" Straight Bench Overall: 48" W x 23" D x 17.5" H COM: 1.75 yds. COL: 35 sq. ft. 56 lbs. TB 133: \$88	Standard	1,066	1,102	1,134	1,167	1,199	1,232	1,263	1,298	1,512	1,606
		Premium	1,141	1,177	1,209	1,242	1,274	1,307	1,338	1,373	1,587	1,681
	56" Straight Bench Overall: 56" W x 23" D x 17.5" H COM: 2 yds. COL: 40 sq. ft. 66 lbs. TB 133: \$88	Standard	1,190	1,232	1,268	1,306	1,342	1,380	1,416	1,456	1,700	1,808
		Premium	1,265	1,307	1,343	1,381	1,417	1,455	1,491	1,531	1,775	1,883
	Corner Unit Overall: 23" W x 23" D x 17.5" H COM: 1.25 yds. COL: 25 sq. ft. 36 lbs. TB 133: \$63	Standard	823	849	872	896	918	942	964	989	1,142	1,209
		Premium	898	924	947	971	993	1,017	1,039	1,064	1,217	1,284

Options

-TAR-W	Wood Rotating Tablet, Right (as seated)	\$450	-STR-L	Laminate Stationary Table-ette, Right (as seated)	\$416
-TAC-W	Wood Rotating Tablet, Center	\$450	-STC-L	Laminate Stationary Table-ette, Center	\$416
-TAL-W	Wood Rotating Tablet, Left (as seated)	\$450	-STL-L	Laminate Stationary Table-ette, Left (as seated)	\$416
-TAR-L	Laminate Rotating Tablet, Right (as seated)	\$450	-MB1	Moisture Barrier (24" Bench & Corner Unit)	\$50
-TAC-L	Laminate Rotating Tablet, Center	\$450	-MB2	Moisture Barrier (48" & 56" Bench)	\$70
-TAL-L	Laminate Rotating Tablet, Left (as seated)	\$450	-NS	Non-Skid Glides	\$42
-STR-W	Wood Stationary Table-ette, Right (as seated)	\$416	-GC5	Ganging Connector	\$50
-STC-W	Wood Stationary Table-ette, Center	\$416	-MT1-B	Mini-Tap Power Unit (1 Power, 2 USB), Black	\$475
-STL-W	Wood Stationary Table-ette, Left (as seated)	\$416	-MT1-W	Mini-Tap Power Unit (1 Power, 2 USB), White	\$475
			-MT2-B	Mini-Tap Power Unit (2 Power), Black	\$425
			-MT2-W	Mini-Tap Power Unit (2 Power), White	\$425

Please note that center placement for stationary table-ette is only available on 56" straight bench and requires the addition of a center leg.

Rotating tablet and stationary table-ette are not available on corner units due to space limitations.

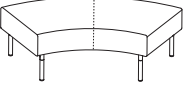
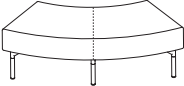
- Available individually or in modular combinations.
- Metal legs offered in four standard finishes: #78 Graphite, #90 Metallic Silver, #91 Chrome and #95 Satin Black.
- Premium finishes also available. Please refer to listing on page 1.
- Optional power units available for placement under seating unit. Please specify model, quantity and location.
- Optional ganging connector offered. Please specify "GC5" with quantity and add \$50 List per set.
- Optional rotating tablet and stationary table-ette available in wood veneer or laminate. Please refer to page 1 for details
- 600 lb. weight capacity.

- Please refer to page 12 for two-tone upholstery examples and yardage requirements.
- Accompanying lounge seating, ottomans and occasional tables offered. Please refer to corresponding pages.

Ordering Procedures:

- Specify model number, upholstery selection and leg finish.
- List option model number after appropriate seating model number (e.g. 7260-MB1).
- Please include layout drawings or sketch with each order.**



Model	Description	Leg Finish	COM				COL				EL-1 Forte Leather	EL-2 Balboa Leather
			1	2	3	4	5	6	7	8		
 <p>7260 60-Degree Inside Wedge Bench Overall: 57.5" W x 27.5" D x 17.5" H COM: 2.25 yds. COL: 45 sq. ft. 48 lbs. TB 133: \$113</p>	Standard	1,109	1,156	1,197	1,240	1,280	1,323	1,363	1,408	1,683	1,804	
	Premium	1,184	1,231	1,272	1,315	1,355	1,398	1,438	1,483	1,758	1,879	
 <p>7261 60-Degree Outside Wedge Bench Overall: 57.5" W x 27.5" D x 17.5" H COM: 2.25 yds. COL: 45 sq. ft. 48 lbs. TB 133: \$113</p>	Standard	1,109	1,156	1,197	1,240	1,280	1,323	1,363	1,408	1,683	1,804	
	Premium	1,184	1,231	1,272	1,315	1,355	1,398	1,438	1,483	1,758	1,879	

Options




-TAR-W	Wood Rotating Tablet, Right (as seated)	\$450	-MB2	Moisture Barrier	\$70
-TAL-W	Wood Rotating Tablet, Left (as seated)	\$450	-NS	Non-Skid Glides	\$42
-TAR-L	Laminate Rotating Tablet, Right (as seated)	\$450	-GC5	Ganging Connector	\$50
-TAL-L	Laminate Rotating Tablet, Left (as seated)	\$450	-MT1-B	Mini-Tap Power Unit (1 Power, 2 USB), Black	\$475
-STR-W	Wood Stationary Table-ette, Right (as seated)	\$416	-MT1-W	Mini-Tap Power Unit (1 Power, 2 USB), White	\$475
-STL-W	Wood Stationary Table-ette, Left (as seated)	\$416	-MT2-B	Mini-Tap Power Unit (2 Power), Black	\$425
-STR-L	Laminate Stationary Table-ette, Right (as seated)	\$416	-MT2-W	Mini-Tap Power Unit (2 Power), White	\$425
-STL-L	Laminate Stationary Table-ette, Left (as seated)	\$416			

- Metal legs offered in four standard finishes: #78 Graphite, #90 Metallic Silver, #91 Chrome and #95 Satin Black.
- Premium finishes also available. Please refer to listing on page 1.
- Optional stationary table-ette available in wood veneer or laminate. Please refer to page 1 for details.
- 350 lb. weight capacity.
- Please refer to page 12 for two-tone upholstery examples and yardage requirements.
- Accompanying lounge seating, ottomans and occasional tables offered. Please refer to corresponding pages.

Ordering Procedures:

- Specify model number, upholstery selection and leg finish.
- List option model number after appropriate seating model number (e.g. 7222-MB1).



Model	Description	Leg Finish	COM				COL				EL-1 Forte Leather	EL-2 Balboa Leather
			1	2	3	4	5	6	7	8		
7222 	22" Round Ottoman Overall: 22" Dia. x 17.5" H COM: 1.5 yds. COL: 30 sq. ft. 25 lbs. TB 133: \$75	Standard	773	804	831	860	887	915	942	972	1,155	1,236
		Premium	848	879	906	935	962	990	1,017	1,047	1,230	1,311
7230 	30" Round Ottoman Overall: 30" Dia. x 17.5" H COM: 1.5 yds. COL: 30 sq. ft. 35 lbs. TB 133: \$75	Standard	909	940	967	996	1,023	1,051	1,078	1,108	1,291	1,372
		Premium	984	1,015	1,042	1,071	1,098	1,126	1,153	1,183	1,366	1,447
7236 	36" Round Ottoman Overall: 36" Dia. x 17.5" H COM: 2.25 yds. COL: 45 sq. ft. 48 lbs. TB 133: \$113	Standard	1,190	1,237	1,278	1,321	1,361	1,404	1,444	1,489	1,764	1,885
		Premium	1,265	1,312	1,353	1,396	1,436	1,479	1,519	1,564	1,839	1,960

Options

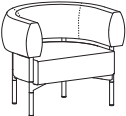
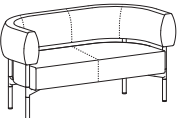
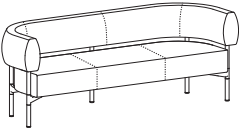
-ST-W	Wood Stationary Table-ette	\$416
-ST-L	Laminate Stationary Table-ette	\$416
-MB1	Moisture Barrier	\$50
-NS	Non-Skid Glides	\$42

- Metal frame offered in four standard finishes: #78 Graphite, #90 Metallic Silver, #91 Chrome and #95 Satin Black.
- Premium finishes also available. Please refer to listing on page 1.
- Optional power units available for placement under seating units. Please specify model, quantity and location.
- Lounge chair features 350 lb. weight capacity.
- Love seat features 600 lb. weight capacity.
- Sofa features 900 lb. weight capacity.
- Please refer to pages 11-12 for two-tone upholstery examples and yardage requirements.
- Accompanying modular benches, ottomans and occasional tables offered. Please refer to corresponding pages.

Ordering Procedures:

- Specify model number, upholstery selection and frame finish.
- List option model number after appropriate seating model number (e.g. 7201-NS).

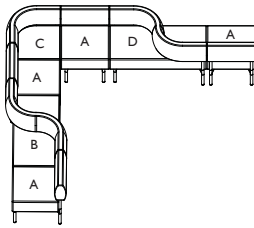


Model	Description	Frame Finish	COM				COL				EL-1 Forte Leather	EL-2 Balboa Leather
			1	2	3	4	5	6	7	8		
7201 	Lounge Chair 35.75" W x 26.75" D x 29.5" H Seat: 28.5" W x 23" D Seat Ht: 17.5" Back: 35.75" W x 10.5" H COM: 3 yds. COL: 60 sq. ft. 48 lbs. TB 133: \$150	Standard	1,529	1,592	1,646	1,703	1,757	1,814	1,868	1,928	2,294	2,456
		Premium	1,604	1,667	1,721	1,778	1,832	1,889	1,943	2,003	2,369	2,531
7202 	Love Seat 58.5" W x 26.75" D x 29.5" H Seat: 50.5" W x 23" D Seat Ht: 17.5" Back: 58.5" W x 10.5" H COM: 3.75 yds. COL: 75 sq. ft. 83 lbs. TB 133: \$188	Standard	1,947	2,025	2,093	2,164	2,232	2,303	2,370	2,445	2,903	3,105
		Premium	2,022	2,100	2,168	2,239	2,307	2,378	2,445	2,520	2,978	3,180
7203 	Sofa 82.25" W x 26.75" D x 29.5" H Seat: 74.75" W x 23" D Seat Ht: 17.5" Back: 82.25" W x 10.5" H COM: 5 yds. COL: 100 sq. ft. 108 lbs. TB 133: \$250	Standard	2,694	2,799	2,889	2,984	3,074	3,169	3,259	3,359	3,969	4,239
		Premium	2,769	2,874	2,964	3,059	3,149	3,244	3,334	3,434	4,044	4,314

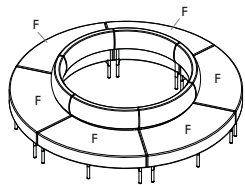
Options

-MB1	Moisture Barrier (Lounge, seat only)	\$50
-MB2	Moisture Barrier (Love Seat, seat only)	\$70
-MB3	Moisture Barrier (Sofa, seat only)	\$90
-NS	Non-Skid Glides	\$42
-MT1-B	Mini-Tap Power Unit (1 Power, 2 USB), Black	\$475
-MT1-W	Mini-Tap Power Unit (1 Power, 2 USB), White	\$475
-MT2-B	Mini-Tap Power Unit (2 Power), Black	\$425
-MT2-W	Mini-Tap Power Unit (2 Power), White	\$425

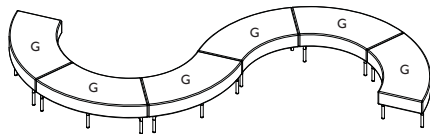
Playground Modular Series - Configuration & Ordering Examples



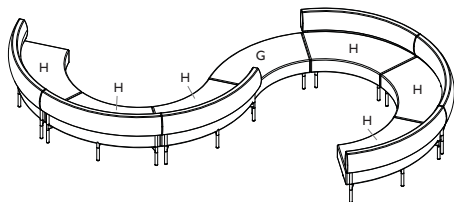
Qty.	Model #	Description	COM List	Key
4	7224-BR	Bench with Backrest, 24" Straight (\$1,022 List each)	\$4,088	A
1	7248-LT	Bench with Backrest, Left Transition	\$1,795	B
1	7223-BR	Bench with Backrest, Corner Unit	\$1,433	C
1	7248-RT	Bench with Backrest, Right Transition	\$1,795	D
			\$9,111	



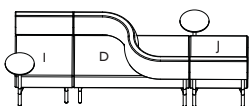
Qty.	Model #	Description	COM List	Key
6	7261-BR	Bench with Backrest, 60-Degree Outside Wedge (\$1,597 List each)	\$9,582	F



Qty.	Model #	Description	COM List	Key
6	7260	60-Degree Inside Wedge Bench (\$1,109 List each)	\$6,654	G



Qty.	Model #	Description	COM List	Key
6	7260-BR	Bench with Backrest, 60-Degree Inside Wedge (\$1,967 List each)	\$11,802	H
1	7260	60-Degree Inside Wedge Bench	\$1,109	G
			\$12,911	



Qty.	Model #	Description	COM List	Key
1	7224-STR-W	Bench with Backrest, 24" Straight, Stationary Table-ette, Wood Top	\$1,438	I
1	7248-RT	Bench with Backrest, Right Transition	\$1,795	D
1	7224-STL-W	Bench with Backrest, 24" Straight, Stationary Table-ette, Wood Top	\$1,438	J
			\$4,671	

Upholstery Combinations:

For fabric, vinyl or leather upholstery combinations, pricing will be calculated as follows:

- When combining two COM, COV or COL fabrics, a \$70 List upcharge per unit will be applied.
- When combining two fabrics of the same grade, a \$70 List upcharge per unit will be applied.
- When combining two different grades of fabrics, price will be based on the highest grade specified.

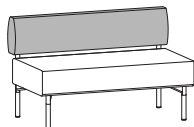
Yardage Requirements:

Yardage amounts are based on fabric which is plain (i.e. non-directional) and a full 54" wide.

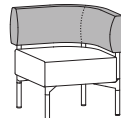
Appropriate upholstery code must be included on order.



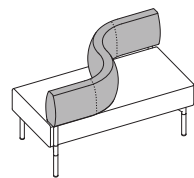
Code **PL1**
Model COM Requirement
 7224-BR Backrest Only = 1 yd.
 Balance of Bench = 1.75 yds.



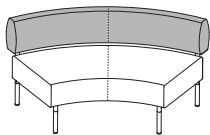
Code **PL2**
Model COM Requirement
 7248-BR Backrest Only = 2 yds.
 Balance of Bench = 2 yds.



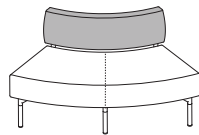
Code **PL3**
Model COM Requirement
 7223-BR Backrest Only = 1.25 yds.
 Balance of Bench = 1.25 yds.



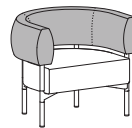
Code **PL4**
Model COM Requirement
 7248-LT Backrest Only = 2 yds.
 7248-RT Balance of Bench = 2 yds.



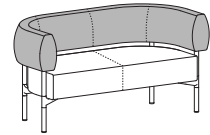
Code **PL5**
Model COM Requirement
 7260-BR Backrest Only = 1.25 yds.
 Balance of Bench = 2.25 yds.



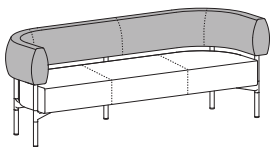
Code **PL6**
Model COM Requirement
 7261-BR Backrest Only = 2 yds.
 Balance of Bench = 2.25 yds.



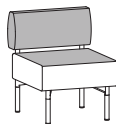
Code **PL7**
Model COM Requirement
 7201 Backrest Only = 2 yds.
 Balance of Lounge = 1 yd.



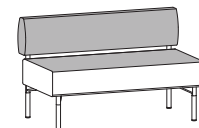
Code **PL8**
Model COM Requirement
 7202 Backrest Only = 3 yds.
 Balance of Love Seat = 2.25 yds.



Code **PL9**
Model COM Requirement
 7203 Backrest Only = 3 yds.
 Balance of Sofa = 2.75 yds.



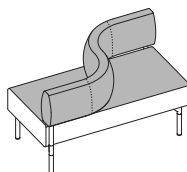
Code **PL10**
Model COM Requirement
 7224-BR Backrest & Top of Seat = 2.5 yds.
 Balance of Bench = .75 yd.



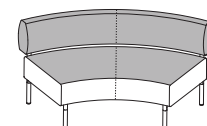
Code **PL11**
Model COM Requirement
 7248-BR Backrest & Top of Seat = 3.5 yds.
 Balance of Bench = .75 yd.



Code **PL12**
Model COM Requirement
 7223-BR Backrest & Top of Seat = 1.75 yds.
 Balance of Bench = .75 yd.



Code **PL13**
Model COM Requirement
 7248-LT Backrest & Top of Seat = 3.5 yds.
 7248-RT Balance of Bench = .75 yd.



Code **PL14**
Model COM Requirement
 7260-BR Backrest & Top of Seat = 3 yds.
 Balance of Bench = 1.75 yds.

Upholstery Combinations:

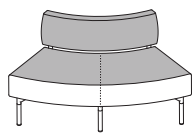
For fabric, vinyl or leather upholstery combinations, pricing will be calculated as follows:

- When combining two COM, COV or COL fabrics, a \$70 List upcharge per unit will be applied.
- When combining two fabrics of the same grade, a \$70 List upcharge per unit will be applied.
- When combining two different grades of fabrics, price will be based on the highest grade specified.

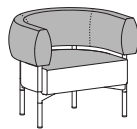
Yardage Requirements:

Yardage amounts are based on fabric which is plain (i.e. non-directional) and a full 54" wide.

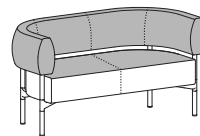
Appropriate upholstery code must be included on order.



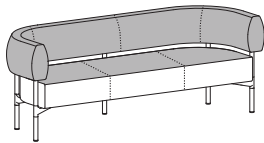
Code PL15
Model COM Requirement
 7261-BR Backrest & Top of Seat = 3.75 yds.
 Balance of Bench = 1.75 yds.



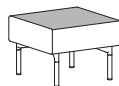
Code PL16
Model COM Requirement
 7201 Backrest & Top of Seat = 3 yds.
 Balance of Lounge = 1 yd.



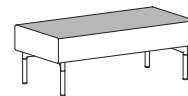
Code PL17
Model COM Requirement
 7202 Backrest & Top of Seat = 3.25 yds.
 Balance of Love Seat = 1.25 yds.



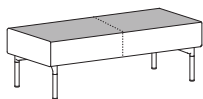
Code PL18
Model COM Requirement
 7203 Backrest & Top of Seat = 5 yds.
 Balance of Sofa = 1.25 yds.



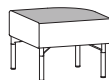
Code PL19
Model COM Requirement
 7224 Top of Seat = 1.5 yds.
 Balance of Bench = .75 yd.



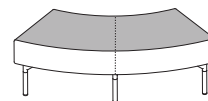
Code PL20
Model COM Requirement
 7248 Top of Seat = 1.5 yds.
 Balance of Bench = .75 yd.



Code PL21
Model COM Requirement
 7256 Top of Seat = 2 yds.
 Balance of Bench = .75 yd.



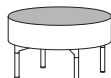
Code PL22
Model COM Requirement
 7223 Top of Seat = 1.5 yds.
 Balance of Bench = .75 yd.



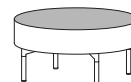
Code PL23
Model COM Requirement
 7260 Top of Seat = 1.75 yds.
 7261 Balance of Bench = 1.75 yds.



Code PL24
Model COM Requirement
 7222 Top of Seat = .75 yd.
 Balance of Bench = .75 yd.



Code PL25
Model COM Requirement
 7230 Top of Seat = 1 yd.
 Balance of Bench = 1 yd.



Code PL26
Model COM Requirement
 7236 Top of Seat = 1 yd.
 Balance of Bench = 1.25 yds.