



Pinnacle EX Features:

- Knit back and fully upholstered models.
- Knit suspension available in nine colors.
- Two-piece back and seat shell construction.
- Knit back models feature glass-reinforced nylon back shell.
- Two back shell color options: black or white.
- Chrome detail on outer back and seat.
- Armless, black adjustable t-arm and polished aluminum cantilever arm models.
- Adjustable t-arm features polished aluminum trim and 3" arm height travel.
- Synchro knee-tilt mechanism with polished aluminum finish.
- Fixed back height.
- Memory foam standard on seat.
- Two base options: black nylon and polished aluminum.



- Knit back and fully upholstered seat.
- Knit suspension available in nine colors. Please refer to listing below.
- Two-piece back and seat shell construction.
- Two back shell color options: black (-B) or white (-W). Please specify by adding appropriate symbol next to model number.
- Armless, adjustable t-arm and polished aluminum cantilever arm models.
- Adjustable t-arm features polished aluminum trim and 3" arm height travel.
- Mechanism features #92 Polished Aluminum finish.




- Fixed back height.
- Memory foam standard on seat.
- Two base options: black nylon and polished aluminum.
- 300 lb. weight capacity.
- All dimensions are nominal.

Ordering Procedures:

- Specify model number, knit suspension color, back shell color, base finish and seat upholstery selection.
- List option model number after appropriate seating model number (e.g. 5381-M-K-W-SS04).



Synchro knee-tilt mechanism.
Refer to pages 13-15 for mechanism guide.

Model	Description	Base Finish	COM				COL				EL-1 Forte Leather	EL-2 Balboa Leather
			1	2	3	4	5	6	7	8		
 5381-M-K-() Mid-Back, Armless 20" W x 25.5" D x 40" - 43" H Seat: 20" W x 20.5" D Seat Ht: 17.5" - 20.5" Back: 18" W x 22.5" H COM: 1 yd. COL: 20 sq. ft. 42 lbs.	Black Nylon	1,005	1,027	1,046	1,067	1,086	1,107	1,126	1,148	1,280	1,338	
	Polished Aluminum	1,084	1,106	1,125	1,146	1,165	1,186	1,205	1,227	1,359	1,417	
 5383-M-K-() Mid-Back, Adjustable T-Arms 25.5" W x 25.5" D x 40" - 43" H Seat: 20" W x 20.5" D Seat Ht: 17.5" - 20.5" Back: 18" W x 22.5" H COM: 1 yd. COL: 20 sq. ft. 45 lbs.	Black Nylon	1,103	1,125	1,144	1,165	1,184	1,205	1,224	1,246	1,378	1,436	
	Polished Aluminum	1,182	1,204	1,223	1,244	1,263	1,284	1,303	1,325	1,457	1,515	
 5384-M-K-() Mid-Back, Polished Aluminum Cantilever Arms 24.5" W x 25.5" D x 40" - 43" H Seat: 20" W x 20.5" D Seat Ht: 17.5" - 20.5" Back: 18" W x 22.5" H COM: 1 yd. COL: 20 sq. ft. 47 lbs.	Black Nylon	1,177	1,199	1,218	1,239	1,258	1,279	1,298	1,320	1,452	1,510	
	Polished Aluminum	1,256	1,278	1,297	1,318	1,337	1,358	1,377	1,399	1,531	1,589	

Knit Suspension Colors

- #101 Brazen
- #102 Butternut
- #103 Sunflower
- #104 Clover
- #105 Calypso
- #106 Rain
- #107 Sterling
- #108 Slate
- #109 Night

Options

- FS01** 1" Additional Seat Foam \$30
- SS04** Seat Slider \$76
- C02** Soft Tread Casters \$26
- C07** Soft Tread Self-Locking Casters \$52
- GD02** Glides \$26
- J01** Jury Base (black only) \$150

Pinnacle EX Series - Fully Upholstered

- Fully upholstered back and seat.
- Two-piece back and seat shell construction.
- Armless, adjustable t-arm and polished aluminum cantilever arm models.
- Adjustable t-arm features polished aluminum trim and 3" arm height travel.
- Mechanism features #92 Polished Aluminum finish.
- Fixed back height.
- Memory foam standard on seat.




- Two base options: black nylon and polished aluminum.
- 300 lb. weight capacity.
- All dimensions are nominal.

Ordering Procedures:

- Specify model number, base finish and upholstery selection.
- List option model number after appropriate seating model number (e.g. 5381-M-U-SS04).



Synchro knee-tilt mechanism.
Refer to pages 13-15 for mechanism guide.

Model	Description	Base Finish	COM				COL				EL-1 Forte Leather	EL-2 Balboa Leather
			1	2	3	4	5	6	7	8		
 5381-M-U Mid-Back, Armless 20" W x 25.5" D x 40" - 43" H Seat: 20" W x 20.5" D Seat Ht: 17.5" - 20.5" Back: 18" W x 22.5" H COM: 2 yds. COL: 40 sq. ft. 42 lbs. TB 133: \$100	Black Nylon	1,011	1,055	1,093	1,135	1,173	1,215	1,253	1,297	1,561	1,677	
	Polished Aluminum	1,090	1,134	1,172	1,214	1,252	1,294	1,332	1,376	1,640	1,756	
 5383-M-U Mid-Back, Adjustable T-Arms 25.5" W x 25.5" D x 40" - 43" H Seat: 20" W x 20.5" D Seat Ht: 17.5" - 20.5" Back: 18" W x 22.5" H COM: 2 yds. COL: 40 sq. ft. 45 lbs. TB 133: n/a	Black Nylon	1,109	1,153	1,191	1,233	1,271	1,313	1,351	1,395	1,659	1,775	
	Polished Aluminum	1,188	1,232	1,270	1,312	1,350	1,392	1,430	1,474	1,738	1,854	
 5384-M-U Mid-Back, Polished Aluminum Cantilever Arms 24.5" W x 25.5" D x 40" - 43" H Seat: 20" W x 20.5" D Seat Ht: 17.5" - 20.5" Back: 18" W x 22.5" H COM: 2 yds. COL: 40 sq. ft. 47 lbs. TB 133: \$100	Black Nylon	1,182	1,226	1,264	1,306	1,344	1,386	1,424	1,468	1,732	1,848	
	Polished Aluminum	1,261	1,305	1,343	1,385	1,423	1,465	1,503	1,547	1,811	1,927	

Options

-FS01	1" Additional Seat Foam	\$30
-SS04	Seat Slider	\$76
-C02	Soft Tread Casters	\$26
-C07	Soft Tread Self-Locking Casters	\$52
-GD02	Glides	\$26
-J01	Jury Base (black only)	\$150



- Fully upholstered back and seat.
- Two-piece back and seat shell construction.
- Armless, black adjustable t-arm and polished aluminum cantilever arm models.
- Adjustable t-arm features polished aluminum trim and 3" arm height travel.
- Mechanism features #92 Polished Aluminum finish.
- Fixed back height.
- Memory foam standard on seat.

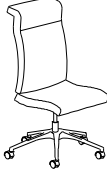


- Two base options: black nylon and polished aluminum.
- 300 lb. weight capacity.
- All dimensions are nominal.

Ordering Procedures:

- Specify model number, base finish and upholstery selection.
- List option model number after appropriate seating model number (e.g. 5381-H-U-C02).



Synchro knee-tilt mechanism.
Refer to pages 13-15 for mechanism guide.

Model	Description	Base Finish	COM				COL				EL-1 Forte Leather	EL-2 Balboa Leather
			1	2	3	4	5	6	7	8		
5381-H-U 	High Back, Armless 20" W x 25.5" D x 44.5" - 47.5" H Seat: 20" W x 20.5" D Seat Ht: 17.5" - 20.5" Back: 18.5" W x 26.5" H COM: 2.25 yds. COL: 45 sq. ft. 43 lbs. TB 133: \$113	Black Nylon	1,036	1,086	1,128	1,175	1,218	1,265	1,308	1,357	1,655	1,785
		Polished Aluminum	1,115	1,165	1,207	1,254	1,297	1,344	1,387	1,436	1,734	1,864
5383-H-U 	High Back, Adjustable T-Arms 25.5" W x 25.5" D x 44.5" - 47.5" H Seat: 20" W x 20.5" D Seat Ht: 17.5" - 20.5" Back: 18.5" W x 26.5" H COM: 2.25 yds. COL: 45 sq. ft. 46 lbs. TB 133: n/a	Black Nylon	1,133	1,183	1,225	1,272	1,315	1,362	1,405	1,454	1,752	1,882
		Polished Aluminum	1,212	1,262	1,304	1,351	1,394	1,441	1,484	1,533	1,831	1,961
5384-H-U 	High Back, Polished Aluminum Cantilever Arms 24.5" W x 25.5" D x 44.5" - 47.5" H Seat: 20" W x 20.5" D Seat Ht: 17.5" - 20.5" Back: 18.5" W x 26.5" H COM: 2.25 yds. COL: 45 sq. ft. 48 lbs. TB 133: \$113	Black Nylon	1,206	1,256	1,298	1,345	1,388	1,435	1,478	1,527	1,825	1,955
		Polished Aluminum	1,285	1,335	1,377	1,424	1,467	1,514	1,557	1,606	1,904	2,034

Options

-FS01	1" Additional Seat Foam	\$30
-SS04	Seat Slider	\$76
-C02	Soft Tread Casters	\$26
-C07	Soft Tread Self-Locking Casters	\$52
-GD02	Glides	\$26
-J01	Jury Base (black only)	\$150