



Modular Bench Product Features:

- Triangular-shaped benches taper inward or outward to adjoin with each other and accompanying tables fluidly.
- Available in 20", 28" and 36" widths (point-to-point dimension) with 18" seated height.
- Outward tapering benches feature a 4.5" narrower top than inward tapering versions.
- Stand-alone perching bench also available.
- Contrasting welt upholstery offered on all models and recommended for maximum visual appeal. Please specify "-CW" after model number and refer to individual pages for pricing. An additional COM requirement also applies.
- Each unit comes standard with three black glides.
- Non-skid glides also available for hard surface floors. Please specify "-NS02" after model number and add \$42 List per unit, or as noted.
- Please refer to page 151 for two-tone upholstery examples and yardage requirements.
- 500 lb. weight capacity.

Modular Table Product Features:

- Wood veneer, laminate and solid surface top options with fully upholstered side panels.
- Beech, White Oak and Walnut wood species available in all standard finishes.
- For custom wood finishes, please contact Customer Service and add one-time upcharge of \$325 List per color per order.
- Solid surface available in white only.
- All top surfaces feature an exposed wood edge with clear coat finish as standard.
- Three available widths: 20", 28" and 36" (point-to-point dimension).
- Offered in 17" and 25" heights.
- Tables taper outward to adjoin with accompanying modular benches.
- Contrasting welt upholstery offered on all models and recommended for maximum visual appeal. Please specify "-CW" after model number and refer to individual pages for pricing. An additional COM requirement also applies.
- Each unit comes standard with three black glides.
- Non-skid glides also available for hard surface floors. Please specify "-NS02" after model number and add \$42 List per unit, or as noted.

Standard Wood Finishes:

Beech

- | | |
|-------------------|--------------------|
| #12 Natural Beech | #22 Caramel Beech |
| #27 Ebony Beech | #33 Cinnamon Beech |
| #43 Autumn Beech | #73 Kona Beech |
| #85 Cocoa Beech | |

White Oak

- | | |
|-----------------------|--------------------|
| #14 Natural White Oak | #18 Slate Grey Oak |
| #20 Caramel Oak | #25 Ebony Oak |
| #32 Cinnamon Oak | #44 Autumn Oak |
| #70 Kona Oak | #123 Cocoa Oak |

Walnut

- #29 Natural Walnut

Standard Laminate Tops:

- | | |
|----------------------------------|--------------------------------|
| Formica 459-58 Brite White | Nevamar WM8340T Clear Maple |
| Pionite WF131-SD Vana | Nevamar WM005T Siren Maple |
| Nevamar S2110T Basic | Wilsonart 7954-38 Natural Rift |
| Wilsonart 7054-60 Wild Cherry | Wilsonart 7937-38 River Cherry |
| Pionite SG228-SD Slate | Pionite ST604-SD Nubian Brown |
| Wilsonart 7953K-07 Shaker Cherry | Formica 7739-58 Cocoa Maple |
| Nevamar WM-0047T Iconic Maple | Pionite VVX421-PV Witchcraft |
| Pionite SE101-AW Black Ashwood | |

Solid Surface Material:

Solid surface available in white only. To order a non-standard solid surface, please specify the manufacturer, pattern name and color number. Contact Customer Service to confirm pricing.



Power Units:

- Available on all modular tables. Select models also available on modular benches.
- UL listed.

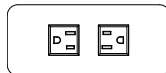
Power Band 1 (PB1):

- One (1) simplex outlet and two (2) USB charging ports.
- Available on all modular tables and benches.
- When specified on tables, units will be positioned in center of table-top unless specified otherwise.
- When specified on benches, units will be positioned on side panel.
- Available in metallic silver and white finish options.
- Dimensions: 5.75" W x 2.5" D
- 108" electrical cord.



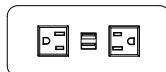
Power Band 2 (PB2):

- Two (2) simplex outlets.
- Available on all modular tables and benches.
- When specified on tables, units will be positioned in center of table-top unless specified otherwise.
- When specified on benches, units will be positioned on side panel.
- Available in metallic silver and white finish options.
- Dimensions: 5.75" W x 2.5" D
- 108" electrical cord.



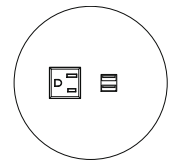
Power Band 3 (PB3):

- Two (2) simplex outlets and two (2) USB charging ports.
- Available on all modular tables and benches.
- When specified on tables, units will be positioned in center of table-top unless specified otherwise.
- When specified on benches, units will be positioned on side panel.
- Available in metallic silver and white finish options.
- Dimensions: 6.5" W x 2.5" D
- 108" electrical cord.



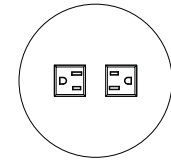
Power Round 1 (PR1):

- One (1) simplex outlet and two (2) USB charging ports.
- Available on modular table models only.
- Unless specified otherwise, unit will be positioned in center of table-top.
- Metallic silver finish.
- Dimensions: 5.25" Dia.
- 108" electrical cord.



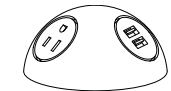
Power Round 2 (PR2):

- Two (2) simplex outlets.
- Available on modular table models only.
- Unless specified otherwise, unit will be positioned in center of table-top.
- Metallic silver finish.
- Dimensions: 5.25" Dia.
- 108" electrical cord.



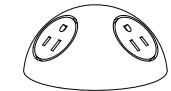
Power Dome 1 (PD1):

- Two (2) simplex outlets and two (2) USB charging ports.
- Available on modular table models only.
- Unless specified otherwise, unit will be positioned in center of table-top.
- Gloss white plastic finish.
- Dimensions: 3.75" Dia. x 1.5" H
- 72" electrical cord.



Power Dome 3 (PD3):

- Three (3) simplex outlets.
- Available on modular table models only.
- Unless specified otherwise, unit will be positioned in center of table-top.
- Gloss white plastic finish.
- Dimensions: 3.75" Dia. x 1.5" H
- 72" electrical cord.








- Triangular-shaped benches available in three widths: 20", 28", 36".
- Benches taper inward to adjoin with modular tables fluidly.
- Fully upholstered seat and side panels with horizontal and vertical welt detailing.
- For maximum visual appeal, optional contrasting welt is recommended. Please see below for yardage requirements and pricing.
- Optional side-mount power units available.
- 500 lb. weight capacity.
- Please refer to page 151 for two-tone upholstery examples and yardage requirements.

- Accompanying children's benches, modular tables, pull-up tables and occasional tables also offered.
- All dimensions are nominal.

Ordering Procedures:

- Specify model number, seat upholstery, side panel upholstery and welt upholstery.
- List option model number after appropriate seating model number (e.g. 1320-NS02).



| Model | Description | COM | | | | COL | | | | EL-1 Forte Leather | EL-2 Balboa Leather |
|--|--|-----|-----|-------|-------|-------|-------|-------|-------|--------------------------|---------------------------|
| | | 1 | 2 | 3 | 4 | 5 | 6 | 7 | 8 | | |
| 1320  | 20" Modular Bench, Inward Taper Overall: 20.5" W x 18" D x 18" H Seat: 20.5" W x 18" D COM: 1.5 yds. COL: 30 sq. ft. 15 lbs. TB 133: \$75 | 608 | 639 | 666 | 696 | 723 | 753 | 780 | 812 | 1,001 | 1,083 |
| 1328  | 28" Modular Bench, Inward Taper Overall: 28.5" W x 25" D x 18" H Seat: 28.5" W x 25" D COM: 2.75 yds. COL: 55 sq. ft. 21 lbs. TB 133: \$138 | 756 | 814 | 863 | 918 | 968 | 1,023 | 1,072 | 1,130 | 1,477 | 1,628 |
| 1336  | 36" Modular Bench, Inward Taper Overall: 36.5" W x 32" D x 18" H Seat: 36.5" W x 32" D COM: 3 yds. COL: 60 sq. ft. 33 lbs. TB 133: \$150 | 902 | 965 | 1,019 | 1,079 | 1,133 | 1,193 | 1,247 | 1,310 | 1,688 | 1,853 |
| XXXX-CW | Contrasting Welt COM: 1 yd. COL: n/a | 37 | 58 | 76 | 96 | 114 | 134 | 152 | 173 | 299 | 354 |

Options

| | | |
|---------------|---------------------------------------|-------|
| -MB01 | Moisture Barrier (seat only) | \$52 |
| -NS02 | Non-Skid Glides | \$42 |
| -PB1-S | Power Band 1 (1 power, 2 USB), Silver | \$430 |
| -PB1-W | Power Band 1 (1 power, 2 USB), White | \$430 |
| -PB2-S | Power Band 2 (2 power), Silver | \$340 |
| -PB2-W | Power Band 2 (2 power), White | \$340 |
| -PB3-S | Power Band 3 (2 power, 2 USB), Silver | \$450 |
| -PB3-W | Power Band 3 (2 power, 2 USB), White | \$450 |
| -PR1 | Power Round 1 (1 power, 2 USB) | \$435 |
| -PR2 | Power Round 2 (2 power) | \$345 |




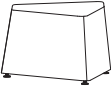
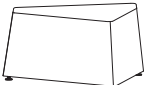
- Triangular-shaped benches available in three widths: 20", 28", 36".
- Benches taper outward to adjoin with inward tapering benches fluidly.
- Fully upholstered seat and side panels with horizontal and vertical welt detailing.
- For maximum visual appeal, optional contrasting welt is recommended. Please see below for yardage requirements and pricing.
- Optional side-mount power units available.
- 500 lb. weight capacity.
- Please refer to page 151 for two-tone upholstery examples and yardage requirements.

- Accompanying children's benches, modular tables, pull-up tables and occasional tables also offered.
- All dimensions are nominal.

Ordering Procedures:

- Specify model number, seat upholstery, side panel upholstery and welt upholstery.
- List option model number after appropriate seating model number (e.g. 1321-NS02).



| Model | Description | COM | | | | COL | | | | EL-1 Forte Leather | EL-2 Balboa Leather |
|--|---|-----|-----|-------|-------|-------|-------|-------|-------|--------------------------|---------------------------|
| | | 1 | 2 | 3 | 4 | 5 | 6 | 7 | 8 | | |
| 1321  | 20" Modular Bench, Outward Taper Overall: 20.5" W x 18" D x 18" H Seat: 16" W x 14" D COM: 1.5 yds. COL: 30 sq. ft. 15 lbs. TB 133: \$75 | 608 | 639 | 666 | 696 | 723 | 753 | 780 | 812 | 1,001 | 1,083 |
| 1329  | 28" Modular Bench, Outward Taper Overall: 28.5" W x 25" D x 18" H Seat: 24" W x 21" D COM: 2.75 yds. COL: 55 sq. ft. 21 lbs. TB 133: \$138 | 756 | 814 | 863 | 918 | 968 | 1,023 | 1,072 | 1,130 | 1,477 | 1,628 |
| 1337  | 36" Modular Bench, Outward Taper Overall: 36.5" W x 32" D x 18" H Seat: 31.5" W x 28" D COM: 3 yds. COL: 60 sq. ft. 33 lbs. TB 133: \$150 | 902 | 965 | 1,019 | 1,079 | 1,133 | 1,193 | 1,247 | 1,310 | 1,688 | 1,853 |
| XXXX-CW | Contrasting Welt COM: 1 yd. COL: n/a | 37 | 58 | 76 | 96 | 114 | 134 | 152 | 173 | 299 | 354 |

Options

- MB01** Moisture Barrier (seat only) \$52
- NS02** Non-Skid Glides \$42
- PB1-S** Power Band 1 (1 power, 2 USB), Silver \$430
- PB1-W** Power Band 1 (1 power, 2 USB), White \$430
- PB2-S** Power Band 2 (2 power), Silver \$340
- PB2-W** Power Band 2 (2 power), White \$340
- PB3-S** Power Band 3 (2 power, 2 USB), Silver \$450
- PB3-W** Power Band 3 (2 power, 2 USB), White \$450
- PR1** Power Round 1 (1 power, 2 USB) \$435
- PR2** Power Round 2 (2 power) \$345



- 25" high perching bench.
- Fully upholstered seat and side panels with horizontal and vertical welt detailing.
- For maximum visual appeal, optional contrasting welt is recommended. Please see below for yardage requirements and pricing.
- Optional side-mount power units available.
- 500 lb. weight capacity.
- Please refer to page 151 for two-tone upholstery examples and yardage requirements.
- Accompanying modular benches, children's benches, modular tables, pull-up tables and occasional tables also offered.
- All dimensions are nominal.

Ordering Procedures:

- Specify model number, seat upholstery, side panel upholstery and welt upholstery.
- List option model number after appropriate seating model number (e.g. 1322-NS02).



| Model | Description | COM | | | | COL | | | | EL-1 Forte Leather | EL-2 Balboa Leather |
|---------|--|-----|-----|-----|-----|-----|-----|-----|-------|--------------------------|---------------------------|
| | | 1 | 2 | 3 | 4 | 5 | 6 | 7 | 8 | | |
| 1322 | 20" Perching Bench, Outward Taper Overall: 20.5" W x 18" D x 25" H Seat: 13" W x 12" D COM: 2.75 yds. COL: 55 sq. ft. 15 lbs. TB 133: \$138 | 673 | 731 | 780 | 835 | 885 | 940 | 989 | 1,047 | 1,394 | 1,545 |
| XXXX-CW | Contrasting Welt COM: 1 yd. COL: n/a | 37 | 58 | 76 | 96 | 114 | 134 | 152 | 173 | 299 | 354 |



Options

- MB01 Moisture Barrier (seat only) \$52
- NS02 Non-Skid Glides \$42
- PB1-S Power Band 1 (1 power, 2 USB), Silver \$430
- PB1-W Power Band 1 (1 power, 2 USB), White \$430
- PB2-S Power Band 2 (2 power), Silver \$340
- PB2-W Power Band 2 (2 power), White \$340
- PB3-S Power Band 3 (2 power, 2 USB), Silver \$450
- PB3-W Power Band 3 (2 power, 2 USB), White \$450
- PR1 Power Round 1 (1 power, 2 USB) \$435
- PR2 Power Round 2 (2 power) \$345



- Triangular-shaped modular tables available in three widths: 20", 28", 36".
- Tables taper outward to adjoin fluidly with inward tapered benches.
- 17" height.
- Wood veneer top surface with an exposed wood edge.
- Three wood species offered: Beech, White Oak and Walnut.
- For standard wood finishes, please refer to page 139.
- For custom wood finishes, please contact Customer Service and add one-time upcharge of \$325 List per color per order.
- Fully upholstered side panels with vertical welt detailing.

- For maximum visual appeal, optional contrasting welt is recommended. Please see below for yardage requirements and pricing.
- Optional power units available.
- Unless specified otherwise, power units will be positioned in center of table-top.
- Accompanying modular benches, children's benches, pull-up tables and occasional tables also offered.
- All dimensions are nominal.

Ordering Procedures:

- Specify model number, top finish, side panel upholstery and welt upholstery.
- List option model number after appropriate seating model number (e.g. 1370-2017-W-NS02).



| Model | Description | COM | | | | | | | | EL-1 Forte Leather | EL-2 Balboa Leather |
|--------------------|--|-------|-------|-------|-------|-------|-------|-------|-------|--------------------------|---------------------------|
| | | 1 | 2 | 3 | 4 | 5 | 6 | 7 | 8 | | |
| 1370-2017-W | 20" W, 17" H Modular Table, Wood Top Overall: 20.5" W x 18" D x 17" H Top Surface: 15.5" W x 13.5" D COM: 1.5 yds. COL: 30 sq. ft. 15 lbs. TB 133: \$75 | 734 | 765 | 792 | 822 | 849 | 879 | 906 | 938 | 1,127 | 1,209 |
| 1370-2817-W | 28" W, 17" H Modular Table, Wood Top Overall: 28.5" W x 25" D x 17" H Top Surface: 23.25" W x 20.5" D COM: 2 yds. COL: 40 sq. ft. 21 lbs. TB 133: \$100 | 924 | 966 | 1,002 | 1,042 | 1,078 | 1,118 | 1,154 | 1,196 | 1,448 | 1,558 |
| 1370-3617-W | 36" W, 17" H Modular Table, Wood Top Overall: 36.5" W x 32" D x 17" H Top Surface: 31" W x 27" D COM: 2 yds. COL: 40 sq. ft. 33 lbs. TB 133: \$100 | 1,192 | 1,234 | 1,270 | 1,310 | 1,346 | 1,386 | 1,422 | 1,464 | 1,716 | 1,826 |
| XXXX-CW | Contrasting Welt COM: 1 yd. COL: n/a | 37 | 58 | 76 | 96 | 114 | 134 | 152 | 173 | 299 | 354 |




Options

| | | | | | |
|---------------|---------------------------------------|-------|-------------|-------------------------------|-------|
| -NS02 | Non-Skid Glides | \$42 | -PD1 | Power Dome 1 (2 power, 2 USB) | \$410 |
| -PB1-S | Power Band 1 (1 power, 2 USB), Silver | \$430 | -PD3 | Power Dome 3 (3 power) | \$340 |
| -PB1-W | Power Band 1 (1 power, 2 USB), White | \$430 | | | |
| -PB2-S | Power Band 2 (2 power), Silver | \$340 | | | |
| -PB2-W | Power Band 2 (2 power), White | \$340 | | | |
| -PB3-S | Power Band 3 (2 power, 2 USB), Silver | \$450 | | | |
| -PB3-W | Power Band 3 (2 power, 2 USB), White | \$450 | | | |
| -PR1 | Power Round 1 (1 power, 2 USB) | \$435 | | | |
| -PR2 | Power Round 2 (2 power) | \$345 | | | |



- Triangular-shaped modular tables available in three widths: 20", 28", 36".
 - Tables taper outward to adjoin fluidly with inward tapered benches.
 - 17" height.
 - Laminate top surface with an exposed wood edge.
 - For standard laminate options, please refer to page 139.
 - Fully upholstered side panels with vertical welt detailing.
 - For maximum visual appeal, optional contrasting welt is recommended. Please see below for yardage requirements and pricing.
 - Optional power units available.
 - Unless specified otherwise, power units will be positioned in center of table-top.
 - Accompanying modular benches, children's benches, pull-up tables and occasional tables also offered.
 - All dimensions are nominal.
- Ordering Procedures:**
- Specify model number, top finish, side panel upholstery and welt upholstery.
 - List option model number after appropriate seating model number (e.g. 1370-2017-L-NS02).



| Model | Description | COM | | | | COL | | | | EL-1 Forte Leather | EL-2 Balboa Leather |
|---|--|-------|-------|-------|-------|-------|-------|-------|-------|--------------------|---------------------|
| | | 1 | 2 | 3 | 4 | 5 | 6 | 7 | 8 | | |
| 1370-2017-L  | 20" W, 17" H Modular Table, Laminate Top Overall: 20.5" W x 18" D x 17" H Top Surface: 15.5" W x 13.5" D COM: 1.5 yds. COL: 30 sq. ft. 15 lbs. TB 133: \$75 | 677 | 708 | 735 | 765 | 792 | 822 | 849 | 881 | 1,070 | 1,152 |
| 1370-2817-L  | 28" W, 17" H Modular Table, Laminate Top Overall: 28.5" W x 25" D x 17" H Top Surface: 23.25" W x 20.5" D COM: 2 yds. COL: 40 sq. ft. 21 lbs. TB 133: \$100 | 838 | 880 | 916 | 956 | 992 | 1,032 | 1,068 | 1,110 | 1,362 | 1,472 |
| 1370-3617-L  | 36" W, 17" H Modular Table, Laminate Top Overall: 36.5" W x 32" D x 17" H Top Surface: 31" W x 27" D COM: 2 yds. COL: 40 sq. ft. 33 lbs. TB 133: \$100 | 1,074 | 1,116 | 1,152 | 1,192 | 1,228 | 1,268 | 1,304 | 1,346 | 1,598 | 1,708 |
| XXXX-CW | Contrasting Welt COM: 1 yd. COL: n/a | 37 | 58 | 76 | 96 | 114 | 134 | 152 | 173 | 299 | 354 |

Options

| | | | | | |
|---------------|---------------------------------------|-------|-------------|-------------------------------|-------|
| -NS02 | Non-Skid Glides | \$42 | -PD1 | Power Dome 1 (2 power, 2 USB) | \$410 |
| -PB1-S | Power Band 1 (1 power, 2 USB), Silver | \$430 | -PD3 | Power Dome 3 (3 power) | \$340 |
| -PB1-W | Power Band 1 (1 power, 2 USB), White | \$430 | | | |
| -PB2-S | Power Band 2 (2 power), Silver | \$340 | | | |
| -PB2-W | Power Band 2 (2 power), White | \$340 | | | |
| -PB3-S | Power Band 3 (2 power, 2 USB), Silver | \$450 | | | |
| -PB3-W | Power Band 3 (2 power, 2 USB), White | \$450 | | | |
| -PR1 | Power Round 1 (1 power, 2 USB) | \$435 | | | |
| -PR2 | Power Round 2 (2 power) | \$345 | | | |






- Triangular-shaped modular tables available in three widths: 20", 28", 36".
- Tables taper outward to adjoin fluidly with inward tapered benches.
- 17" height.
- Solid surface top available in white only and features an exposed wood edge.
- Fully upholstered side panels with vertical welt detailing.
- For maximum visual appeal, optional contrasting welt is recommended. Please see below for yardage requirements and pricing.
- Optional power units available.
- Unless specified otherwise, power units will be positioned in center of table-top.

- Accompanying modular benches, children's benches, pull-up tables and occasional tables also offered.
- All dimensions are nominal.

Ordering Procedures:

- Specify model number, top finish, side panel upholstery and welt upholstery.
- List option model number after appropriate seating model number (e.g. 1370-2017-SF-NS02).



| Model | Description | COM | | | | COL | | | | EL-1 Forte Leather | EL-2 Balboa Leather |
|---------------------|--|-------|-------|-------|-------|-------|-------|-------|-------|--------------------------|---------------------------|
| | | 1 | 2 | 3 | 4 | 5 | 6 | 7 | 8 | | |
| 1370-2017-SF | 20" W, 17" H Modular Table, Solid Surface Top  Overall: 20.5" W x 18" D x 17" H Top Surface: 15.5" W x 13.5" D COM: 1.5 yds. COL: 30 sq. ft. 15 lbs. TB 133: \$75 | 802 | 833 | 860 | 890 | 917 | 947 | 974 | 1,006 | 1,195 | 1,277 |
| 1370-2817-SF | 28" W, 17" H Modular Table, Solid Surface Top  Overall: 28.5" W x 25" D x 17" H Top Surface: 23.25" W x 20.5" D COM: 2 yds. COL: 40 sq. ft. 21 lbs. TB 133: \$100 | 1,009 | 1,051 | 1,087 | 1,127 | 1,163 | 1,203 | 1,239 | 1,281 | 1,533 | 1,643 |
| 1370-3617-SF | 36" W, 17" H Modular Table, Solid Surface Top  Overall: 36.5" W x 32" D x 17" H Top Surface: 31" W x 27" D COM: 2 yds. COL: 40 sq. ft. 33 lbs. TB 133: \$100 | 1,304 | 1,346 | 1,382 | 1,422 | 1,458 | 1,498 | 1,534 | 1,576 | 1,828 | 1,938 |
| XXXX-CW | Contrasting Welt COM: 1 yd. COL: n/a | 37 | 58 | 76 | 96 | 114 | 134 | 152 | 173 | 299 | 354 |

Options

| | | | | | |
|---------------|---------------------------------------|-------|-------------|-------------------------------|-------|
| -NS02 | Non-Skid Glides | \$42 | -PD1 | Power Dome 1 (2 power, 2 USB) | \$410 |
| -PB1-S | Power Band 1 (1 power, 2 USB), Silver | \$430 | -PD3 | Power Dome 3 (3 power) | \$340 |
| -PB1-W | Power Band 1 (1 power, 2 USB), White | \$430 | | | |
| -PB2-S | Power Band 2 (2 power), Silver | \$340 | | | |
| -PB2-W | Power Band 2 (2 power), White | \$340 | | | |
| -PB3-S | Power Band 3 (2 power, 2 USB), Silver | \$450 | | | |
| -PB3-W | Power Band 3 (2 power, 2 USB), White | \$450 | | | |
| -PR1 | Power Round 1 (1 power, 2 USB) | \$435 | | | |
| -PR2 | Power Round 2 (2 power) | \$345 | | | |





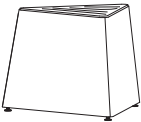
- Triangular-shaped modular tables available in three widths: 20", 28", 36".
- Tables taper outward to adjoin fluidly with inward tapered benches.
- 25" height.
- Wood veneer top surface with an exposed wood edge.
- Three wood species offered: Beech, White Oak and Walnut.
- For standard wood finishes, please refer to page 139.
- For custom wood finishes, please contact Customer Service and add one-time upcharge of \$325 List per color per order.
- Fully upholstered side panels with vertical welt detailing.

- For maximum visual appeal, optional contrasting welt is recommended. Please see below for yardage requirements and pricing.
- Optional power units available.
- Unless specified otherwise, power units will be positioned in center of table-top.
- Accompanying modular benches, children's benches, pull-up tables and occasional tables also offered.
- All dimensions are nominal.



Ordering Procedures:

- Specify model number, top finish, side panel upholstery and welt upholstery.
- List option model number after appropriate seating model number (e.g. 1370-2025-WV-NS02).

| Model | Description | COM | | | | | | | | EL-1 Forte Leather | EL-2 Balboa Leather |
|---|---|-------|-------|-------|-------|-------|-------|-------|-------|--------------------------|---------------------------|
| | | 1 | 2 | 3 | 4 | 5 | 6 | 7 | 8 | | |
| 1370-2025-W | 20" W, 25" H Modular Table, Wood Top Overall: 20.5" W x 18" D x 25" H Top Surface: 13" W x 11.5" D COM: 1.75 yds. COL: 35 sq. ft. 16 lbs. TB 133: \$88 | 788 | 825 | 856 | 891 | 923 | 958 | 989 | 1,026 | 1,247 | 1,343 |
|  | | | | | | | | | | | |
| 1370-2825-W | 28" W, 25" H Modular Table, Wood Top Overall: 28.5" W x 25" D x 25" H Top Surface: 20.75" W x 18.25" D COM: 2.5 yds. COL: 50 sq. ft. 23 lbs. TB 133: \$125 | 989 | 1,041 | 1,086 | 1,136 | 1,181 | 1,231 | 1,276 | 1,329 | 1,644 | 1,781 |
|  | | | | | | | | | | | |
| 1370-3625-W | 36" W, 25" H Modular Table, Wood Top Overall: 36.5" W x 32" D x 25" H Top Surface: 28.5" W x 25" D COM: 2.5 yds. COL: 50 sq. ft. 35 lbs. TB 133: \$125 | 1,269 | 1,321 | 1,366 | 1,416 | 1,461 | 1,511 | 1,556 | 1,609 | 1,924 | 2,061 |
|  | | | | | | | | | | | |
| XXXX-CW | Contrasting Welt COM: 1 yd. COL: n/a | 37 | 58 | 76 | 96 | 114 | 134 | 152 | 173 | 299 | 354 |


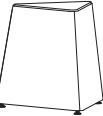
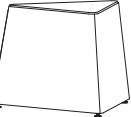
Options

| | | | | | |
|---------------|---------------------------------------|-------|-------------|-------------------------------|-------|
| -NS02 | Non-Skid Glides | \$42 | -PD1 | Power Dome 1 (2 power, 2 USB) | \$410 |
| -PB1-S | Power Band 1 (1 power, 2 USB), Silver | \$430 | -PD3 | Power Dome 3 (3 power) | \$340 |
| -PB1-W | Power Band 1 (1 power, 2 USB), White | \$430 | | | |
| -PB2-S | Power Band 2 (2 power), Silver | \$340 | | | |
| -PB2-W | Power Band 2 (2 power), White | \$340 | | | |
| -PB3-S | Power Band 3 (2 power, 2 USB), Silver | \$450 | | | |
| -PB3-W | Power Band 3 (2 power, 2 USB), White | \$450 | | | |
| -PR1 | Power Round 1 (1 power, 2 USB) | \$435 | | | |
| -PR2 | Power Round 2 (2 power) | \$345 | | | |



- Triangular-shaped modular tables available in three widths: 20", 28", 36".
 - Tables taper outward to adjoin fluidly with inward tapered benches.
 - 25" height.
 - Laminate top surface with an exposed wood edge.
 - For standard laminate options, please refer to page 139.
 - Fully upholstered side panels with vertical welt detailing.
 - For maximum visual appeal, optional contrasting welt is recommended. Please see below for yardage requirements and pricing.
 - Optional power units available.
 - Unless specified otherwise, power units will be positioned in center of table-top.
 - Accompanying modular benches, children's benches, pull-up tables and occasional tables also offered.
 - All dimensions are nominal.
- Ordering Procedures:**
- Specify model number; top finish, side panel upholstery and welt upholstery.
 - List option model number after appropriate seating model number (e.g. 1370-2025-L-NS02).



| Model | Description | COM | | | | COL | | | | EL-1 Forte Leather | EL-2 Balboa Leather |
|---|---|-------|-------|-------|-------|-------|-------|-------|-------|--------------------|---------------------|
| | | 1 | 2 | 3 | 4 | 5 | 6 | 7 | 8 | | |
| 1370-2025-L  | 20" W, 25" H Modular Table, Laminate Top Overall: 20.5" W x 18" D x 25" H Top Surface: 13" W x 11.5" D COM: 1.75 yds. COL: 35 sq. ft. 16 lbs. TB 133: \$88 | 731 | 768 | 799 | 834 | 866 | 901 | 932 | 969 | 1,190 | 1,286 |
| 1370-2825-L  | 28" W, 25" H Modular Table, Laminate Top Overall: 28.5" W x 25" D x 25" H Top Surface: 20.75" W x 18.25" D COM: 2.5 yds. COL: 50 sq. ft. 23 lbs. TB 133: \$125 | 904 | 956 | 1,001 | 1,051 | 1,096 | 1,146 | 1,191 | 1,244 | 1,559 | 1,696 |
| 1370-3625-L  | 36" W, 25" H Modular Table, Laminate Top Overall: 36.5" W x 32" D x 25" H Top Surface: 28.5" W x 25" D COM: 2.5 yds. COL: 50 sq. ft. 35 lbs. TB 133: \$125 | 1,151 | 1,203 | 1,248 | 1,298 | 1,343 | 1,393 | 1,438 | 1,491 | 1,806 | 1,943 |
| XXXX-CW | Contrasting Welt COM: 1 yd. COL: n/a | 37 | 58 | 76 | 96 | 114 | 134 | 152 | 173 | 299 | 354 |

Options

| | | | | | |
|---------------|---------------------------------------|-------|-------------|-------------------------------|-------|
| -NS02 | Non-Skid Glides | \$42 | -PD1 | Power Dome 1 (2 power, 2 USB) | \$410 |
| -PB1-S | Power Band 1 (1 power, 2 USB), Silver | \$430 | -PD3 | Power Dome 3 (3 power) | \$340 |
| -PB1-W | Power Band 1 (1 power, 2 USB), White | \$430 | | | |
| -PB2-S | Power Band 2 (2 power), Silver | \$340 | | | |
| -PB2-W | Power Band 2 (2 power), White | \$340 | | | |
| -PB3-S | Power Band 3 (2 power, 2 USB), Silver | \$450 | | | |
| -PB3-W | Power Band 3 (2 power, 2 USB), White | \$450 | | | |
| -PR1 | Power Round 1 (1 power, 2 USB) | \$435 | | | |
| -PR2 | Power Round 2 (2 power) | \$345 | | | |






- Triangular-shaped modular tables available in three widths: 20", 28", 36".
- Tables taper outward to adjoin fluidly with inward tapered benches.
- 25" height.
- Solid surface top available in white only and features an exposed wood edge.
- Fully upholstered side panels with vertical welt detailing.
- For maximum visual appeal, optional contrasting welt is recommended. Please see below for yardage requirements and pricing.
- Optional power units available.

- Unless specified otherwise, power units will be positioned in center of table-top.
- Accompanying modular benches, children's benches, pull-up tables and occasional tables also offered.
- All dimensions are nominal.

Ordering Procedures:

- Specify model number, top finish, side panel upholstery and welt upholstery.
- List option model number after appropriate seating model number (e.g. 1370-2025-SF-NS02).

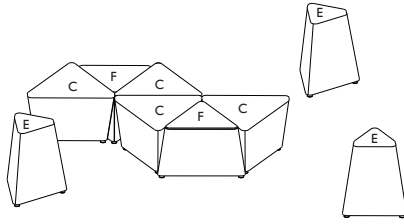


| Model | Description | COM | | | | | | | | EL-1 Forte Leather | EL-2 Balboa Leather |
|---|--|-------|-------|-------|-------|-------|-------|-------|-------|--------------------------|---------------------------|
| | | 1 | 2 | 3 | 4 | COL | | | | | |
| 1370-2025-SF | 20" W, 25" H Modular Table, Solid Surface Top Overall: 20.5" W x 18" D x 25" H Top Surface: 13" W x 11.5" D COM: 1.75 yds. COL: 35 sq. ft. 16 lbs. TB 133: \$88 | 861 | 898 | 929 | 964 | 996 | 1,031 | 1,062 | 1,099 | 1,320 | 1,416 |
|  | | | | | | | | | | | |
| 1370-2825-SF | 28" W, 25" H Modular Table, Solid Surface Top Overall: 28.5" W x 25" D x 25" H Top Surface: 20.75" W x 18.25" D COM: 2.5 yds. COL: 50 sq. ft. 23 lbs. TB 133: \$125 | 1,079 | 1,131 | 1,176 | 1,226 | 1,271 | 1,321 | 1,366 | 1,419 | 1,734 | 1,871 |
|  | | | | | | | | | | | |
| 1370-3625-SF | 36" W, 25" H Modular Table, Solid Surface Top Overall: 36.5" W x 32" D x 25" H Top Surface: 28.5" W x 25" D COM: 2.5 yds. COL: 50 sq. ft. 35 lbs. TB 133: \$125 | 1,387 | 1,439 | 1,484 | 1,534 | 1,579 | 1,629 | 1,674 | 1,727 | 2,042 | 2,179 |
|  | | | | | | | | | | | |
| XXXX-CW | Contrasting Welt COM: 1 yd. COL: n/a | 37 | 58 | 76 | 96 | 114 | 134 | 152 | 173 | 299 | 354 |

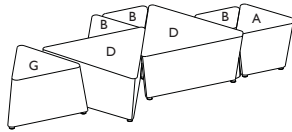
Options

| | | | | | |
|---------------|---------------------------------------|-------|-------------|-------------------------------|-------|
| -NS02 | Non-Skid Glides | \$42 | -PD1 | Power Dome 1 (2 power, 2 USB) | \$410 |
| -PB1-S | Power Band 1 (1 power, 2 USB), Silver | \$430 | -PD3 | Power Dome 3 (3 power) | \$340 |
| -PB1-W | Power Band 1 (1 power, 2 USB), White | \$430 | | | |
| -PB2-S | Power Band 2 (2 power), Silver | \$340 | | | |
| -PB2-W | Power Band 2 (2 power), White | \$340 | | | |
| -PB3-S | Power Band 3 (2 power, 2 USB), Silver | \$450 | | | |
| -PB3-W | Power Band 3 (2 power, 2 USB), White | \$450 | | | |
| -PR1 | Power Round 1 (1 power, 2 USB) | \$435 | | | |
| -PR2 | Power Round 2 (2 power) | \$345 | | | |

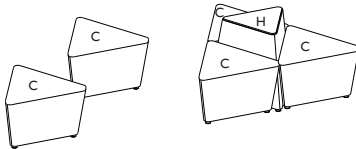
Particles Modular - Configuration & Ordering Examples



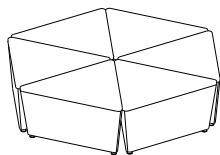
| Qty | Model # | Description | COM List | Key |
|-----|-------------|---|-------------------------------|-----|
| 4 | 1328 | 28" Modular Bench, Inward Taper (\$756 List each) | \$3,024 | C |
| 3 | 1322 | 20" Perching Bench (\$673 List each) | \$2,019 | E |
| 2 | 1370-2817-W | 28" W x 17" H Modular Table, Wood Top (\$924 List each) | \$1,848 \$6,891 | F |



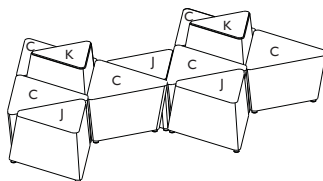
| Qty | Model # | Description | COM List | Key |
|-----|-------------|--|------------------|-----|
| 1 | 1320 | 20" Modular Bench, Inward Taper | \$608 | A |
| 3 | 1321 | 20" Modular Bench, Outward Taper (\$608 List each) | \$1,824 | B |
| 2 | 1336 | 36" Modular Bench, Inward Taper (\$902 List each) | \$1,804 | D |
| 1 | 1370-2817-L | 28" W x 17" H Modular Table, Laminate Top | \$838 \$5,074 | G |



| Qty | Model # | Description | COM List | Key |
|-----|--------------|---|-------------------------------|-----|
| 5 | 1328 | 28" Modular Bench, Inward Taper (\$756 List each) | \$3,780 | C |
| 1 | 1370-2825-SF | 28" W x 25" H Modular Table, Solid Surface Top | \$1,079 \$4,859 | H |



| Qty | Model # | Description | COM List | Key |
|-----|---------|---|----------|-----|
| 6 | 1336 | 36" Modular Bench, Inward Taper (\$902 List each) | \$5,412 | n/a |



| Qty | Model # | Description | COM List | Key |
|-----|-------------|---|-------------------------------|-----|
| 6 | 1328 | 28" Modular Bench, Inward Taper (\$756 List each) | \$4,536 | C |
| 3 | 1329 | 28" Modular Bench, Outward Taper (\$756 List each) | \$2,268 | J |
| 2 | 1370-2825-L | 28" W x 25" H Modular Table, Laminate Top (\$904 List each) | \$1,808 \$8,612 | K |

Upholstery Combinations:

For fabric, vinyl or leather upholstery combinations, pricing will be calculated as follows:

- When combining two COM, COV or COL fabrics, or two fabrics of the same grade, a \$45 List upcharge per unit will be applied.
- When combining two different grades of fabrics, price will be based on the highest grade specified.
- Two-tone upholstery examples and yardage requirements for the most common combinations are listed below. Additional combinations available, please contact customer service for yardage requirements and pricing.

Yardage Requirements:

- Yardage amounts are based on fabric which is plain (i.e. non-directional) and a full 54" wide.
- Note: when ordering multiple units with two-tone upholstery, the total yardage requirements may be reduced. Please contact Customer Service for verification.

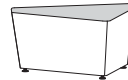
Appropriate upholstery code must be included on order.



Code PB1
Model COM Requirement
 1320 Seat Cushion Only = 1 yd.
 Side Panels & Welt = 1.25 yds.



Code PB2
Model COM Requirement
 1328 Seat Cushion Only = 1 yd.
 Side Panels & Welt = 1.75 yds.



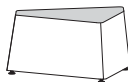
Code PB3
Model COM Requirement
 1336 Seat Cushion Only = 1.25 yds.
 Side Panels & Welt = 1.75 yds.



Code PB4
Model COM Requirement
 1321 Seat Cushion Only = 1 yd.
 Side Panels & Welt = 1.25 yds.



Code PB5
Model COM Requirement
 1329 Seat Cushion Only = 1 yd.
 Side Panels & Welt = 1.75 yds.



Code PB6
Model COM Requirement
 1337 Seat Cushion Only = 1.25 yds.
 Side Panels & Welt = 1.75 yds.



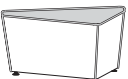
Code PB7
Model COM Requirement
 1322 Seat Cushion Only = 1 yd.
 Side Panels & Welt = 2.75 yds.



Code PB8
Model COM Requirement
 1320 Seat Cushion & Welt = 1 yd.
 Side Panels Only = 1.25 yds.



Code PB9
Model COM Requirement
 1328 Seat Cushion & Welt = 1 yd.
 Side Panels Only = 1.75 yds.



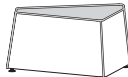
Code PB10
Model COM Requirement
 1336 Seat Cushion & Welt = 1.25 yds.
 Side Panels Only = 1.75 yds.



Code PB11
Model COM Requirement
 1321 Seat Cushion & Welt = 1 yd.
 Side Panels Only = 1.25 yds.



Code PB12
Model COM Requirement
 1329 Seat Cushion & Welt = 1 yd.
 Side Panels Only = 1.75 yds.



Code PB13
Model COM Requirement
 1337 Seat Cushion & Welt = 1.25 yds.
 Side Panels Only = 1.75 yds.



Code P14
Model COM Requirement
 1322 Seat Cushion & Welt = 1 yd.
 Side Panels Only = 2.75 yds.