



Modular Bench Product Features:

- Triangular-shaped benches taper inward or outward to adjoin with each other fluidly.
- Available in 20" and 28" widths (point-to-point dimension) with 14" seated height.
- Outward tapering benches feature a 4.5" narrower top than inward tapering versions.
- Contrasting welt upholstery offered on all models and recommended for maximum visual appeal. Please specify "-CW" after model number and refer to individual pages for pricing. An additional COM requirement also applies.
- Each unit comes standard with three black glides.
- Non-skid glides also available for hard surface floors. Please specify "-NS02C" after model number and add \$42 List per unit, or as noted.
- Please refer to page 156 for two-tone upholstery examples and yardage requirements.
- 500 lb. weight capacity.


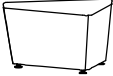


- Triangular-shaped children's benches available in two widths: 20" and 28".
- Benches taper inward or outward to adjoin with each other fluidly.
- Fully upholstered seat and side panels with horizontal and vertical welt detailing.
- For maximum visual appeal, optional contrasting welt is recommended. Please see below for yardage requirements and pricing.
- 500 lb. weight capacity.
- Please refer to page 156 for two-tone upholstery examples and yardage requirements.
- Accompanying adult modular benches, modular tables, pull-up tables and occasional tables also offered.
- All dimensions are nominal.

Ordering Procedures:

- Specify model number, seat upholstery, side panel upholstery and welt upholstery.
- List option model number after appropriate seating model number (e.g. 1340-J-NS02C).



Model	Description	COM				COL				EL-1 Forte Leather	EL-2 Balboa Leather
		1	2	3	4	5	6	7	8		
1340-J 	20" Modular Children's Bench, Inward Taper Overall: 20.5" W x 18" D x 14" H Seat: 20.5" W x 18" D COM: 2.5 yds. COL: 50 sq. ft. 14 lbs. TB 133: \$63	656	711	758	810	858	910	957	1,013	1,343	1,488
1348-J 	28" Modular Children's Bench, Inward Taper Overall: 28.5" W x 25" D x 14" H Seat: 28.5" W x 25" D COM: 2.75 yds. COL: 55 sq. ft. 20 lbs. TB 133: \$75	805	866	918	976	1,028	1,085	1,137	1,198	1,562	1,721
XXXX-J-CW	Contrasting Welt COM: 1 yd. COL: n/a	39	61	80	101	120	141	160	182	n/a	n/a

Options

- MB01 Moisture Barrier (seat only) \$52
- NS02C Non-Skid Glides \$42


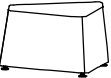


- Triangular-shaped children's benches available in two widths: 20" and 28".
- Benches taper inward or outward to adjoin with each other fluidly.
- Fully upholstered seat and side panels with horizontal and vertical welt detailing.
- For maximum visual appeal, optional contrasting welt is recommended. Please see below for yardage requirements and pricing.
- 500 lb. weight capacity.
- Please refer to page 156 for two-tone upholstery examples and yardage requirements.
- Accompanying adult modular benches, modular tables, pull-up tables and occasional tables also offered.
- All dimensions are nominal.

Ordering Procedures:

- Specify model number, seat upholstery, side panel upholstery and welt upholstery.
- List option model number after appropriate seating model number (e.g. 1341-J-NS02C).

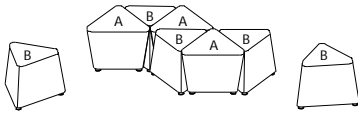


Model	Description	COM				COL				EL-1 Forte Leather	EL-2 Balboa Leather
		1	2	3	4	5	6	7	8		
1341-J 	20" Modular Children's Bench, Outward Taper Overall: 20.5" W x 18" D x 14" H Seat: 17" W x 15" D COM: 2.5 yds. COL: 50 sq. ft. 14 lbs. TB 133: \$63	656	711	758	810	858	910	957	1,013	1,343	1,488
1349-J 	28" Modular Children's Bench, Outward Taper Overall: 28.5" W x 25" D x 14" H Seat: 24.5" W x 21.75" D COM: 2.75 yds. COL: 55 sq. ft. 20 lbs. TB 133: \$75	805	866	918	976	1,028	1,085	1,137	1,198	1,562	1,721
XXXX-J-CW	Contrasting Welt COM: 1 yd. COL: n/a	39	61	80	101	120	141	160	182	n/a	n/a

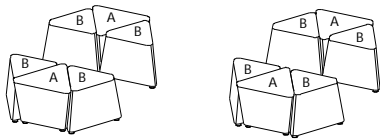
Options

- MB01 Moisture Barrier (seat only) \$52
- NS02C Non-Skid Glides \$42

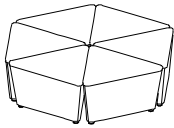
Particles Junior Series - Configuration Examples



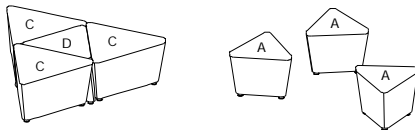
<u>Qty</u>	<u>Model #</u>	<u>Description</u>	<u>COM List</u>	<u>Key</u>
3	1340-J	20" Modular Bench, Inward Taper (\$656 List each)	\$1,968	A
5	1341-J	20" Modular Bench, Outward Taper (\$656 List each)	\$3,280 \$5,248	B



<u>Qty</u>	<u>Model #</u>	<u>Description</u>	<u>COM List</u>	<u>Key</u>
4	1340-J	20" Modular Bench, Inward Taper (\$656 List each)	\$2,624	A
8	1341-J	20" Modular Bench, Outward Taper (\$656 List each)	\$5,248 \$7,872	B



<u>Qty</u>	<u>Model #</u>	<u>Description</u>	<u>COM List</u>	<u>Key</u>
6	1348-J	28" Modular Bench, Inward Taper (\$805 List each)	\$4,830	n/a



<u>Qty</u>	<u>Model #</u>	<u>Description</u>	<u>COM List</u>	<u>Key</u>
3	1340-J	20" Modular Bench, Inward Taper (\$656 List each)	\$1,968	A
3	1348-J	28" Modular Bench, Inward Taper (\$805 List each)	\$2,415	C
1	1349-J	28" Modular Bench, Outward Taper	\$805 \$5,188	D

Upholstery Combinations:

For fabric, vinyl or leather upholstery combinations, pricing will be calculated as follows:

- When combining two COM, COV or COL fabrics, or two fabrics of the same grade, a \$45 List upcharge per unit will be applied.
- When combining two different grades of fabrics, price will be based on the highest grade specified.
- Two-tone upholstery examples and yardage requirements for the most common combinations are listed below. Additional combinations available, please contact customer service for yardage requirements and pricing.

Yardage Requirements:

- Yardage amounts are based on fabric which is plain (i.e. non-directional) and a full 54" wide.
- Note: when ordering multiple units with two-tone upholstery, the total yardage requirements may be reduced. Please contact Customer Service for verification.

Appropriate upholstery code must be included on order.



Code PJ1

Model [COM Requirement](#)

1340-J Seat Cushion Only = 1.25 yds.
Side Panels & Welt = 2 yds.



Code PJ2

Model [COM Requirement](#)

1341-J Seat Cushion Only = 1.25 yds.
Side Panels & Welt = 2 yds.



Code PJ3

Model [COM Requirement](#)

1348-J Seat Cushion Only = 1.25 yds.
Side Panels & Welt = 2 yds.



Code PJ4

Model [COM Requirement](#)

1349-J Seat Cushion Only = 1.25 yds.
Side Panels & Welt = 2 yds.



Code PJ5

Model [COM Requirement](#)

1340-J Seat Cushion & Welt = 2 yds.
Side Panels Only = 1.75 yds.



Code PJ6

Model [COM Requirement](#)

1341-J Seat Cushion & Welt = 2 yds.
Side Panels Only = 1.75 yds.



Code PJ7

Model [COM Requirement](#)

1348-J Seat Cushion & Welt = 2 yds.
Side Panels Only = 1.75 yds.



Code PJ8

Model [COM Requirement](#)

1349-J Seat Cushion & Welt = 2 yds.
Side Panels Only = 1.75 yds.