

Notion Series

- Armless, adjustable t-arm and signature fixed aluminum arm models.
- Adjustable t-arm features 3" arm height travel as standard.
- Fixed aluminum arm available with Beech wood or black urethane arm caps.
- Beech wood arm caps available in seven finishes. Please refer to standard finish card.
- Fixed aluminum arm features #92 Polished Aluminum finish as standard.
- #82 Graphite and #90 Metallic Silver finishes also available at no upcharge, please specify.
- 2½" back height adjustment.





- Two base options: black nylon and polished aluminum.
- 300 lb. weight capacity.
- All dimensions are nominal.

Ordering Procedures:

- Specify model number, arm cap finish (as applicable), base finish and upholstery selection.
- List option model number after appropriate seating model number (e.g. 4243-L-C02).



Task intensive mechanism. Refer to pages 13-15 for mechanism guide.

Model	Description	Base Finish	COM				COL				EL-1 Forte Leather	EL-2 Balboa Leather
			1	2	3	4	5	6	7	8		
4241-L 	Low Back, Armless 20" W x 23.5" D x 33.5" - 37.5" H Seat: 20" W x 18.5" D Seat Ht: 17" - 21" Back: 19.5" W x 19" - 21.5" H COM: 1.5 yds. COL: 30 sq. ft. 48 lbs. TB 133: \$75	Black Nylon	882	915	943	975	1,003	1,035	1,063	1,096	1,294	1,381
		Polished Aluminum	961	994	1,022	1,054	1,082	1,114	1,142	1,175	1,373	1,460
4243-L 	Low Back, Adjustable T-Arms 26" W x 23.5" D x 33.5" - 37.5" H Seat: 20" W x 18.5" D Seat Ht: 17" - 21" Back: 19.5" W x 19" - 21.5" H COM: 1.5 yds. COL: 30 sq. ft. 50 lbs. TB 133: n/a	Black Nylon	949	982	1,010	1,042	1,070	1,102	1,130	1,163	1,361	1,448
		Polished Aluminum	1,028	1,061	1,089	1,121	1,149	1,181	1,209	1,242	1,440	1,527
4244-L-U 	Low Back, Fixed Aluminum Arms, Black Urethane Arm Caps 24.5" W x 23.5" D x 33.5" - 37.5" H Seat: 20" W x 18.5" D Seat Ht: 17" - 21" Back: 19.5" W x 19" - 21.5" H COM: 1.5 yds. COL: 30 sq. ft. 50 lbs. TB 133: \$75	Black Nylon	1,062	1,095	1,123	1,155	1,183	1,215	1,243	1,276	1,474	1,561
		Polished Aluminum	1,141	1,174	1,202	1,234	1,262	1,294	1,322	1,355	1,553	1,640
4244-L-W 	Low Back, Fixed Aluminum Arms, Beech Wood Arm Caps 24.5" W x 23.5" D x 33.5" - 37.5" H Seat: 20" W x 18.5" D Seat Ht: 17" - 21" Back: 19.5" W x 19" - 21.5" H COM: 1.5 yds. COL: 30 sq. ft. 50 lbs. TB 133: \$75	Black Nylon	1,144	1,177	1,205	1,237	1,265	1,297	1,325	1,358	1,556	1,643
		Polished Aluminum	1,223	1,256	1,284	1,316	1,344	1,376	1,404	1,437	1,635	1,722

Options

-Q01	Quadrant Stitching	\$125
-GD02	Glides	\$26
-C02	Soft Tread Casters	\$26
-J01	Jury Base (black only)	\$150

Notion Series

- Armless, adjustable t-arm and signature fixed aluminum arm models.
- Adjustable t-arm features 3" arm height travel as standard.
- Fixed aluminum arm available with Beech wood or black urethane arm caps.
- Beech wood arm caps available in seven finishes. Please refer to standard finish card.
- Fixed aluminum arm features #92 Polished Aluminum finish as standard.
- #82 Graphite and #90 Metallic Silver finishes also available at no upcharge, please specify.
- 2½" back height adjustment.





- Two base options: black nylon and polished aluminum.
- 300 lb. weight capacity.
- All dimensions are nominal.

Ordering Procedures:

- Specify model number, arm cap finish (as applicable), base finish and upholstery selection.
- List option model number after appropriate seating model number (e.g. 4253-L-C02).



**Swivel-tilt with tilt lock mechanism.
Refer to pages 13-15 for mechanism
guide.**

Model	Description	Base Finish	COM				COL				EL-1 Forte Leather	EL-2 Balboa Leather
			1	2	3	4	5	6	7	8		
4251-L 	Low Back, Armless 20" W x 23.5" D x 33.5" - 37.5" H Seat: 20" W x 18.5" D Seat Ht: 17" - 21" Back: 19.5" W x 19" - 21.5" H COM: 1.5 yds. COL: 30 sq. ft. 40 lbs. TB 133: \$75	Black Nylon	829	862	890	922	950	982	1,010	1,043	1,241	1,328
		Polished Aluminum	908	941	969	1,001	1,029	1,061	1,089	1,122	1,320	1,407
4253-L 	Low Back, Adjustable T-Arms 26" W x 23.5" D x 33.5" - 37.5" H Seat: 20" W x 18.5" D Seat Ht: 17" - 21" Back: 19.5" W x 19" - 21.5" H COM: 1.5 yds. COL: 30 sq. ft. 42 lbs. TB 133: n/a	Black Nylon	894	927	955	987	1,015	1,047	1,075	1,108	1,306	1,393
		Polished Aluminum	973	1,006	1,034	1,066	1,094	1,126	1,154	1,187	1,385	1,472
4254-L-U 	Low Back, Fixed Aluminum Arms, Black Urethane Arm Caps 24.5" W x 23.5" D x 33.5" - 37.5" H Seat: 20" W x 18.5" D Seat Ht: 17" - 21" Back: 19.5" W x 19" - 21.5" H COM: 1.5 yds. COL: 30 sq. ft. 42 lbs. TB 133: \$75	Black Nylon	1,008	1,041	1,069	1,101	1,129	1,161	1,189	1,222	1,420	1,507
		Polished Aluminum	1,087	1,120	1,148	1,180	1,208	1,240	1,268	1,301	1,499	1,586
4254-L-W 	Low Back, Fixed Aluminum Arms, Beech Wood Arm Caps 24.5" W x 23.5" D x 33.5" - 37.5" H Seat: 20" W x 18.5" D Seat Ht: 17" - 21" Back: 19.5" W x 19" - 21.5" H COM: 1.5 yds. COL: 30 sq. ft. 42 lbs. TB 133: \$75	Black Nylon	1,090	1,123	1,151	1,183	1,211	1,243	1,271	1,304	1,502	1,589
		Polished Aluminum	1,169	1,202	1,230	1,262	1,290	1,322	1,350	1,383	1,581	1,668

Options

-Q01	Quadrant Stitching	\$125
-GD02	Glides	\$26
-C02	Soft Tread Casters	\$26
-J01	Jury Base (black only)	\$150

Notion Series

- Armless, adjustable t-arm and signature fixed aluminum arm models.
- Adjustable t-arm features 3" arm height travel as standard.
- Fixed aluminum arm available with Beech wood or black urethane arm caps.
- Beech wood arm caps available in seven finishes. Please refer to standard finish card.
- Fixed aluminum arm features #92 Polished Aluminum finish as standard.
- #82 Graphite and #90 Metallic Silver finishes also available at no upcharge, please specify.
- Fixed back height.





- Two base options: black nylon and polished aluminum.
- 300 lb. weight capacity.
- All dimensions are nominal.

Ordering Procedures:

- Specify model number, arm cap finish (as applicable), base finish and upholstery selection.
- List option model number after appropriate seating model number (e.g. 4253-M-C02).



Swivel-tilt with tilt lock mechanism.
Refer to pages 13-15 for mechanism guide.

Model	Description	Base Finish	COM				COL				EL-1 Forte Leather	EL-2 Balboa Leather
			1	2	3	4	5	6	7	8		
 4251-M Mid-Back, Armless 20" W x 23.5" D x 40" - 44" H Seat: 20" W x 18.5" D Seat Ht: 17" - 21" Back: 20" W x 24" H COM: 1.75 yds. COL: 35 sq. ft. 41 lbs. TB 133: \$88	Black Nylon	852	891	924	961	994	1,031	1,064	1,102	1,334	1,435	
	Polished Aluminum	931	970	1,003	1,040	1,073	1,110	1,143	1,181	1,413	1,514	
 4253-M Mid-Back, Adjustable T-Arms 26" W x 23.5" D x 40" - 44" H Seat: 20" W x 18.5" D Seat Ht: 17" - 21" Back: 20" W x 24" H COM: 1.75 yds. COL: 35 sq. ft. 43 lbs. TB 133: n/a	Black Nylon	915	954	987	1,024	1,057	1,094	1,127	1,165	1,397	1,498	
	Polished Aluminum	994	1,033	1,066	1,103	1,136	1,173	1,206	1,244	1,476	1,577	
 4254-M-U Mid-Back, Fixed Aluminum Arms, Black Urethane Arm Caps 24.5" W x 23.5" D x 40" - 44" H Seat: 20" W x 18.5" D Seat Ht: 17" - 21" Back: 20" W x 24" H COM: 1.75 yds. COL: 35 sq. ft. 43 lbs. TB 133: \$88	Black Nylon	1,029	1,068	1,101	1,138	1,171	1,208	1,241	1,279	1,511	1,612	
	Polished Aluminum	1,108	1,147	1,180	1,217	1,250	1,287	1,320	1,358	1,590	1,691	
 4254-M-W Mid-Back, Fixed Aluminum Arms, Beech Wood Arm Caps 24.5" W x 23.5" D x 40" - 44" H Seat: 20" W x 18.5" D Seat Ht: 17" - 21" Back: 20" W x 24" H COM: 1.75 yds. COL: 31.5 sq. ft. 43 lbs. TB 133: \$88	Black Nylon	1,111	1,150	1,183	1,220	1,253	1,290	1,323	1,361	1,593	1,694	
	Polished Aluminum	1,190	1,229	1,262	1,299	1,332	1,369	1,402	1,440	1,672	1,773	

Options

-Q01	Quadrant Stitching	\$125
-GD02	Glides	\$26
-C02	Soft Tread Casters	\$26
-J01	Jury Base (black only)	\$150

Notion Series

- Armless, adjustable t-arm and signature fixed aluminum arm models.
- Adjustable t-arm features 3" arm height travel as standard.
- Fixed aluminum arm available with Beech wood or black urethane arm caps.
- Beech wood arm caps available in seven finishes. Please refer to standard finish card.
- Fixed aluminum arm features #92 Polished Aluminum finish as standard.
- #82 Graphite and #90 Metallic Silver finishes also available at no upcharge, please specify.
- Fixed back height.





- Two base options: black nylon and polished aluminum.
- 300 lb. weight capacity.
- All dimensions are nominal.

Ordering Procedures:

- Specify model number, arm cap finish (as applicable), base finish and upholstery selection.
- List option model number after appropriate seating model number (e.g. 4253-H-C02).



Swivel-tilt with tilt lock mechanism.
Refer to pages 13-15 for mechanism guide.

Model	Description	Base Finish	COM				COL				EL-1 Forte Leather	EL-2 Balboa Leather
			1	2	3	4	5	6	7	8		
4251-H 	High Back, Armless 20" W x 23.5" D x 46" - 50" H Seat: 20" W x 18.5" D Seat Ht: 17" - 21" Back: 20" W x 30" H COM: 2 yds. COL: 40 sq. ft. 42 lbs. TB 133: \$100	Black Nylon	882	926	964	1,006	1,044	1,086	1,124	1,168	1,432	1,548
		Polished Aluminum	961	1,005	1,043	1,085	1,123	1,165	1,203	1,247	1,511	1,627
4253-H 	High Back, Adjustable T-Arms 26" W x 23.5" D x 46" - 50" H Seat: 20" W x 18.5" D Seat Ht: 17" - 21" Back: 20" W x 30" H COM: 2 yds. COL: 40 sq. ft. 44 lbs. TB 133: n/a	Black Nylon	948	992	1,030	1,072	1,110	1,152	1,190	1,234	1,498	1,614
		Polished Aluminum	1,027	1,071	1,109	1,151	1,189	1,231	1,269	1,313	1,577	1,693
4254-H-U 	High Back, Fixed Aluminum Arms, Black Urethane Arm Caps 24.5" W x 23.5" D x 46" - 50" H Seat: 20" W x 18.5" D Seat Ht: 17" - 21" Back: 20" W x 30" H COM: 2 yds. COL: 40 sq. ft. 44 lbs. TB 133: \$100	Black Nylon	1,061	1,105	1,143	1,185	1,223	1,265	1,303	1,347	1,611	1,727
		Polished Aluminum	1,140	1,184	1,222	1,264	1,302	1,344	1,382	1,426	1,690	1,806
4254-H-W 	High Back, Fixed Aluminum Arms, Beech Wood Arm Caps 24.5" W x 23.5" D x 46" - 50" H Seat: 20" W x 18.5" D Seat Ht: 17" - 21" Back: 20" W x 30" H COM: 2 yds. COL: 40 sq. ft. 44 lbs. TB 133: \$100	Black Nylon	1,143	1,187	1,225	1,267	1,305	1,347	1,385	1,429	1,693	1,809
		Polished Aluminum	1,222	1,266	1,304	1,346	1,384	1,426	1,464	1,508	1,772	1,888

Options

-Q01	Quadrant Stitching	\$125
-GD02	Glides	\$26
-C02	Soft Tread Casters	\$26
-J01	Jury Base (black only)	\$150



- Armless, adjustable t-arm and signature fixed aluminum arm models.
- Adjustable t-arm features 3" arm height travel as standard.
- Fixed aluminum arm available with Beech wood or black urethane arm caps.
- Beech wood arm caps available in seven finishes. Please refer to standard finish card.
- Fixed aluminum arm features #92 Polished Aluminum finish as standard.
- #82 Graphite and #90 Metallic Silver finishes also available at no upcharge, please specify.
- 2½" back height adjustment.





- 8" stool travel.
- Two base options: black nylon and polished aluminum.
- 300 lb. weight capacity.
- All dimensions are nominal.

Ordering Procedures:

- Specify model number, arm cap finish (as applicable), base finish and upholstery selection.
- List option model number after appropriate seating model number (e.g. 4261-L-C02).



Multi-lever mechanism. Refer to pages 13-15 for mechanism guide.

Model	Description	Base Finish	COM				COL				EL-1 Forte Leather	EL-2 Balboa Leather
			1	2	3	4	5	6	7	8		
 4261-L Low Back Stool, Armless 20" W x 23.5" D x 38.5" - 45" H Seat: 20" W x 18.5" D Seat Ht: 22" - 30" Back: 19.5" W x 19" - 21.5" H COM: 1.5 yds. COL: 30 sq. ft. 43 lbs. TB 133: \$75	Black Nylon	969	1,002	1,030	1,062	1,090	1,122	1,150	1,183	1,381	1,468	
	Polished Aluminum	1,048	1,081	1,109	1,141	1,169	1,201	1,229	1,262	1,460	1,547	
 4263-L Low Back Stool, Adjustable T-Arms 26" W x 23.5" D x 38.5" - 45" H Seat: 20" W x 18.5" D Seat Ht: 22" - 30" Back: 19.5" W x 19" - 21.5" H COM: 1.5 yds. COL: 30 sq. ft. 45 lbs. TB 133: n/a	Black Nylon	1,036	1,069	1,097	1,129	1,157	1,189	1,217	1,250	1,448	1,535	
	Polished Aluminum	1,115	1,148	1,176	1,208	1,236	1,268	1,296	1,329	1,527	1,614	
 4264-L-U Low Back Stool, Fixed Aluminum Arms, Black Urethane Arm Caps 24.5" W x 23.5" D x 38.5" - 45" H Seat: 20" W x 18.5" D Seat Ht: 22" - 30" Back: 19.5" W x 19" - 21.5" H COM: 1.5 yds. COL: 30 sq. ft. 45 lbs. TB 133: \$75	Black Nylon	1,149	1,182	1,210	1,242	1,270	1,302	1,330	1,363	1,561	1,648	
	Polished Aluminum	1,228	1,261	1,289	1,321	1,349	1,381	1,409	1,442	1,640	1,727	
 4264-L-W Low Back Stool, Fixed Aluminum Arms, Beech Wood Arm Caps 24.5" W x 23.5" D x 38.5" - 45" H Seat: 20" W x 18.5" D Seat Ht: 22" - 30" Back: 19.5" W x 19" - 21.5" H COM: 1.5 yds. COL: 30 sq. ft. 45 lbs. TB 133: \$75	Black Nylon	1,231	1,264	1,292	1,324	1,352	1,384	1,412	1,445	1,643	1,730	
	Polished Aluminum	1,310	1,343	1,371	1,403	1,431	1,463	1,491	1,524	1,722	1,809	

Options

- Q01 Quadrant Stitching \$125
- GD02 Glides \$26
- C02 Soft Tread Casters \$26

Notion Series

- Armless, adjustable t-arm and signature fixed aluminum arm models.
- Adjustable t-arm features 3" arm height travel as standard.
- Fixed aluminum arm available with Beech wood or black urethane arm caps.
- Beech wood arm caps available in seven finishes. Please refer to standard finish card.
- Fixed aluminum arm features #92 Polished Aluminum finish as standard.
- #82 Graphite and #90 Metallic Silver finishes also available at no upcharge, please specify.
- Fixed back height.





- Two base options: black nylon and polished aluminum.
- 300 lb. weight capacity.
- All dimensions are nominal.

Ordering Procedures:

- Specify model number, arm cap finish (as applicable), base finish and upholstery selection.
- List option model number after appropriate seating model number (e.g. 4281-M-C02).



Synchro knee-tilt mechanism. Refer to pages 13-15 for mechanism guide.

Model	Description	Base Finish	COM				COL				EL-1 Forte Leather	EL-2 Balboa Leather
			1	2	3	4	5	6	7	8		
 4281-M Mid-Back, Armless 20" W x 23.5" D x 40" - 43" H Seat: 20" W x 18.5" D Seat Ht: 17" - 20" Back: 20" W x 24" H COM: 1.75 yds. COL: 35 sq. ft. 48 lbs. TB 133: \$88	Black Nylon	1,031	1,070	1,103	1,140	1,173	1,210	1,243	1,281	1,513	1,614	
	Polished Aluminum	1,110	1,149	1,182	1,219	1,252	1,289	1,322	1,360	1,592	1,693	
 4283-M Mid-Back, Adjustable T-Arms 26" W x 23.5" D x 40" - 43" H Seat: 20" W x 18.5" D Seat Ht: 17" - 20" Back: 20" W x 24" H COM: 1.75 yds. COL: 35 sq. ft. 50 lbs. TB 133: n/a	Black Nylon	1,096	1,135	1,168	1,205	1,238	1,275	1,308	1,346	1,578	1,679	
	Polished Aluminum	1,175	1,214	1,247	1,284	1,317	1,354	1,387	1,425	1,657	1,758	
 4284-M-U Mid-Back, Fixed Aluminum Arms, Black Urethane Arm Caps 24.5" W x 23.5" D x 40" - 43" H Seat: 20" W x 18.5" D Seat Ht: 17" - 20" Back: 20" W x 24" H COM: 1.75 yds. COL: 35 sq. ft. 50 lbs. TB 133: \$88	Black Nylon	1,211	1,250	1,283	1,320	1,353	1,390	1,423	1,461	1,693	1,794	
	Polished Aluminum	1,290	1,329	1,362	1,399	1,432	1,469	1,502	1,540	1,772	1,873	
 4284-M-W Mid-Back, Fixed Aluminum Arms, Beech Wood Arm Caps 24.5" W x 23.5" D x 40" - 43" H Seat: 20" W x 18.5" D Seat Ht: 17" - 20" Back: 20" W x 24" H COM: 1.75 yds. COL: 35 sq. ft. 50 lbs. TB 133: \$88	Black Nylon	1,293	1,332	1,365	1,402	1,435	1,472	1,505	1,543	1,775	1,876	
	Polished Aluminum	1,372	1,411	1,444	1,481	1,514	1,551	1,584	1,622	1,854	1,955	

Options

-Q01	Quadrant Stitching	\$125
-GD02	Glides	\$26
-C02	Soft Tread Casters	\$26
-J01	Jury Base (black only)	\$150

Notion Series



- Armless, adjustable t-arm and signature fixed aluminum arm models.
- Adjustable t-arm features 3" arm height travel as standard.
- Fixed aluminum arm available with Beech wood or black urethane arm caps.
- Beech wood arm caps available in seven finishes. Please refer to standard finish card.
- Fixed aluminum arm features #92 Polished Aluminum finish as standard.
- #82 Graphite and #90 Metallic Silver finishes also available at no upcharge, please specify.
- Fixed back height.





- Two base options: black nylon and polished aluminum.
- 300 lb. weight capacity.
- All dimensions are nominal.

Ordering Procedures:

- Specify model number, arm cap finish (as applicable), base finish and upholstery selection.
- List option model number after appropriate seating model number (e.g. 4283-H-C02).



Synchro knee-tilt mechanism. Refer to pages 13-15 for mechanism guide.

Model	Description	Base Finish	COM				COL				EL-1 Forte Leather	EL-2 Balboa Leather
			1	2	3	4	5	6	7	8		
 4281-H High Back, Armless 20" W x 23.5" D x 46" - 49" H Seat: 20" W x 18.5" D Seat Ht: 17" - 20" Back: 20" W x 30" H COM: 2 yds. COL: 40 sq. ft. 49 lbs. TB 133: \$100	Black Nylon	1,060	1,104	1,142	1,184	1,222	1,264	1,302	1,346	1,610	1,726	
	Polished Aluminum	1,139	1,183	1,221	1,263	1,301	1,343	1,381	1,425	1,689	1,805	
 4283-H High Back, Adjustable T-Arms 26" W x 23.5" D x 46" - 49" H Seat: 20" W x 18.5" D Seat Ht: 17" - 20" Back: 20" W x 30" H COM: 2 yds. COL: 40 sq. ft. 51 lbs. TB 133: n/a	Black Nylon	1,127	1,171	1,209	1,251	1,289	1,331	1,369	1,413	1,677	1,793	
	Polished Aluminum	1,206	1,250	1,288	1,330	1,368	1,410	1,448	1,492	1,756	1,872	
 4284-H-U High Back, Fixed Aluminum Arms, Black Urethane Arm Caps 24.5" W x 23.5" D x 46" - 49" H Seat: 20" W x 18.5" D Seat Ht: 17" - 20" Back: 20" W x 30" H COM: 2 yds. COL: 40 sq. ft. 51 lbs. TB 133: \$100	Black Nylon	1,241	1,285	1,323	1,365	1,403	1,445	1,483	1,527	1,791	1,907	
	Polished Aluminum	1,320	1,364	1,402	1,444	1,482	1,524	1,562	1,606	1,870	1,986	
 4284-H-W High Back, Fixed Aluminum Arms, Beech Wood Arm Caps 24.5" W x 23.5" D x 46" - 49" H Seat: 20" W x 18.5" D Seat Ht: 17" - 20" Back: 20" W x 30" H COM: 2 yds. COL: 40 sq. ft. 51 lbs. TB 133: \$100	Black Nylon	1,323	1,367	1,405	1,447	1,485	1,527	1,565	1,609	1,873	1,989	
	Polished Aluminum	1,402	1,446	1,484	1,526	1,564	1,606	1,644	1,688	1,952	2,068	

Options

-Q01	Quadrant Stitching	\$125
-GD02	Glides	\$26
-C02	Soft Tread Casters	\$26
-J01	Jury Base (black only)	\$150

Notion Series



- Armless, adjustable t-arm and signature fixed aluminum arm models.
- Adjustable t-arm features 3" arm height travel as standard.
- Fixed aluminum arm available with Beech wood or black urethane arm caps.
- Beech wood arm caps available in seven finishes. Please refer to standard finish card.
- Fixed aluminum arm features #92 Polished Aluminum finish as standard.
- #82 Graphite and #90 Metallic Silver finishes also available at no upcharge, please specify.
- 2½" back height adjustment.





- Two base options: black nylon and polished aluminum.
- 300 lb. weight capacity.
- All dimensions are nominal.

Ordering Procedures:

- Specify model number, arm cap finish (as applicable), base finish and upholstery selection.
- List option model number after appropriate seating model number (e.g. 4291-L-C02).



Synchro-tilt mechanism. Refer to pages 13-15 for mechanism guide.

Model	Description	Base Finish	COM				COL				EL-1 Forte Leather	EL-2 Balboa Leather
			1	2	3	4	5	6	7	8		
4291-L 	Low Back, Armless 20" W x 23.5" D x 33.5" - 37.5" H Seat: 20" W x 18.5" D Seat Ht: 17" - 21" Back: 19.5" W x 19" - 21.5" H COM: 1.5 yds. COL: 30 sq. ft. 43 lbs. TB 133: \$75	Black Nylon	875	908	936	968	996	1,028	1,056	1,089	1,287	1,374
		Polished Aluminum	954	987	1,015	1,047	1,075	1,107	1,135	1,168	1,366	1,453
4293-L 	Low Back, Adjustable T-Arms 26" W x 23.5" D x 33.5" - 37.5" H Seat: 20" W x 18.5" D Seat Ht: 17" - 21" Back: 19.5" W x 19" - 21.5" H COM: 1.5 yds. COL: 30 sq. ft. 45 lbs. TB 133: n/a	Black Nylon	940	973	1,001	1,033	1,061	1,093	1,121	1,154	1,352	1,439
		Polished Aluminum	1,019	1,052	1,080	1,112	1,140	1,172	1,200	1,233	1,431	1,518
4294-L-U 	Low Back, Fixed Aluminum Arms, Black Urethane Arm Caps 24.5" W x 23.5" D x 33.5" - 37.5" H Seat: 20" W x 18.5" D Seat Ht: 17" - 21" Back: 19.5" W x 19" - 21.5" H COM: 1.5 yds. COL: 30 sq. ft. 45 lbs. TB 133: \$75	Black Nylon	1,054	1,087	1,115	1,147	1,175	1,207	1,235	1,268	1,466	1,553
		Polished Aluminum	1,133	1,166	1,194	1,226	1,254	1,286	1,314	1,347	1,545	1,632
4294-L-W 	Low Back, Fixed Aluminum Arms, Beech Wood Arm Caps 24.5" W x 23.5" D x 33.5" - 37.5" H Seat: 20" W x 18.5" D Seat Ht: 17" - 21" Back: 19.5" W x 19" - 21.5" H COM: 1.5 yds. COL: 30 sq. ft. 45 lbs. TB 133: \$75	Black Nylon	1,136	1,169	1,197	1,229	1,257	1,289	1,317	1,350	1,548	1,635
		Polished Aluminum	1,215	1,248	1,276	1,308	1,336	1,368	1,396	1,429	1,627	1,714

Options

-Q01	Quadrant Stitching	\$125
-GD02	Glides	\$26
-C02	Soft Tread Casters	\$26
-J01	Jury Base (black only)	\$150

Notion Series

- Armless, adjustable t-arm and signature fixed aluminum arm models.
- Adjustable t-arm features 3" arm height travel as standard.
- Fixed aluminum arm available with Beech wood or black urethane arm caps.
- Beech wood arm caps available in seven finishes. Please refer to standard finish card.
- Fixed aluminum arm features #92 Polished Aluminum finish as standard.
- #82 Graphite and #90 Metallic Silver finishes also available at no upcharge, please specify.
- Fixed back height.





- Two base options: black nylon and polished aluminum.
- 300 lb. weight capacity.
- All dimensions are nominal.

Ordering Procedures:

- Specify model number, arm cap finish (as applicable), base finish and upholstery selection.
- List option model number after appropriate seating model number (e.g. 4291-M-C02).



Synchro-tilt mechanism. Refer to pages 13-15 for mechanism guide.

Model	Description	Base Finish	COM				COL				EL-1 Forte Leather	EL-2 Balboa Leather
			1	2	3	4	5	6	7	8		
 4291-M Mid-Back, Armless 20" W x 23.5" D x 40" - 44" H Seat: 20" W x 18.5" D Seat Ht: 17" - 21" Back: 20" W x 24" H COM: 1.75 yds. COL: 35 sq. ft. 44 lbs. TB 133: \$88	Black Nylon	900	939	972	1,009	1,042	1,079	1,112	1,150	1,382	1,483	
	Polished Aluminum	979	1,018	1,051	1,088	1,121	1,158	1,191	1,229	1,461	1,562	
 4293-M Mid-Back, Adjustable T-Arms 26" W x 23.5" D x 40" - 44" H Seat: 20" W x 18.5" D Seat Ht: 17" - 21" Back: 20" W x 24" H COM: 1.75 yds. COL: 35 sq. ft. 46 lbs. TB 133: n/a	Black Nylon	962	1,001	1,034	1,071	1,104	1,141	1,174	1,212	1,444	1,545	
	Polished Aluminum	1,041	1,080	1,113	1,150	1,183	1,220	1,253	1,291	1,523	1,624	
 4294-M-U Mid-Back, Fixed Aluminum Arms, Black Urethane Arm Caps 24.5" W x 23.5" D x 40" - 44" H Seat: 20" W x 18.5" D Seat Ht: 17" - 21" Back: 20" W x 24" H COM: 1.75 yds. COL: 35 sq. ft. 46 lbs. TB 133: \$88	Black Nylon	1,075	1,114	1,147	1,184	1,217	1,254	1,287	1,325	1,557	1,658	
	Polished Aluminum	1,154	1,193	1,226	1,263	1,296	1,333	1,366	1,404	1,636	1,737	
 4294-M-W Mid-Back, Fixed Aluminum Arms, Beech Wood Arm Caps 24.5" W x 23.5" D x 40" - 44" H Seat: 20" W x 18.5" D Seat Ht: 17" - 21" Back: 20" W x 24" H COM: 1.75 yds. COL: 35 sq. ft. 46 lbs. TB 133: \$88	Black Nylon	1,157	1,196	1,229	1,266	1,299	1,336	1,369	1,407	1,639	1,740	
	Polished Aluminum	1,236	1,275	1,308	1,345	1,378	1,415	1,448	1,486	1,718	1,819	

Options

-Q01	Quadrant Stitching	\$125
-GD02	Glides	\$26
-C02	Soft Tread Casters	\$26
-J01	Jury Base (black only)	\$150

Notion Series

- Armless, adjustable t-arm and signature fixed aluminum arm models.
- Adjustable t-arm features 3" arm height travel as standard.
- Fixed aluminum arm available with Beech wood or black urethane arm caps.
- Beech wood arm caps available in seven finishes. Please refer to standard finish card.
- Fixed aluminum arm features #92 Polished Aluminum finish as standard.
- #82 Graphite and #90 Metallic Silver finishes also available at no upcharge, please specify.
- Fixed back height.





- Two base options: black nylon and polished aluminum.
- 300 lb. weight capacity.
- All dimensions are nominal.

Ordering Procedures:

- Specify model number, arm cap finish (as applicable), base finish and upholstery selection.
- List option model number after appropriate seating model number (e.g. 4291-H-C02).



Synchro-tilt mechanism. Refer to pages 13-15 for mechanism guide.

Model	Description	Base Finish	COM				COL				EL-1 Forte Leather	EL-2 Balboa Leather
			1	2	3	4	5	6	7	8		
 4291-H High Back, Armless 20" W x 23.5" D x 46" - 50" H Seat: 20" W x 18.5" D Seat Ht: 17" - 21" Back: 20" W x 30" H COM: 2 yds. COL: 40 sq. ft. 45 lbs. TB 133: \$100	Black Nylon	933	977	1,015	1,057	1,095	1,137	1,175	1,219	1,483	1,599	
	Polished Aluminum	1,012	1,056	1,094	1,136	1,174	1,216	1,254	1,298	1,562	1,678	
 4293-H High Back, Adjustable T-Arms 26" W x 23.5" D x 46" - 50" H Seat: 20" W x 18.5" D Seat Ht: 17" - 21" Back: 20" W x 30" H COM: 2 yds. COL: 40 sq. ft. 47 lbs. TB 133: n/a	Black Nylon	997	1,041	1,079	1,121	1,159	1,201	1,239	1,283	1,547	1,663	
	Polished Aluminum	1,076	1,120	1,158	1,200	1,238	1,280	1,318	1,362	1,626	1,742	
 4294-H-U High Back, Fixed Aluminum Arms, Black Urethane Arm Caps 24.5" W x 23.5" D x 46" - 50" H Seat: 20" W x 18.5" D Seat Ht: 17" - 21" Back: 20" W x 30" H COM: 2 yds. COL: 40 sq. ft. 47 lbs. TB 133: \$100	Black Nylon	1,111	1,155	1,193	1,235	1,273	1,315	1,353	1,397	1,661	1,777	
	Polished Aluminum	1,190	1,234	1,272	1,314	1,352	1,394	1,432	1,476	1,740	1,856	
 4294-H-W High Back, Fixed Aluminum Arms, Beech Wood Arm Caps 24.5" W x 23.5" D x 46" - 50" H Seat: 20" W x 18.5" D Seat Ht: 17" - 21" Back: 20" W x 30" H COM: 2 yds. COL: 40 sq. ft. 47 lbs. TB 133: \$100	Black Nylon	1,193	1,237	1,275	1,317	1,355	1,397	1,435	1,479	1,743	1,859	
	Polished Aluminum	1,272	1,316	1,354	1,396	1,434	1,476	1,514	1,558	1,822	1,938	

Options

-Q01	Quadrant Stitching	\$125
-GD02	Glides	\$26
-C02	Soft Tread Casters	\$26
-J01	Jury Base (black only)	\$150