

Memento Executive Series - Upholstered Back



- Fully upholstered seat and back.
- Armless, adjustable t-arm and polished aluminum cantilever arm models.
- Polished aluminum cantilever arm features black soft-touch arm cap.
- Adjustable t-arms available in black or chrome trim detail.
- Black adjustable t-arm finish is standard unless specified otherwise.
- Adjustable t-arm features 4" arm height adjustment as standard.
- Fixed back height.
- Memory foam standard on seat.
- Two base options: black nylon and polished aluminum.
- 300 lb. weight capacity.
- Ships KD (knocked down).
- All dimensions are nominal.




Ordering Procedures:

- Specify model number, arm finish (as applicable), base finish and upholstery selection.
- List option model number after appropriate seating model number (e.g. 5553-U-C05).



QuickTIME

Swivel-tilt with tilt lock mechanism. Refer to pages 13-15 for mechanism guide.

Model	Description	Base Finish	COM				COL				EL-1 Forte Leather	EL-2 Balboa Leather
			1	2	3	4	5	6	7	8		
 5551-U Upholstered Back, Armless 20" W x 22" D x 39"- 44" H Seat: 20.5" W x 18.5" D Seat Ht: 17" - 22" Back: 19" W x 24" H COM: 1.5 yds. COL: 30 sq. ft. 32 lbs. TB 133: \$88	Black Nylon	830	863	891	923	951	983	1,011	1,044	1,242	1,329	
	Polished Aluminum	909	942	970	1,002	1,030	1,062	1,090	1,123	1,321	1,408	
 5553-U Upholstered Back, Adjustable T-Arms 27" W x 22" D x 39"- 44" H Seat: 20.5" W x 18.5" D Seat Ht: 17" - 22" Back: 19" W x 24" H COM: 1.5 yds. COL: 30 sq. ft. 38 lbs. TB 133: n/a	Black Nylon	922	955	983	1,015	1,043	1,075	1,103	1,136	1,334	1,421	
	Polished Aluminum	1,001	1,034	1,062	1,094	1,122	1,154	1,182	1,215	1,413	1,500	
 5554-U Upholstered Back, Polished Aluminum Cantilever Arms 24.5" W x 22" D x 39"- 44" H Seat: 20.5" W x 18.5" D Seat Ht: 17" - 22" Back: 19" W x 24" H COM: 1.5 yds. COL: 30 sq. ft. 38 lbs. TB 133: \$88	Black Nylon	922	955	983	1,015	1,043	1,075	1,103	1,136	1,334	1,421	
	Polished Aluminum	1,001	1,034	1,062	1,094	1,122	1,154	1,182	1,215	1,413	1,500	

Note:
For two-tone upholstery, COM requirements are .75 yd. for seat and 1 yd. for back.

Options

-FP01	Fully Polished Arms (no arm cap) (5554-U model only)	\$60
-WA01	Width Adjustable Arms	\$30
-PV01	Pivot Arms	\$55
-C05	Soft Tread Casters	\$26
-C07	Soft Tread Self-Locking Casters	\$52
-GD02	Glides	\$26
-SK01	Stool Kit†	\$90
-J01	Jury Base (black only)	\$150

† Stool models feature non-tilting mechanism.

Memento Executive Series - Upholstered Back

- Fully upholstered seat and back.
- Armless, adjustable t-arm and polished aluminum cantilever arm models.
- Polished aluminum cantilever arm features black soft-touch arm cap.
- Adjustable t-arms available in black or chrome trim detail.
- Black adjustable t-arm finish is standard unless specified otherwise.
- Adjustable t-arm features 4" arm height adjustment as standard.
- Fixed back height.
- Memory foam standard on seat.
- Two base options: black nylon and polished aluminum.
- 300 lb. weight capacity.
- Ships KD (knocked down).
- All dimensions are nominal.

Ordering Procedures:

- Specify model number, arm finish (as applicable), base finish and upholstery selection.
- List option model number after appropriate seating model number (e.g. 5583-U-C05).




Synchro knee-tilt mechanism.

Refer to pages 13-15 for mechanism guide.



QuickTIME



Model	Description	Base Finish	COM				COL				EL-1 Forte Leather	EL-2 Balboa Leather
			1	2	3	4	5	6	7	8		
5581-U 	Upholstered Back, Armless 20" W x 22" D x 39"- 44" H Seat: 20.5" W x 18.5" D Seat Ht: 17" - 22" Back: 19" W x 24" H COM: 1.5 yds. COL: 30 sq. ft. 34 lbs. TB 133: \$88	Black Nylon	992	1,025	1,053	1,085	1,113	1,145	1,173	1,206	1,404	1,491
		Polished Aluminum	1,071	1,104	1,132	1,164	1,192	1,224	1,252	1,285	1,483	1,570
5583-U 	Upholstered Back, Adjustable T-Arms 27" W x 22" D x 39"- 44" H Seat: 20.5" W x 18.5" D Seat Ht: 17" - 22" Back: 19" W x 24" H COM: 1.5 yds. COL: 30 sq. ft. 40 lbs. TB 133: n/a	Black Nylon	1,086	1,119	1,147	1,179	1,207	1,239	1,267	1,300	1,498	1,585
		Polished Aluminum	1,165	1,198	1,226	1,258	1,286	1,318	1,346	1,379	1,577	1,664
5584-U 	Upholstered Back, Polished Aluminum Cantilever Arms 24.5" W x 22" D x 39"- 44" H Seat: 20.5" W x 18.5" D Seat Ht: 17" - 22" Back: 19" W x 24" H COM: 1.5 yds. COL: 30 sq. ft. 40 lbs. TB 133: \$88	Black Nylon	1,086	1,119	1,147	1,179	1,207	1,239	1,267	1,300	1,498	1,585
		Polished Aluminum	1,165	1,198	1,226	1,258	1,286	1,318	1,346	1,379	1,577	1,664

Note:
For two-tone upholstery, COM requirements are .75 yd. for seat and 1 yd. for back.

Options

-FP01	Fully Polished Arms (no arm cap) (5584-U model only)	\$60
-WA01	Width Adjustable Arms	\$30
-PV01	Pivot Arms	\$55
-C05	Soft Tread Casters	\$26
-C07	Soft Tread Self-Locking Casters	\$52
-GD02	Glides	\$26
-IU01	Intensive Use/24-Hr Upgrade	\$130
-J01	Jury Base (black only)	\$150

Memento Executive Series - Upholstered Back



- Fully upholstered seat and back.
- Armless, adjustable t-arm and polished aluminum cantilever arm models.
- Polished aluminum cantilever arm features black soft-touch arm cap.
- Adjustable t-arms available in black or chrome trim detail.
- Black adjustable t-arm finish is standard unless specified otherwise.
- Adjustable t-arm features 4" arm height adjustment as standard.
- Fixed back height.
- Memory foam standard on seat.
- Two base options: black nylon and polished aluminum.
- 300 lb. weight capacity.
- Ships KD (knocked down).
- All dimensions are nominal.




Ordering Procedures:

- Specify model number, arm finish (as applicable), base finish and upholstery selection.
- List option model number after appropriate seating model number (e.g. 5593-U-C05).



QuickTIME

Synchro-tilt mechanism. Refer to pages 13-15 for mechanism guide.

Model	Description	Base Finish	COM				COL				EL-1 Forte Leather	EL-2 Balboa Leather
			1	2	3	4	5	6	7	8		
5591-U 	Upholstered Back, Armless 20" W x 22" D x 39"- 44" H Seat: 20.5" W x 18.5" D Seat Ht: 17" - 22" Back: 19" W x 24" H COM: 1.5 yds. COL: 30 sq. ft. 32 lbs. TB 133: \$88	Black Nylon	869	902	930	962	990	1,022	1,050	1,083	1,281	1,368
		Polished Aluminum	948	981	1,009	1,041	1,069	1,101	1,129	1,162	1,360	1,447
5593-U 	Upholstered Back, Adjustable T-Arms 27" W x 22" D x 39"- 44" H Seat: 20.5" W x 18.5" D Seat Ht: 17" - 22" Back: 19" W x 24" H COM: 1.5 yds. COL: 30 sq. ft. 38 lbs. TB 133: n/a	Black Nylon	961	994	1,022	1,054	1,082	1,114	1,142	1,175	1,373	1,460
		Polished Aluminum	1,040	1,073	1,101	1,133	1,161	1,193	1,221	1,254	1,452	1,539
5594-U 	Upholstered Back, Polished Aluminum Cantilever Arms 24.5" W x 22" D x 39"- 44" H Seat: 20.5" W x 18.5" D Seat Ht: 17" - 22" Back: 19" W x 24" H COM: 1.5 yds. COL: 30 sq. ft. 38 lbs. TB 133: \$88	Black Nylon	961	994	1,022	1,054	1,082	1,114	1,142	1,175	1,373	1,460
		Polished Aluminum	1,040	1,073	1,101	1,133	1,161	1,193	1,221	1,254	1,452	1,539

Note:
For two-tone upholstery, COM requirements are .75 yd. for seat and 1 yd. for back.

Options

-FP01	Fully Polished Arms (no arm cap) (5594-U model only)	\$60
-WA01	Width Adjustable Arms	\$30
-PV01	Pivot Arms	\$55
-SS02	Seat Slider	\$76
-C05	Soft Tread Casters	\$26
-C07	Soft Tread Self-Locking Casters	\$52
-GD02	Glides	\$26
-IU01	Intensive Use/24-Hr Upgrade	\$130
-J01	Jury Base (black only)	\$150

Memento Executive Series - Upholstered Channel Back






- Horizontal stitching detail on inner and outer back.
- Armless, adjustable t-arm and polished aluminum cantilever arm models.
- Polished aluminum cantilever arm features black soft-touch arm cap.
- Adjustable t-arms available in black or chrome trim detail.
- Black adjustable t-arm finish is standard unless specified otherwise.
- Adjustable t-arm features 4" arm height adjustment as standard.
- Fixed back height.
- Memory foam standard on seat.
- Two base options: black nylon and polished aluminum.
- 300 lb. weight capacity.
- Ships KD (knocked down).
- All dimensions are nominal.

Ordering Procedures:

- Specify model number, arm finish (as applicable), base finish and upholstery selection.
- List option model number after appropriate seating model number (e.g. 5551-C-C05).



Swivel-tilt with tilt lock mechanism. Refer to pages 13-15 for mechanism guide.

Model	Description	Base Finish	COM				COL				EL-1 Forte Leather	EL-2 Balboa Leather
			1	2	3	4	5	6	7	8		
 5551-C Upholstered Channel Back, Armless 20" W x 22" D x 39"- 44" H Seat: 20.5" W x 18.5" D Seat Ht: 17" - 22" Back: 19" W x 24" H COM: 1.5 yds. COL: 30 sq. ft. 32 lbs. TB 133: \$88	Black Nylon	945	978	1,006	1,038	1,066	1,098	1,126	1,159	1,357	1,444	
	Polished Aluminum	1,024	1,057	1,085	1,117	1,145	1,177	1,205	1,238	1,436	1,523	
 5553-C Upholstered Channel Back, Adjustable T-Arms 27" W x 22" D x 39"- 44" H Seat: 20.5" W x 18.5" D Seat Ht: 17" - 22" Back: 19" W x 24" H COM: 1.5 yds. COL: 30 sq. ft. 38 lbs. TB 133: n/a	Black Nylon	1,036	1,069	1,097	1,129	1,157	1,189	1,217	1,250	1,448	1,535	
	Polished Aluminum	1,115	1,148	1,176	1,208	1,236	1,268	1,296	1,329	1,527	1,614	
 5554-C Upholstered Channel Back, Polished Aluminum Cantilever Arms 24.5" W x 22" D x 39"- 44" H Seat: 20.5" W x 18.5" D Seat Ht: 17" - 22" Back: 19" W x 24" H COM: 1.5 yds. COL: 30 sq. ft. 38 lbs. TB 133: \$88	Black Nylon	1,036	1,069	1,097	1,129	1,157	1,189	1,217	1,250	1,448	1,535	
	Polished Aluminum	1,115	1,148	1,176	1,208	1,236	1,268	1,296	1,329	1,527	1,614	

Note:
For two-tone upholstery, COM requirements are .75 yd. for seat and 1 yd. for back.

Options

-FP01	Fully Polished Arms (no arm cap) (5554-C model only)	\$60
-WA01	Width Adjustable Arms	\$30
-PV01	Pivot Arms	\$55
-C05	Soft Tread Casters	\$26
-C07	Soft Tread Self-Locking Casters	\$52
-GD02	Glides	\$26
-SK01	Stool Kit†	\$90
-J01	Jury Base (black only)	\$150

† Stool models feature non-tilting mechanism.

Memento Executive Series - Upholstered Channel Back






- Horizontal stitching detail on inner and outer back.
- Armless, adjustable t-arm and polished aluminum cantilever arm models.
- Polished aluminum cantilever arm features black soft-touch arm cap.
- Adjustable t-arms available in black or chrome trim detail.
- Black adjustable t-arm finish is standard unless specified otherwise.
- Adjustable t-arm features 4" arm height adjustment as standard.
- Fixed back height.
- Memory foam standard on seat.
- Two base options: black nylon and polished aluminum.
- 300 lb. weight capacity.
- Ships KD (knocked down).
- All dimensions are nominal.

Ordering Procedures:

- Specify model number, arm finish (as applicable), base finish and upholstery selection.
- List option model number after appropriate seating model number (e.g. 5581-C-C05).



Synchro knee-tilt mechanism.
Refer to pages 13-15 for mechanism guide.

Model	Description	Base Finish	COM				COL				EL-1 Forte Leather	EL-2 Balboa Leather
			1	2	3	4	5	6	7	8		
5581-C 	Upholstered Channel Back, Armless 20" W x 22" D x 39"- 44" H Seat: 20.5" W x 18.5" D Seat Ht: 17" - 22" Back: 19" W x 24" H COM: 1.5 yds. COL: 30 sq. ft. 34 lbs. TB 133: \$88	Black Nylon	1,106	1,139	1,167	1,199	1,227	1,259	1,287	1,320	1,518	1,605
		Polished Aluminum	1,185	1,218	1,246	1,278	1,306	1,338	1,366	1,399	1,597	1,684
5583-C 	Upholstered Channel Back, Adjustable T-Arms 27" W x 22" D x 39"- 44" H Seat: 20.5" W x 18.5" D Seat Ht: 17" - 22" Back: 19" W x 24" H COM: 1.5 yds. COL: 30 sq. ft. 40 lbs. TB 133: n/a	Black Nylon	1,201	1,234	1,262	1,294	1,322	1,354	1,382	1,415	1,613	1,700
		Polished Aluminum	1,280	1,313	1,341	1,373	1,401	1,433	1,461	1,494	1,692	1,779
5584-C 	Upholstered Channel Back, Polished Aluminum Cantilever Arms 24.5" W x 22" D x 39"- 44" H Seat: 20.5" W x 18.5" D Seat Ht: 17" - 22" Back: 19" W x 24" H COM: 1.5 yds. COL: 30 sq. ft. 40 lbs. TB 133: \$88	Black Nylon	1,201	1,234	1,262	1,294	1,322	1,354	1,382	1,415	1,613	1,700
		Polished Aluminum	1,280	1,313	1,341	1,373	1,401	1,433	1,461	1,494	1,692	1,779

Note:
For two-tone upholstery, COM requirements are .75 yd. for seat and 1 yd. for back.

Options

-FP01	Fully Polished Arms (no arm cap) (5584-C model only)	\$60
-WA01	Width Adjustable Arms	\$30
-PV01	Pivot Arms	\$55
-C05	Soft Tread Casters	\$26
-C07	Soft Tread Self-Locking Casters	\$52
-GD02	Glides	\$26
-IU01	Intensive Use/24-Hr Upgrade	\$130
-J01	Jury Base (black only)	\$150

Memento Executive Series - Upholstered Channel Back






- Horizontal stitching detail on inner and outer back.
- Armless, adjustable t-arm and polished aluminum cantilever arm models.
- Polished aluminum cantilever arm features black soft-touch arm cap.
- Adjustable t-arms available in black or chrome trim detail.
- Black adjustable t-arm finish is standard unless specified otherwise.
- Adjustable t-arm features 4" arm height adjustment as standard.
- Fixed back height.
- Memory foam standard on seat.
- Two base options: black nylon and polished aluminum.
- 300 lb. weight capacity.
- Ships KD (knocked down).
- All dimensions are nominal.

Ordering Procedures:

- Specify model number, arm finish (as applicable), base finish and upholstery selection.
- List option model number after appropriate seating model number (e.g. 5593-C-SS02).



Synchro-tilt mechanism. Refer to pages 13-15 for mechanism guide.

Model	Description	Base Finish	COM				COL				EL-1 Forte Leather	EL-2 Balboa Leather
			1	2	3	4	5	6	7	8		
 5591-C Upholstered Channel Back, Armless 20" W x 22" D x 39"- 44" H Seat: 20.5" W x 18.5" D Seat Ht: 17" - 22" Back: 19" W x 24" H COM: 1.5 yds. COL: 30 sq. ft. 32 lbs. TB 133: \$88	Black Nylon	983	1,016	1,044	1,076	1,104	1,136	1,164	1,197	1,395	1,482	
	Polished Aluminum	1,062	1,095	1,123	1,155	1,183	1,215	1,243	1,276	1,474	1,561	
 5593-C Upholstered Channel Back, Adjustable T-Arms 27" W x 22" D x 39"- 44" H Seat: 20.5" W x 18.5" D Seat Ht: 17" - 22" Back: 19" W x 24" H COM: 1.5 yds. COL: 30 sq. ft. 38 lbs. TB 133: n/a	Black Nylon	1,076	1,109	1,137	1,169	1,197	1,229	1,257	1,290	1,488	1,575	
	Polished Aluminum	1,155	1,188	1,216	1,248	1,276	1,308	1,336	1,369	1,567	1,654	
 5594-C Upholstered Channel Back, Polished Aluminum Cantilever Arms 24.5" W x 22" D x 39"- 44" H Seat: 20.5" W x 18.5" D Seat Ht: 17" - 22" Back: 19" W x 24" H COM: 1.5 yds. COL: 30 sq. ft. 38 lbs. TB 133: \$88	Black Nylon	1,076	1,109	1,137	1,169	1,197	1,229	1,257	1,290	1,488	1,575	
	Polished Aluminum	1,155	1,188	1,216	1,248	1,276	1,308	1,336	1,369	1,567	1,654	

Note:
For two-tone upholstery, COM requirements are .75 yd. for seat and 1 yd. for back.

Options

-FP01	Fully Polished Arms (no arm cap) (5594-C model only)	\$60
-SS02	Seat Slider	\$76
-WA01	Width Adjustable Arms	\$30
-PV01	Pivot Arms	\$55
-C05	Soft Tread Casters	\$26
-C07	Soft Tread Self-Locking Casters	\$52
-GD02	Glides	\$26
-IU01	Intensive Use/24-Hr Upgrade	\$130
-J01	Jury Base (black only)	\$150

Memento Task Series - Upholstered Back



- Fully upholstered back and seat.
- Armless, adjustable t-arm and polished aluminum cantilever arm models.
- Polished aluminum cantilever arm features black soft-touch arm cap.
- Adjustable t-arms available in black or chrome trim detail.
- Unless specified otherwise, t-arm trim will match base finish as standard.
- Adjustable t-arm features 4" arm height adjustment as standard.
- 2½" back height adjustment.

- Memory foam standard on seat.
- Two base options: black nylon and polished aluminum.
- 300 lb. weight capacity.
- Ships KD (knocked down).
- All dimensions are nominal.




Ordering Procedures:

- Specify model number, arm finish (as applicable), base finish and upholstery selection.
- List option model number after appropriate seating model number (e.g. 5641-U-C05).



QuickTIME

Task intensive mechanism. Refer to pages 13-15 for mechanism guide.

Model	Description	Base Finish	COM				COL				EL-1 Forte Leather	EL-2 Balboa Leather
			1	2	3	4	5	6	7	8		
5641-U 	Upholstered Back, Armless 20" W x 22" D x 34.5" - 39.5" H Seat: 20.5" W x 18" D Seat Ht: 17" - 22" Back: 18.5" W x 20" H COM: 1.5 yds. COL: 30 sq. ft. 44 lbs. TB 133: \$88	Black Nylon	893	926	954	986	1,014	1,046	1,074	1,107	1,305	1,392
		Polished Aluminum	972	1,005	1,033	1,065	1,093	1,125	1,153	1,186	1,384	1,471
5643-U 	Upholstered Back, Adjustable T-Arms 27" W x 22" D x 34.5" - 39.5" H Seat: 20.5" W x 18" D Seat Ht: 17" - 22" Back: 18.5" W x 20" H COM: 1.5 yds. COL: 30 sq. ft. 50 lbs. TB 133: n/a	Black Nylon	987	1,020	1,048	1,080	1,108	1,140	1,168	1,201	1,399	1,486
		Polished Aluminum	1,066	1,099	1,127	1,159	1,187	1,219	1,247	1,280	1,478	1,565
5644-U 	Upholstered Back, Polished Aluminum Cantilever Arms 24.5" W x 22" D x 34.5" - 39.5" H Seat: 20.5" W x 18" D Seat Ht: 17" - 22" Back: 18.5" W x 20" H COM: 1.5 yds. COL: 30 sq. ft. 50 lbs. TB 133: \$88	Black Nylon	987	1,020	1,048	1,080	1,108	1,140	1,168	1,201	1,399	1,486
		Polished Aluminum	1,066	1,099	1,127	1,159	1,187	1,219	1,247	1,280	1,478	1,565

Note:
For two-tone upholstery, COM requirements are .75 yd. for seat and 1 yd. for back.

Options

-FP01	Fully Polished Arms (no arm cap) (5644-U model only)	\$60
-SS03	Seat Slider	\$76
-WA01	Width Adjustable Arms	\$30
-PV01	Pivot Arms	\$55
-C05	Soft Tread Casters	\$26
-C07	Soft Tread Self-Locking Casters	\$52
-GD02	Glides	\$26
-IU01	Intensive Use/24-Hr Upgrade	\$130
-J01	Jury Base (black only)	\$150

Memento Task Series - Upholstered Back



- Fully upholstered back and seat.
- Armless, adjustable t-arm and polished aluminum cantilever arm models.
- Polished aluminum cantilever arm features black soft-touch arm cap.
- Adjustable t-arms available in black or chrome trim detail.
- Unless specified otherwise, t-arm trim will match base finish as standard.
- Adjustable t-arm features 4" arm height adjustment as standard.
- 2½" back height adjustment.
- Memory foam standard on seat.
- Two base options: black nylon and polished aluminum.
- 300 lb. weight capacity.
- Ships KD (knocked down).
- All dimensions are nominal.




Ordering Procedures:

- Specify model number, arm finish (as applicable), base finish and upholstery selection.
- List option model number after appropriate seating model number (e.g. 5653-U-C05).



QuickTIME

Swivel-tilt with tilt lock mechanism. Refer to pages 13-15 for mechanism guide.

Model	Description	Base Finish	COM				COL				EL-1 Forte Leather	EL-2 Balboa Leather
			1	2	3	4	5	6	7	8		
 5651-U Upholstered Back, Armless 20" W x 22" D x 34.5"- 39.5" H Seat: 20.5" W x 18" D Seat Ht: 17" - 22" Back: 18.5" W x 20" H COM: 1.5 yds. COL: 30 sq. ft. 36 lbs. TB 133: \$88	Black Nylon	843	876	904	936	964	996	1,024	1,057	1,255	1,342	
	Polished Aluminum	922	955	983	1,015	1,043	1,075	1,103	1,136	1,334	1,421	
 5653-U Upholstered Back, Adjustable T-Arms 27" W x 22" D x 34.5"- 39.5" H Seat: 20.5" W x 18" D Seat Ht: 17" - 22" Back: 18.5" W x 20" H COM: 1.5 yds. COL: 30 sq. ft. 42 lbs. TB 133: n/a	Black Nylon	949	982	1,010	1,042	1,070	1,102	1,130	1,163	1,361	1,448	
	Polished Aluminum	1,028	1,061	1,089	1,121	1,149	1,181	1,209	1,242	1,440	1,527	
 5654-U Upholstered Back, Polished Aluminum Cantilever Arms 24.5" W x 22" D x 34.5"- 39.5" H Seat: 20.5" W x 18" D Seat Ht: 17" - 22" Back: 18.5" W x 20" H COM: 1.5 yds. COL: 30 sq. ft. 42 lbs. TB 133: \$88	Black Nylon	949	982	1,010	1,042	1,070	1,102	1,130	1,163	1,361	1,448	
	Polished Aluminum	1,028	1,061	1,089	1,121	1,149	1,181	1,209	1,242	1,440	1,527	

Note:
For two-tone upholstery, COM requirements are .75 yd. for seat and 1 yd. for back.

Options

-FP01	Fully Polished Arms (no arm cap) (5654-U model only)	\$60	-GD02	Glides	\$26
-SS02	Seat Slider	\$76	-SK01	Stool Kit ¹	\$90
-WA01	Width Adjustable Arms	\$30	-J01	Jury Base (black only)	\$150
-PV01	Pivot Arms	\$55	¹ Stool models feature non-tilting mechanism.		
-C05	Soft Tread Casters	\$26			
-C07	Soft Tread Self-Locking Casters	\$52			



- Fully upholstered back and seat.
- Armless, adjustable t-arm and polished aluminum cantilever arm models.
- Polished aluminum cantilever arm features black soft-touch arm cap.
- Adjustable t-arms available in black or chrome trim detail.
- Unless specified otherwise, t-arm trim will match base finish as standard.
- Adjustable t-arm features 4" arm height adjustment as standard.
- 2½" back height adjustment.
- Memory foam standard on seat.
- Two base options: black nylon and polished aluminum.
- 300 lb. weight capacity.
- Ships KD (knocked down).
- All dimensions are nominal.




Ordering Procedures:

- Specify model number, arm finish (as applicable), base finish and upholstery selection.
- List option model number after appropriate seating model number (e.g. 5691-U-C05).



QuickTIME

Synchro-tilt mechanism. Refer to pages 13-15 for mechanism guide.

Model	Description	Base Finish	COM				COL				EL-1 Forte Leather	EL-2 Balboa Leather
			1	2	3	4	5	6	7	8		
 5691-U Upholstered Back, Armless 20" W x 22" D x 34.5" - 39.5" H Seat: 20.5" W x 18" D Seat Ht: 17" - 22" Back: 18.5" W x 20" H COM: 1.5 yds. COL: 30 sq. ft. 37 lbs. TB 133: \$88	Black Nylon	885	918	946	978	1,006	1,038	1,066	1,099	1,297	1,384	
	Polished Aluminum	964	997	1,025	1,057	1,085	1,117	1,145	1,178	1,376	1,463	
 5693-U Upholstered Back, Adjustable T-Arms 27" W x 22" D x 34.5" - 39.5" H Seat: 20.5" W x 18" D Seat Ht: 17" - 22" Back: 18.5" W x 20" H COM: 1.5 yds. COL: 30 sq. ft. 43 lbs. TB 133: n/a	Black Nylon	991	1,024	1,052	1,084	1,112	1,144	1,172	1,205	1,403	1,490	
	Polished Aluminum	1,070	1,103	1,131	1,163	1,191	1,223	1,251	1,284	1,482	1,569	
 5694-U Upholstered Back, Polished Aluminum Cantilever Arms 24.5" W x 22" D x 34.5" - 39.5" H Seat: 20.5" W x 18" D Seat Ht: 17" - 22" Back: 18.5" W x 20" H COM: 1.5 yds. COL: 30 sq. ft. 43 lbs. TB 133: \$88	Black Nylon	991	1,024	1,052	1,084	1,112	1,144	1,172	1,205	1,403	1,490	
	Polished Aluminum	1,070	1,103	1,131	1,163	1,191	1,223	1,251	1,284	1,482	1,569	

Note:
For two-tone upholstery, COM requirements are .75 yd. for seat and 1 yd. for back.

Options

-FP01	Fully Polished Arms (no arm cap) (5694-U model only)	\$60	-GD02	Glides	\$26
-SS03	Seat Slider	\$76	-IU01	Intensive Use/24-Hr Upgrade	\$130
-WA01	Width Adjustable Arms	\$30	-J01	Jury Base (black only)	\$150
-PV01	Pivot Arms	\$55			
-C05	Soft Tread Casters	\$26			
-C07	Soft Tread Self-Locking Casters	\$52			

Memento Task Series - Upholstered Channel Back






- Horizontal stitching detail on inner and outer back.
- Armless, adjustable t-arm and polished aluminum cantilever arm models.
- Polished aluminum cantilever arm features black soft-touch arm cap.
- Adjustable t-arms available in black or chrome trim detail.
- Unless specified otherwise, t-arm trim will match base finish as standard.
- Adjustable t-arm features 4" arm height adjustment as standard.
- 2½" back height adjustment.
- Memory foam standard on seat.
- Two base options: black nylon and polished aluminum.
- 300 lb. weight capacity.
- Ships KD (knocked down).
- All dimensions are nominal.

Ordering Procedures:

- Specify model number, arm finish (as applicable), base finish and upholstery selection.
- List option model number after appropriate seating model number (e.g. 5644-C-C05).



Task intensive mechanism. Refer to pages 13-15 for mechanism guide.

Model	Description	Base Finish	COM				COL				EL-1 Forte Leather	EL-2 Balboa Leather
			1	2	3	4	5	6	7	8		
 5641-C Channel Back, Armless 20" W x 22" D x 34.5"- 39.5" H Seat: 20.5" W x 18" D Seat Ht: 17" - 22" Back: 18.5" W x 20" H COM: 1.5 yds. COL: 30 sq. ft. 44 lbs. TB 133: \$88	Black Nylon	1,009	1,042	1,070	1,102	1,130	1,162	1,190	1,223	1,421	1,508	
	Polished Aluminum	1,088	1,121	1,149	1,181	1,209	1,241	1,269	1,302	1,500	1,587	
 5643-C Channel Back, Adjustable T-Arms 27" W x 22" D x 34.5"- 39.5" H Seat: 20.5" W x 18" D Seat Ht: 17" - 22" Back: 18.5" W x 20" H COM: 1.5 yds. COL: 30 sq. ft. 50 lbs. TB 133: n/a	Black Nylon	1,102	1,135	1,163	1,195	1,223	1,255	1,283	1,316	1,514	1,601	
	Polished Aluminum	1,181	1,214	1,242	1,274	1,302	1,334	1,362	1,395	1,593	1,680	
 5644-C Channel Back, Polished Aluminum Cantilever Arms 24.5" W x 22" D x 34.5"- 39.5" H Seat: 20.5" W x 18" D Seat Ht: 17" - 22" Back: 18.5" W x 20" H COM: 1.5 yds. COL: 30 sq. ft. 50 lbs. TB 133: \$88	Black Nylon	1,102	1,135	1,163	1,195	1,223	1,255	1,283	1,316	1,514	1,601	
	Polished Aluminum	1,181	1,214	1,242	1,274	1,302	1,334	1,362	1,395	1,593	1,680	

Note:
For two-tone upholstery, COM requirements are .75 yd. for seat and 1 yd. for back.

Options

-FP01	Fully Polished Arms (no arm cap) (5644-C model only)	\$60	-GD02	Glides	\$26
-SS03	Seat Slider	\$76	-IU01	Intensive Use/24-Hr Upgrade	\$130
-WA01	Width Adjustable Arms	\$30	-J01	Jury Base (black only)	\$150
-PV01	Pivot Arms	\$55			
-C05	Soft Tread Casters	\$26			
-C07	Soft Tread Self-Locking Casters	\$52			

Memento Task Series - Upholstered Channel Back






- Horizontal stitching detail on inner and outer back.
- Armless, adjustable t-arm and polished aluminum cantilever arm models.
- Polished aluminum cantilever arm features black soft-touch arm cap.
- Adjustable t-arms available in black or chrome trim detail.
- Unless specified otherwise, t-arm trim will match base finish as standard.
- Adjustable t-arm features 4" arm height adjustment as standard.
- 2½" back height adjustment.
- Memory foam standard on seat.
- Two base options: black nylon and polished aluminum.
- 300 lb. weight capacity.
- Ships KD (knocked down).
- All dimensions are nominal.

Ordering Procedures:

- Specify model number, arm finish (as applicable), base finish and upholstery selection.
- List option model number after appropriate seating model number (e.g. 5653-C-C05).



Swivel-tilt with tilt lock mechanism. Refer to pages 13-15 for mechanism guide.

Model	Description	Base Finish	COM				COL				EL-1 Forte Leather	EL-2 Balboa Leather
			1	2	3	4	5	6	7	8		
 5651-C Channel Back, Armless 20" W x 22" D x 34.5"- 39.5" H Seat: 20.5" W x 18" D Seat Ht: 17" - 22" Back: 18.5" W x 20" H COM: 1.5 yds. COL: 30 sq. ft. 36 lbs. TB 133: \$88	Black Nylon	957	990	1,018	1,050	1,078	1,110	1,138	1,171	1,369	1,456	
	Polished Aluminum	1,036	1,069	1,097	1,129	1,157	1,189	1,217	1,250	1,448	1,535	
 5653-C Channel Back, Adjustable T-Arms 27" W x 22" D x 34.5"- 39.5" H Seat: 20.5" W x 18" D Seat Ht: 17" - 22" Back: 18.5" W x 20" H COM: 1.5 yds. COL: 30 sq. ft. 42 lbs. TB 133: n/a	Black Nylon	1,064	1,097	1,125	1,157	1,185	1,217	1,245	1,278	1,476	1,563	
	Polished Aluminum	1,143	1,176	1,204	1,236	1,264	1,296	1,324	1,357	1,555	1,642	
 5654-C Channel Back, Polished Aluminum Cantilever Arms 24.5" W x 22" D x 34.5"- 39.5" H Seat: 20.5" W x 18" D Seat Ht: 17" - 22" Back: 18.5" W x 20" H COM: 1.5 yds. COL: 30 sq. ft. 42 lbs. TB 133: \$88	Black Nylon	1,064	1,097	1,125	1,157	1,185	1,217	1,245	1,278	1,476	1,563	
	Polished Aluminum	1,143	1,176	1,204	1,236	1,264	1,296	1,324	1,357	1,555	1,642	

Note:
For two-tone upholstery, COM requirements are .75 yd. for seat and 1 yd. for back.

Options

-FP01	Fully Polished Arms (no arm cap) (5654-C model only)	\$60	-GD02	Glides	\$26
-SS02	Seat Slider	\$76	-SK01	Stool Kit ¹	\$90
-WA01	Width Adjustable Arms	\$30	-J01	Jury Base (black only)	\$150
-PV01	Pivot Arms	\$55	¹ Stool models feature non-tilting mechanism.		
-C05	Soft Tread Casters	\$26			
-C07	Soft Tread Self-Locking Casters	\$52			

Memento Task Series - Upholstered Channel Back






- Horizontal stitching detail on inner and outer back.
- Armless, adjustable t-arm and polished aluminum cantilever arm models.
- Polished aluminum cantilever arm features black soft-touch arm cap.
- Adjustable t-arms available in black or chrome trim detail.
- Unless specified otherwise, t-arm trim will match base finish as standard.
- Adjustable t-arm features 4" arm height adjustment as standard.
- 2½" back height adjustment.
- Memory foam standard on seat.
- Two base options: black nylon and polished aluminum.
- 300 lb. weight capacity.
- Ships KD (knocked down).
- All dimensions are nominal.

Ordering Procedures:

- Specify model number, arm finish (as applicable), base finish and upholstery selection.
- List option model number after appropriate seating model number (e.g. 5693-C-C05).



Synchro-tilt mechanism. Refer to pages 13-15 for mechanism guide.

Model	Description	Base Finish	COM				COL				EL-1 Forte Leather	EL-2 Balboa Leather
			1	2	3	4	5	6	7	8		
 5691-C Channel Back, Armless 20" W x 22" D x 34.5"- 39.5" H Seat: 20.5" W x 18" D Seat Ht: 17" - 22" Back: 18.5" W x 20" H COM: 1.5 yds. COL: 30 sq. ft. 37 lbs. TB 133: \$88	Black Nylon	999	1,032	1,060	1,092	1,120	1,152	1,180	1,213	1,411	1,498	
	Polished Aluminum	1,078	1,111	1,139	1,171	1,199	1,231	1,259	1,292	1,490	1,577	
 5693-C Channel Back, Adjustable T-Arms 27" W x 22" D x 34.5"- 39.5" H Seat: 20.5" W x 18" D Seat Ht: 17" - 22" Back: 18.5" W x 20" H COM: 1.5 yds. COL: 30 sq. ft. 43 lbs. TB 133: n/a	Black Nylon	1,105	1,138	1,166	1,198	1,226	1,258	1,286	1,319	1,517	1,604	
	Polished Aluminum	1,184	1,217	1,245	1,277	1,305	1,337	1,365	1,398	1,596	1,683	
 5694-C Channel Back, Polished Aluminum Cantilever Arms 24.5" W x 22" D x 34.5"- 39.5" H Seat: 20.5" W x 18" D Seat Ht: 17" - 22" Back: 18.5" W x 20" H COM: 1.5 yds. COL: 30 sq. ft. 43 lbs. TB 133: \$88	Black Nylon	1,105	1,138	1,166	1,198	1,226	1,258	1,286	1,319	1,517	1,604	
	Polished Aluminum	1,184	1,217	1,245	1,277	1,305	1,337	1,365	1,398	1,596	1,683	

Note:
For two-tone upholstery, COM requirements are .75 yd. for seat and 1 yd. for back.

Options

-FP01	Fully Polished Arms (no arm cap) (5694-C model only)	\$60
-SS02	Seat Slider	\$76
-WA01	Width Adjustable Arms	\$30
-PV01	Pivot Arms	\$55
-C05	Soft Tread Casters	\$26
-C07	Soft Tread Self-Locking Casters	\$52
-GD02	Glides	\$26
-IU01	Intensive Use/24-Hr Upgrade	\$130
-J01	Jury Base (black only)	\$150