



Table Features:

- Round and square shapes.
- Available in 16", 29" and 42" heights.
- Custom heights under 42" also available. Please specify and add \$150 List per unit.
- Four top surface options: wood veneer, laminate, solid surface and back-painted Starphire® glass.
- Wood veneer available in all standard and custom finishes on Ash.
- For custom wood finishes, please contact Customer Service and add one-time upcharge of \$325 List per color per order.
- Laminate available in all standard colors.
- For custom laminate options, add \$550 List per color per order. Pre-approval required, please contact Customer Service.
- Solid surface available in white only.
- To order a non-standard solid surface color, please specify the manufacturer, pattern name and color number. Please contact Customer Service to confirm pricing.
- Starphire® glass tops are back-painted white as standard.
- For veneer or standard wood grain laminate tops, edge will match top finish color, unless specified otherwise.
- For all other finishes, edge will be exposed plywood with a clear coat finish as standard, unless specified otherwise.
- Column and base offered in four standard finishes: #82 Graphite, #90 Metallic Silver, #92 Polished Aluminum and #95 Satin Black.
- Premium finishes also available.
- For premium metal finishes, specify "-PF02" after model number, add \$80 List per unit and specify color.
- Optional power units available on select models.
- All dimensions are nominal.

Standard Metal Finishes:

- #82 Graphite #90 Metallic Silver
- #92 Polished Aluminum #95 Satin Black

Premium Metal Finishes:

- #07 Gold Shimmer #08 Penny
- #09 Brown Sugar #77 Sunshine
- #80 Clementine #83 Metallic Champagne
- #87 Poppy #88 Pink Flamingo
- #89 Granny Smith #94 Cotton
- #98 Pacific #99 Glossy Black

Standard Wood Finishes:

- #162 White Oak on Ash #163 Walnut on Ash
- #164 Cocoa Ash #165 Kona Ash
- #167 Slate Grey Ash

Standard Laminates:

- Formica 459-58 Brite White
- Pionite WF131-SD Vana
- Nevamar S2110T Basic
- Wilsonart 7054-60 Wild Cherry
- Pionite SG228-SD Slate
- Wilsonart 7935K-07 Shaker Cherry
- Nevamar WM-0047T Iconic Maple
- Pionite SE101-AW Black Ashwood
- Nevamar WM8340T Clear Maple
- Nevamar WM005T Siren Maple
- Wilsonart 7954-38 Natural Rift
- Wilsonart 7937-38 River Cherry
- Pionite ST604-SD Nubian Brown
- Formica 7739-58 Cocoa Maple
- Pionite WX421-PV Witchcraft

To order a non-standard laminate, add \$550 List per color per order. Pre-approval required, please contact Customer Service.

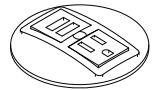
Edge Details:



*Please note that laminate thickness is nominal and may vary.

Power Node (PN):

- Available on tables with veneer, laminate and solid surface tops. Not available on glass top tables.
- Dimensions: 3 3/8" Dia.
- Satin nickel finish.
- One (1) 15 amp simplex outlet with 72" electrical cord.
- Two (2) USB charging ports.
- UL listed.
- Unless specified otherwise, unit will be positioned in center of table-top.





- Four table surface options: wood veneer, laminate, solid surface or Starphire® glass.
- Wood veneer available in all standard and custom finishes on Ash. Please refer to listing below.
- For custom wood finishes, please contact Customer Service and add one-time upcharge of \$325 List per color per order.
- Laminate available in all standard colors. Please refer to listing below.
- For custom laminate options, add \$550 List per color per order. Pre-approval required, please contact Customer Service.
- Solid surface available in white only.
- Glass tops are back-painted white as standard.
- For veneer or standard wood grain laminate tops, edge will match top finish color, unless specified otherwise.
- For all other finishes, edge will be exposed plywood with a clear coat finish as standard.
- Column and base offered in four standard metal finishes: #82 Graphite, #90 Metallic Silver, #92 Polished Aluminum and #95 Satin Black.
- Premium finishes also available. Please refer to listing on page 88.
- Accompanying conference/executive chairs, guest seating and lounge chairs also available. Please refer to corresponding pages.
- Optional power units available on models with veneer, solid surface and laminate tops.
- All dimensions are nominal.



Ordering Procedures:

- Specify model number, top surface, top finish (as applicable), and column/base finish.
- List option model number after appropriate table model number (e.g. 5220-3016-VV-PF02).

Model	Veneer (-W)	Laminate (-L)	Solid Surface (-SF)	Back-Painted Glass (-GL)	Weight
 <p>Round Top, 16" Height 5220-3016-(-) 5220-3616-(-) 5220-4216-(-)</p>	1,425	1,361	1,624	1,624	34 lbs.
	1,782	1,661	2,014	2,014	44 lbs.
	1,859	1,740	2,108	2,108	55 lbs.
 <p>Square Top, 16" Height 5225-303016-(-) 5225-363616-(-) 5225-424216-(-)</p>	1,455	1,362	1,645	1,645	34 lbs.
	1,812	1,663	2,048	2,048	44 lbs.
	1,888	1,743	2,134	2,134	55 lbs.

Wood Finishes

- #162 White Oak on Ash
- #163 Walnut on Ash
- #164 Cocoa Ash
- #165 Kona Ash
- #167 Slate Grey Ash

Laminate Colors

- Formica 459-58 Brite White
- Nevamar WM8340T Clear Maple
- Pionite WF131-SD Vana
- Nevamar WM005T Siren Maple
- Nevamar S2110T Basic
- Wilsonart 7954-38 Natural Rift
- Wilsonart 7054-60 Wild Cherry
- Wilsonart 7937-38 River Cherry
- Pionite SG228-SD Slate
- Pionite ST604-SD Nubian Brown
- Wilsonart 7935K-07 Shaker Cherry
- Formica 7739-58 Cocoa Maple
- Nevamar WM-0047T Iconic Maple
- Pionite WX421-PV Witchcraft
- Pionite SE101-AW Black Ashwood

Options

- PF02** Premium Metal Base Finish \$80
- PN** Power Node \$580
(Not available on models with glass tops)

Edge Detail

Laminate*/Veneer Top



Exposed Plywood Edge

Glass Top



1/2" Exposed Plywood Substrate

Solid Surface Top



1/2" Plywood Substrate

*Please note that laminate thickness is nominal and may vary.