



Table Features:

- Round and square shapes.
- Available in 16", 29" and 42" heights.
- Custom heights under 42" also available. Please specify and add \$150 List per unit.
- Four top surface options: wood veneer, laminate, solid surface and back-painted Starphire® glass.
- Wood veneer available in all standard and custom finishes on Ash.
- For custom wood finishes, please contact Customer Service and add one-time upcharge of \$325 List per color per order.
- Laminate available in all standard colors.
- Solid surface available in white only.
- To order a non-standard solid surface color, please specify the manufacturer, pattern name and color number. Please contact Customer Service to confirm pricing.
- Starphire® glass tops are back-painted white as standard.
- For veneer or standard wood grain laminate tops, edge will match top finish color, unless specified otherwise.
- For all other finishes, edge will be exposed plywood with a clear coat finish as standard, unless specified otherwise.
- Column and base offered in four standard finishes: #82 Graphite, #90 Metallic Silver, #92 Polished Aluminum and #95 Satin Black.
- Premium finishes also available.
- For premium metal finishes, specify "-PF02" after model number, add \$80 List per unit and specify color.
- Optional power units available on select models.
- All dimensions are nominal.

Standard Metal Finishes:

- #82 Graphite #90 Metallic Silver
- #92 Polished Aluminum #95 Satin Black

Premium Metal Finishes:

- #07 Gold Shimmer #08 Penny
- #09 Brown Sugar #77 Sunshine
- #83 Metallic Champagne #80 Clementine
- #87 Poppy #88 Pink Flamingo
- #89 Granny Smith #94 Cotton
- #98 Pacific #99 Glossy Black

Standard Wood Finishes:


- #161 Natural Ash #162 White Oak on Ash
- #163 Walnut on Ash #164 Cocoa Ash
- #165 Kona Ash #167 Slate Grey Ash

Standard Laminates:

- Formica 459-58 Brite White
- Pionite WF131-SD Vana
- Nevamar S2110T Basic
- Wilsonart 7054-60 Wild Cherry
- Pionite SG228-SD Slate
- Wilsonart 7953K-07 Shaker Cherry
- Nevamar WM-0047T Iconic Maple
- Pionite SE101-AW Black Ashwood
- Nevamar WM8340T Clear Maple
- Nevamar WM005T Siren Maple
- Wilsonart 7954-38 Natural Rift
- Wilsonart 7937-38 River Cherry
- Pionite ST604-SD Nubian Brown
- Formica 7739-58 Cocoa Maple
- Pionite WX421-PV Witchcraft

To order a non-standard laminate, please specify the manufacturer, pattern name and color number. Please contact Customer Service to confirm pricing.

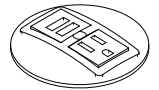
Edge Details:



*Please note that laminate thickness is nominal and may vary.

Power Node (PN):

- Available on tables with veneer, laminate and solid surface tops. Not available on glass top tables.
- Dimensions: 3 3/8" Dia.
- Satin nickel finish.
- One (1) 15 amp simplex outlet with 72" electrical cord.
- Two (2) USB charging ports.
- UL listed.
- Unless specified otherwise, unit will be positioned in center of table-top.



- Four table surface options: wood veneer, laminate, solid surface or Starphire® glass.
- Wood veneer available in all standard and custom finishes on Ash. Please refer to listing below.
- For custom wood finishes, please contact Customer Service and add one-time upcharge of \$325 List per color per order.
- Laminate available in all standard colors. Please refer to listing below.
- Solid surface available in white only.
- Glass tops are back-painted white as standard.
- For veneer or standard wood grain laminate tops, edge will match top finish color, unless specified otherwise.
- For all other finishes, edge will be exposed plywood with a clear coat finish as standard.


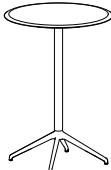
- Column and base offered in four standard metal finishes: #82 Graphite, #90 Metallic Silver, #92 Polished Aluminum and #95 Satin Black.
- Premium finishes also available. Please refer to listing on page 88.
- Accompanying conference/executive chairs, guest seating and lounge chairs also available. Please refer to corresponding pages.
- Optional power units available on models with veneer, solid surface and laminate tops.
- All dimensions are nominal.



- List option model number after appropriate table model number (e.g. 5220-3029-W-PF02).

Ordering Procedures:

- Specify model number, top surface, top finish (as applicable), and column/base finish.

Model	Veneer (-W)	Laminate (-L)	Solid Surface (-SF)	Back-Painted Glass (-GL)	Weight
 <p>Round Top, 29" Height 5220-3029-(-) 5220-3629-(-) 5220-4229-(-)</p>	1,495	1,448	1,698	1,698	38 lbs.
	1,835	1,733	2,074	2,074	48 lbs.
	1,909	1,809	2,159	2,159	59 lbs.
 <p>Round Top, 42" Height 5220-3042-(-) 5220-3642-(-) 5220-4242-(-)</p>	1,592	1,553	1,803	1,803	38 lbs.
	1,932	1,838	2,184	2,184	48 lbs.
	2,006	1,914	2,267	2,267	59 lbs.

Wood Finishes

- #161 Natural Ash
- #162 White Oak on Ash
- #163 Walnut on Ash
- #164 Cocoa Ash
- #165 Kona Ash
- #167 Slate Grey Ash

Laminate Colors

- Formica 459-58 Brite White
- Nevamar WM8340T Clear Maple
- Pionite WF131-SD Vana
- Nevamar WM005T Siren Maple
- Nevamar S2110T Basic
- Wilsonart 7954-38 Natural Rift
- Wilsonart 7054-60 Wild Cherry
- Wilsonart 7937-38 River Cherry
- Pionite SG228-SD Slate
- Pionite ST604-SD Nubian Brown
- Wilsonart 7953K-07 Shaker Cherry
- Formica 7739-58 Cocoa Maple
- Nevamar WM-0047T Iconic Maple
- Pionite WX421-PV Witchcraft
- Pionite SE101-AW Black Ashwood

Options

- PF02** Premium Metal Base Finish \$80
- PN** Power Node \$580
(Not available on models with glass tops)

Edge Detail

Laminate*/Veneer Top



Exposed Plywood Edge

Glass Top



1/2" Exposed Plywood Substrate

Solid Surface Top



1/2" Plywood Substrate

*Please note that laminate thickness is nominal and may vary.

- Four table surface options: wood veneer, laminate, solid surface or Starphire® glass.
- Wood veneer available in all standard and custom finishes on Ash. Please refer to listing below.
- For custom wood finishes, please contact Customer Service and add one-time upcharge of \$325 List per color per order.
- Laminate available in all standard colors. Please refer to listing below.
- Solid surface available in white only.
- Glass tops are back-painted white as standard.
- For veneer or standard wood grain laminate tops, edge will match top finish color, unless specified otherwise.
- For all other finishes, edge will be exposed plywood with a clear coat finish as standard.



- Column and base offered in four standard metal finishes: #82 Graphite, #90 Metallic Silver, #92 Polished Aluminum and #95 Satin Black.
- Premium finishes also available. Please refer to listing on page 88.
- Accompanying conference/executive chairs, guest seating and lounge chairs also available. Please refer to corresponding pages.
- Optional power units available on models with veneer, solid surface and laminate tops.
- All dimensions are nominal.



- List option model number after appropriate table model number (e.g. 5225-303029-W-PF02).

Ordering Procedures:

- Specify model number, top surface, top finish (as applicable), and column/base finish.

Model	Veneer (-W)	Laminate (-L)	Solid Surface (-SF)	Back-Painted Glass (-GL)	Weight
 <p>Square Top, 29" Height 5225-303029-(-) 5225-363629-(-) 5225-424229-(-)</p>	1,523	1,449	1,721	1,721	38 lbs.
	1,863	1,735	2,106	2,106	48 lbs.
	1,936	1,812	2,188	2,188	59 lbs.
 <p>Square Top, 42" Height 5225-303042-(-) 5225-363642-(-) 5225-424242-(-)</p>	1,620	1,554	1,831	1,831	42 lbs.
	1,960	1,840	2,215	2,215	52 lbs.
	2,033	1,917	2,298	2,298	63 lbs.

Wood Finishes

- #161 Natural Ash
- #162 White Oak on Ash
- #163 Walnut on Ash
- #164 Cocoa Ash
- #165 Kona Ash
- #167 Slate Grey Ash

Laminate Colors

- Formica 459-58 Brite White
- Nevamar WM8340T Clear Maple
- Pionite WF131-SD Vana
- Nevamar WM005T Siren Maple
- Nevamar S2110T Basic
- Wilsonart 7954-38 Natural Rift
- Wilsonart 7054-60 Wild Cherry
- Wilsonart 7937-38 River Cherry
- Pionite SG228-SD Slate
- Pionite ST604-SD Nubian Brown
- Wilsonart 7953K-07 Shaker Cherry
- Formica 7739-58 Cocoa Maple
- Nevamar WM-0047T Iconic Maple
- Pionite WX421-PV Witchcraft
- Pionite SE101-AW Black Ashwood

Options

- PF02** Premium Metal Base Finish \$80
- PN** Power Node \$580
(Not available on models with glass tops)

Edge Detail

Laminate*/Veneer Top



Exposed Plywood Edge

Glass Top



1/2" Exposed Plywood Substrate

Solid Surface Top



1/2" Plywood Substrate

*Please note that laminate thickness is nominal and may vary.