

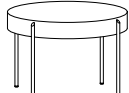


- Four table surface options: wood veneer, laminate, solid surface, or back-painted Starphire® glass.
  - Edge offered in wood veneer or laminate only.
  - Two wood species available: Maple and Walnut.
  - Starphire® glass tops are back-painted white as standard.
  - Solid surface available in white only.
  - For standard wood and laminate options, please refer to listing below.
  - For custom wood finishes, please contact Customer Service and add one-time upcharge of \$325 List per color per order.
  - Legs offered in four standard finishes: #78 Graphite, #90 Metallic Silver, #91 Chrome and #95 Satin Black.
  - Premium finishes also available. Please refer to standard finish card.
  - All dimensions are nominal.
- Ordering Procedures:**
- Specify model number, top surface, top finish (as applicable), edge surface, edge finish and leg finish.
  - List option model number after appropriate table model number (e.g. 700-1916-W-PF02).



	Model	Veneer (-W) or Laminate (-L) Top	Solid Surface (-SF) Top	Back-Painted Glass Top (-GL)	Weight
	<b>16" Height Table</b>				
	700-1916-(-)	863	950	938	15 lbs.
	700-2116-(-)	952	1,048	1,044	16 lbs.
	700-2916-(-)	1,217	1,339	1,340	22 lbs.
	700-3616-(-)	1,505	1,656	1,720	29 lbs.
	<b>18" Height Table</b>				
	700-1918-(-)	875	963	950	16 lbs.
	700-2118-(-)	965	1,062	1,056	17 lbs.
	700-2918-(-)	1,230	1,353	1,352	23 lbs.
	700-3618-(-)	1,518	1,670	1,732	30 lbs.
	<b>20" Height Table</b>				
	700-1920-(-)	888	977	962	17 lbs.
	700-2120-(-)	978	1,076	1,069	18 lbs.
	700-2920-(-)	1,242	1,367	1,366	24 lbs.
	700-3620-(-)	1,530	1,683	1,745	31 lbs.

**Wood Finishes**

- #10 Natural Maple
- #11 Natural Beech on Maple
- #21 Caramel Maple
- #26 Ebony Maple
- #31 Cinnamon Maple
- #41 Autumn Maple
- #71 Kona Maple
- #115 Cocoa Maple
- #29 Natural Walnut

**Laminate Colors**

- Formica 459-58 Brite White
- Nevamar WM8340T Clear Maple
- Pionite WF131-SD Vana
- Nevamar WM005T Siren Maple
- Nevamar S2110T Basic
- Wilsonart 7954-38 Natural Rift
- Wilsonart 7054-60 Wild Cherry
- Wilsonart 7937-38 River Cherry
- Pionite SG228-SD Slate
- Pionite ST604-SD Nubian Brown
- Wilsonart 7953K-07 Shaker Cherry
- Formica 7739-58 Cocoa Maple
- Nevamar WM-0047T Iconic Maple
- Pionite WX421-PV Witchcraft
- Pionite SE101-AW Black Ashwood

**Options**

- PF02 Premium Metal Leg Finish \$80