

**Lounge Seating Product Features:**

- Lounge, love seat and sofa models.
- Wood legs offered in all standard and custom finishes on Ash.
- Non-skid glides offered for hard surface floors. Please specify "-NS05" after model number and add \$42 List per unit.
- Lounge chair features 350 lb. weight capacity.
- Love seat and sofa feature 700 lb. weight capacity.
- Please refer to page 4 for two-tone upholstery examples and yardage requirements.
- 7¾" leg height clearance.
- Optional power units available.

Bench Seating Product Features:

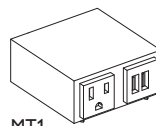
- Multiple bench sizes available.
- Accompanying 22" ottoman also offered.
- Wood legs offered in all standard and custom finishes on Ash.
- Please refer to page 7 for two-tone upholstery examples and yardage requirements.
- Ottoman features 7¾" leg height clearance.
- Benches feature 12½" leg height clearance.
- Optional power units available.

Standard Wood Finishes:

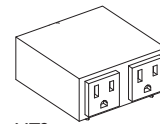
- | | |
|-----------------------|---------------------|
| #162 White Oak on Ash | #163 Walnut on Ash |
| #164 Cocoa Ash | #165 Kona Ash |
| #166 Smoky Umber Ash | #167 Slate Grey Ash |

Mini-Tap Power Units:

- Available on all benches and lounge seating.
- UL listed.
- Dimensions: 3" W x 3" D x 1.75" H.
- Black and white color options.
- 72" electrical cord.
- Placement is located under seat.
- Please specify front, left side or right side placement, as seated
- For left or right side placement, unit will be centered as standard.
- For front placement, please specify left, center or right, as seated.



MT1



MT2

- MT1 unit features one (1) simplex outlet and two (2) USB charging ports.
- MT2 unit features two (2) simplex outlets.

Power Band 1 (PB1):

- Available on lounge seating only.
- One (1) simplex outlet and two (2) USB charging ports.
- UL listed.
- Dimensions: 5.75" W x 2.5" H.
- Metallic silver and white color options.
- 108" electrical cord.
- Unit will be positioned on right side arm panel, as seated, unless otherwise specified.



Hado Bench Series · Designed by Qdesign




- Wood legs offered in all standard and custom finishes on Ash.
- For custom wood finishes, please contact Customer Service and add one-time upcharge of \$325 List per color per order.
- 22" ottoman and 30" square bench feature 275 lb. weight capacity.
- 36" square bench features 550 lb. weight capacity.
- Ottoman features 7¾" leg height clearance.
- Benches feature 12½" leg height clearance.
- Please refer to page 7 for two-tone upholstery examples and yardage requirements.
- Optional power units available. Please refer to page 1 for standard placement guidelines.

- Ships KD (knocked down). Leg assembly required.
- Accompanying lounge seating and tables also available. Please refer to corresponding pages.
- All dimensions are nominal.

Ordering Procedures:

- Specify model number, leg finish and upholstery selection.
- List option model number after appropriate seating model number (e.g. 63522-NS05).



Model	Description	COM				COL				EL-1 Forte Leather	EL-2 Balboa Leather
		1	2	3	4	5	6	7	8		
 63522	22" Square Ottoman 22" W x 22" D x 15.75" H COM: 1.25 yds. COL: 25 sq. ft. 19 lbs.	884	910	932	957	980	1,005	1,027	1,054	1,211	1,280
 63530	30" Square Bench 30" W x 30" D x 19" H COM: 1.5 yds. COL: 30 sq. ft. 27 lbs.	1,080	1,111	1,138	1,168	1,195	1,225	1,252	1,284	1,473	1,555
 63536	36" Square Bench 36" W x 36" D x 19" H COM: 1.75 yds. COL: 35 sq. ft. 37 lbs.	1,345	1,382	1,413	1,448	1,480	1,515	1,546	1,583	1,804	1,900

Wood Finishes

- #162 White Oak on Ash
- #163 Walnut on Ash
- #164 Cocoa Ash
- #165 Kona Ash
- #166 Smoky Umber Ash
- #167 Slate Grey Ash

Options

- NS05 Non-Skid Glides \$42
- MT1-B Mini-Tap Power Unit (1 power, 2 USB), Black \$494
- MT1-W Mini-Tap Power Unit (1, power, 2 USB), White \$494
- MT2-B Mini-Tap Power Unit (2 power), Black \$442
- MT2-W Mini-Tap Power Unit (2 power), White \$442

Please note that power unit placement for 22" ottoman will be centered as standard.

Hado Bench Series · Designed by Qdesign


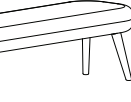
- Wood legs offered in all standard and custom finishes on Ash.
- For custom wood finishes, please contact Customer Service and add one-time upcharge of \$325 List per color per order.
- 550 lb. weight capacity.
- 12½" leg height clearance.
- Please refer to page 7 for two-tone upholstery examples and yardage requirements.
- Optional power units available. Please refer to page 1 for standard placement guidelines.
- Ships KD (knocked down). Leg assembly required.
- Accompanying lounge seating and tables also available. Please refer to corresponding pages.

▪ All dimensions are nominal.

Ordering Procedures:

- Specify model number, leg finish and upholstery selection.
- List option model number after appropriate seating model number (e.g. 63548-NS05).



Model	Description	COM				COL				EL-1 Forte Leather	EL-2 Balboa Leather
		1	2	3	4	5	6	7	8		
 <p>63548 48" Rectangular Bench 48" W x 20" D x 19" H COM: 2 yds. COL: 40 sq. ft. 38 lbs.</p>		1,320	1,362	1,398	1,438	1,474	1,514	1,550	1,592	1,844	1,954
 <p>63560 60" Rectangular Bench 60" W x 20" D x 19" H COM: 2.25 yds. COL: 45 sq. ft. 45 lbs.</p>		1,353	1,400	1,440	1,485	1,526	1,571	1,611	1,659	1,942	2,066

Wood Finishes

- #162 White Oak on Ash
- #163 Walnut on Ash
- #164 Cocoa Ash
- #165 Kona Ash
- #166 Smoky Umber Ash
- #167 Slate Grey Ash

Options

- NS05 Non-Skid Glides \$42
- MT1-B Mini-Tap Power Unit (1 power, 2 USB), Black \$494
- MT1-W Mini-Tap Power Unit (1, power, 2 USB), White \$494
- MT2-B Mini-Tap Power Unit (2 power), Black \$442
- MT2-W Mini-Tap Power Unit (2 power), White \$442

Hado Bench Series · Two-Tone Upholstery**Upholstery Combinations:**

For fabric, vinyl or leather upholstery combinations, pricing will be calculated as follows:

- When combining two COM, COV or COL fabrics, or two fabrics of the same grade, a \$70 List upcharge per unit will be applied.
- When combining two different grades of fabrics, price will be based on the highest grade specified.

Yardage Requirements:

Yardage amounts are based on fabric which is plain (i.e. non-directional) and a full 54" wide.

Appropriate upholstery code must be included on order.



Code **HB1**
Model **COM Requirement**
 63522 Upholstered Platform = .5 yd.
 Balance of Bench = .75 yd.



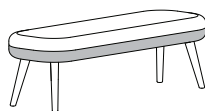
Code **HB2**
Model **COM Requirement**
 63530 Upholstered Platform = .5 yd.
 Balance of Bench = 1 yd.



Code **HB3**
Model **COM Requirement**
 63536 Upholstered Platform = .5 yd.
 Balance of Bench = 1 yd.



Code **HB4**
Model **COM Requirement**
 63548 Upholstered Platform = .75 yd.
 Balance of Bench = 1.25 yds.



Code **HB5**
Model **COM Requirement**
 63560 Upholstered Platform = .75 yd.
 Balance of Bench = 1.5 yds.