



**Lounge Seating Product Features:**

- Lounge, love seat and sofa models.
- Wood legs offered in all standard and custom finishes on Ash.
- Non-skid glides offered for hard surface floors. Please specify "-NS05" after model number and add \$42 List per unit.
- Lounge chair features 350 lb. weight capacity.
- Love seat and sofa feature 700 lb. weight capacity.
- Please refer to page 4 for two-tone upholstery examples and yardage requirements.
- 7¾" leg height clearance.
- Optional power units available.

**Bench Seating Product Features:**

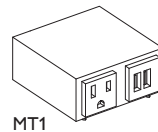
- Multiple bench sizes available.
- Accompanying 22" ottoman also offered.
- Wood legs offered in all standard and custom finishes on Ash.
- Please refer to page 7 for two-tone upholstery examples and yardage requirements.
- Ottoman features 7¾" leg height clearance.
- Benches feature 12½" leg height clearance.
- Optional power units available.

**Standard Wood Finishes:**

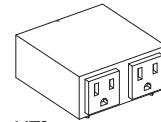
- #162 White Oak on Ash      #163 Walnut on Ash
- #164 Cocoa Ash            #165 Kona Ash
- #167 Slate Grey Ash

**Mini-Tap Power Units:**

- Available on all benches and lounge seating.
- UL listed.
- Dimensions: 3" W x 3" D x 1.75" H.
- Black and white color options.
- 72" electrical cord.
- Placement is located under seat.
- Please specify front, left side or right side placement, as seated
- For left or right side placement, unit will be centered as standard.
- For front placement, please specify left, center or right, as seated.



MT1

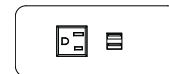


MT2

- MT1 unit features one (1) simplex outlet and two (2) USB charging ports.
- MT2 unit features two (2) simplex outlets.

**Power Band 1 (PB1):**

- Available on lounge seating only.
- One (1) simplex outlet and two (2) USB charging ports.
- UL listed.
- Dimensions: 5.75" W x 2.5" H.
- Metallic silver and white color options.
- 108" electrical cord.
- Unit will be positioned on right side arm panel, as seated, unless otherwise specified.






- Wood legs offered in all standard and custom finishes on Ash.
- For custom wood finishes, please contact Customer Service and add one-time upcharge of \$325 List per color per order.
- 22" ottoman and 30" square bench feature 275 lb. weight capacity.
- 36" square bench features 550 lb. weight capacity.
- Ottoman features 7¾" leg height clearance.
- Benches feature 12½" leg height clearance.
- Please refer to page 7 for two-tone upholstery examples and yardage requirements.
- Optional power units available. Please refer to page 1 for standard placement guidelines.

- Ships KD (knocked down). Leg assembly required.
- Accompanying lounge seating and tables also available. Please refer to corresponding pages.
- All dimensions are nominal.

**Ordering Procedures:**

- Specify model number, leg finish and upholstery selection.
- List option model number after appropriate seating model number (e.g. 63522-NS05).

Model	Description	COM				COL				EL-1 Forte Leather	EL-2 Balboa Leather
		1	2	3	4	5	6	7	8		
 <p><b>63522</b> 22" Square Ottoman 22" W x 22" D x 15.75" H COM: 1.25 yds. COL: 25 sq. ft. 19 lbs.</p>		884	910	932	957	980	1,005	1,027	1,054	1,211	1,280
 <p><b>63530</b> 30" Square Bench 30" W x 30" D x 19" H COM: 1.5 yds. COL: 30 sq. ft. 27 lbs.</p>		1,080	1,111	1,138	1,168	1,195	1,225	1,252	1,284	1,473	1,555
 <p><b>63536</b> 36" Square Bench 36" W x 36" D x 19" H COM: 1.75 yds. COL: 35 sq. ft. 37 lbs.</p>		1,345	1,382	1,413	1,448	1,480	1,515	1,546	1,583	1,804	1,900

**Wood Finishes**

- #162 White Oak on Ash
- #163 Walnut on Ash
- #164 Cocoa Ash
- #165 Kona Ash
- #167 Slate Grey Ash

**Options**

- NS05 Non-Skid Glides \$42
- MT1-B Mini-Tap Power Unit (1 power, 2 USB), Black \$494
- MT1-W Mini-Tap Power Unit (1, power, 2 USB), White \$494
- MT2-B Mini-Tap Power Unit (2 power), Black \$442
- MT2-W Mini-Tap Power Unit (2 power), White \$442

Please note that power unit placement for 22" ottoman will be centered as standard.

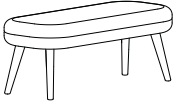
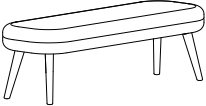
- Wood legs offered in all standard and custom finishes on Ash.
- For custom wood finishes, please contact Customer Service and add one-time upcharge of \$325 List per color per order.
- 550 lb. weight capacity.
- 12½" leg height clearance.
- Please refer to page 7 for two-tone upholstery examples and yardage requirements.
- Optional power units available. Please refer to page 1 for standard placement guidelines.
- Ships KD (knocked down). Leg assembly required.
- Accompanying lounge seating and tables also available. Please refer to corresponding pages.

▪ All dimensions are nominal.

**Ordering Procedures:**

- Specify model number, leg finish and upholstery selection.
- List option model number after appropriate seating model number (e.g. 63548-NS05).



Model	Description	COM				COL				EL-1 Forte Leather	EL-2 Balboa Leather
		1	2	3	4	5	6	7	8		
 <p><b>63548</b></p>	<p><b>48" Rectangular Bench</b> 48" W x 20" D x 19" H COM: 2 yds. COL: 40 sq. ft. 38 lbs.</p>	1,320	1,362	1,398	1,438	1,474	1,514	1,550	1,592	1,844	1,954
 <p><b>63560</b></p>	<p><b>60" Rectangular Bench</b> 60" W x 20" D x 19" H COM: 2.25 yds. COL: 45 sq. ft. 45 lbs.</p>	1,353	1,400	1,440	1,485	1,526	1,571	1,611	1,659	1,942	2,066

**Wood Finishes**

- #162 White Oak on Ash
- #163 Walnut on Ash
- #164 Cocoa Ash
- #165 Kona Ash
- #167 Slate Grey Ash

**Options**

- NS05 Non-Skid Glides \$42
- MT1-B Mini-Tap Power Unit (1 power, 2 USB), Black \$494
- MT1-W Mini-Tap Power Unit (1, power, 2 USB), White \$494
- MT2-B Mini-Tap Power Unit (2 power), Black \$442
- MT2-W Mini-Tap Power Unit (2 power), White \$442

**Upholstery Combinations:**

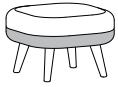
For fabric, vinyl or leather upholstery combinations, pricing will be calculated as follows:

- When combining two COM, COV or COL fabrics, or two fabrics of the same grade, a \$70 List upcharge per unit will be applied.
- When combining two different grades of fabrics, price will be based on the highest grade specified.

**Yardage Requirements:**

Yardage amounts are based on fabric which is plain (i.e. non-directional) and a full 54" wide.

**Appropriate upholstery code must be included on order.**



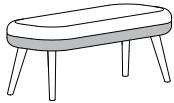
**Code**     **HB1**  
Model     COM Requirement  
63522     Upholstered Platform = .5 yd.  
            Balance of Bench = .75 yd.



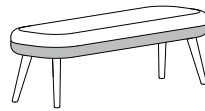
**Code**     **HB2**  
Model     COM Requirement  
63530     Upholstered Platform = .5 yd.  
            Balance of Bench = 1 yd.



**Code**     **HB3**  
Model     COM Requirement  
63536     Upholstered Platform = .5 yd.  
            Balance of Bench = 1 yd.



**Code**     **HB4**  
Model     COM Requirement  
63548     Upholstered Platform = .75 yd.  
            Balance of Bench = 1.25 yds.



**Code**     **HB5**  
Model     COM Requirement  
63560     Upholstered Platform = .75 yd.  
            Balance of Bench = 1.5 yds.