





- Arm and armless models available with glides or casters.
- Optional leather pull handle.
- Pull handle is offered in four standard leather color options. Please refer to listing below.
- 300 lb. weight capacity.
- Please refer to page 3 for two-tone upholstery examples and yardage requirements.
- Accompanying benches also available. Please refer to corresponding pages.
- All dimensions are nominal.

Ordering Procedures:

- Specify model number and upholstery selection.
- List option model number after appropriate seating model number (e.g. 6710-FG04).



Model	Description	COM	1	2	3	4	COL		7	8	L-1 Leather	L-2 Leather
6710 	Lounge Chair, Armless, Glides 24" W x 27.25" D x 32" H Seat: 23.25" W x 18.25" D Seat Ht: 16.75" COM: 3 yds. COL: 60 sq. ft. 42 lbs.	1,140	1,344	1,392	1,476	1,563	1,644	1,728	1,806	1,893	2,283	2,568
6715 	Lounge Chair, Armless, Casters 24" W x 27.25" D x 32" H Seat: 23.25" W x 18.25" D Seat Ht: 16.75" COM: 3 yds. COL: 60 sq. ft. 42 lbs.	1,140	1,344	1,392	1,476	1,563	1,644	1,728	1,806	1,893	2,283	2,568
6711 	Lounge Chair, Arms, Glides 28.5" W x 29.25" D x 32" H Seat: 23.25" W x 18.25" D Seat Ht: 16.75" COM: 5.5 yds. COL: 110 sq. ft. 72 lbs.	1,485	1,859	1,947	2,101	2,261	2,409	2,563	2,706	2,866	3,581	4,103
6716 	Lounge Chair, Arms, Casters 28.5" W x 29.25" D x 32" H Seat: 23.25" W x 18.25" D Seat Ht: 16.75" COM: 5.5 yds. COL: 110 sq. ft. 72 lbs.	1,485	1,859	1,947	2,101	2,261	2,409	2,563	2,706	2,866	3,581	4,103

Options



- P02-BW Leather Pull Handle, Bright White \$125
- P02-S Leather Pull Handle, Saddle \$125
- P02-F Leather Pull Handle, Flint \$125
- P02-B Leather Pull Handle, Black \$125
- FG04 Felt Glides \$40

- Arm and armless models.
- Love seat offered with glides only.
- 600 lb. weight capacity.
- Please refer to page 3 for two-tone upholstery examples and yardage requirements.
- Accompanying benches also available. Please refer to corresponding pages.
- All dimensions are nominal.

Ordering Procedures:

- Specify model number and upholstery selection.
- List option model number after appropriate seating model number (e.g. 6720-FG04).



Model	Description	COM	COL								L-1 Leather	L-2 Leather
			1	2	3	4	5	6	7	8		
6720 	Love Seat, Armless, Glides 48" W x 27.25" D x 32" H Seat: 47.5" W x 18.25" D Seat Ht: 16.75" COM: 5 yds. COL: 100 sq. ft. 60 lbs.	1,626	1,966	2,046	2,186	2,331	2,466	2,606	2,736	2,881	3,531	4,006
6721 	Love Seat, Arms, Glides 53" W x 29.25" D x 32" H Seat: 47.5" W x 18.25" D Seat Ht: 16.75" COM: 9 yds. COL: 180 sq. ft. 103 lbs.	2,079	2,691	2,835	3,087	3,348	3,591	3,843	4,077	4,338	5,508	6,363

Options

-FG04 Felt Glides \$40

Upholstery Combinations:

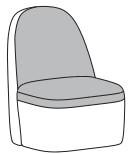
For fabric, vinyl or leather upholstery combinations, pricing will be calculated as follows:

- When combining two COM, COV or COL fabrics, or two fabrics of the same grade, a \$70 List upcharge per unit will be applied.
- When combining two different grades of fabrics, price will be based on the highest grade specified.
- Two-tone upholstery examples and yardage requirements for the most common combinations are listed below. Additional combinations available, please contact customer service for yardage requirements and pricing.

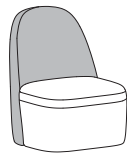
Yardage Requirements:

Yardage amounts are based on fabric which is plain (i.e. non-directional) and a full 54" wide.

Appropriate upholstery code must be included on order.



Code GG1
Model COM Requirement
 6710 Front of Back & Seat Cushion = 1.25 yds.
 6715 Balance of Chair = 2 yds.



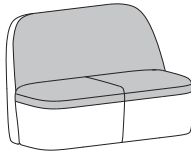
Code GG2
Model COM Requirement
 6710 Back Upholstery = 2 yds.
 6715 Balance of Chair = 1.5 yds.



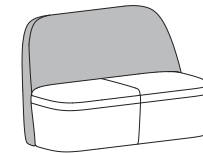
Code GG3
Model COM Requirement
 6711 Back & Seat Cushion = 2.25 yds.
 6716 Balance of Chair = 3.75 yds.



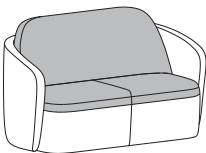
Code GG4
Model COM Requirement
 6711 Arm Panels/Outer Shell = 3 yds.
 6716 Balance of Chair = 3 yds.



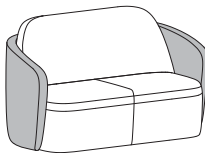
Code GG5
Model COM Requirement
 6720 Front of Back & Seat Cushion = 2.25 yds.
 Balance of Love Seat = 3 yds.



Code GG6
Model COM Requirement
 6720 Back Upholstery = 3 yds.
 Balance of Love Seat = 2.5 yds.



Code GG7
Model COM Requirement
 6721 Back & Seat Cushion = 3.75 yds.
 Balance of Love Seat = 5.25 yds.



Code GG8
Model COM Requirement
 6721 Arm Panels/Outer Shell = 4 yds.
 Balance of Love Seat = 5 yds.