



- Polished aluminum cantilever arm and loop arm models.
- Black nylon base as standard.
- Polished aluminum base also available. Please specify (-AB02) after model number and add \$119 List.
- Fixed back height.
- 300 lb. weight capacity.
- Accompanying task models also available. Please refer to corresponding pages.
- All dimensions are nominal.

**Ordering Procedures:**

- Specify model number, base finish and upholstery selection.
- List option model number after appropriate seating model number (e.g. 1812-M-C05).



**Weight-activated synchro-tilt mechanism. Refer to Encore Master Price List for mechanism guide.**

Model	Description	COM				COL				EL-1 Forte Leather	EL-2 Balboa Leather
		1	2	3	4	5	6	7	8		
 <p><b>1812-M</b> <b>Mid-Back, Cantilever Arms</b> 23.5" W x 23" D x 38.5" - 42.5" H Seat: 19" W x 18" D Seat Ht: 17.5" - 21.5" Back : 19" W x 21" H COM: 1.75 yds. COL: 35 sq. ft. 45 lbs.</p>	1,190	1,229	1,262	1,299	1,332	1,369	1,402	1,440	1,672	1,773	
 <p><b>1814-M</b> <b>Mid-Back, Loop Arms</b> 23" W x 23" D x 38.5" - 42.5" H Seat: 19" W x 18" D Seat Ht: 17.5" - 21.5" Back : 19" W x 21" H COM: 1.75 yds. COL: 35 sq. ft. 46 lbs.</p>	1,219	1,258	1,291	1,328	1,361	1,398	1,431	1,469	1,701	1,802	

**Options**

- AB02 Polished Aluminum Base \$119
- C05 Soft Tread Casters \$26
- C07 Soft Tread Self-Locking Casters \$52



- Polished aluminum cantilever arm and loop arm models.
- Black nylon base as standard.
- Polished aluminum base also available. Please specify (-AB02) after model number and add \$119 List.
- Fixed back height.
- 300 lb. weight capacity.
- Accompanying task models also available. Please refer to corresponding pages.
- All dimensions are nominal.

**Ordering Procedures:**

- Specify model number, base finish and upholstery selection.
- List option model number after appropriate seating model number (e.g. 1812-H-C05).



**Weight-activated synchro-tilt mechanism. Refer to Encore Master Price List for mechanism guide.**

Model	Description	COM				COL				EL-1 Forte Leather	EL-2 Balboa Leather
		1	2	3	4	5	6	7	8		
 <p><b>1812-H</b> High Back, Cantilever Arms 23.5" W x 23" D x 45.5" - 49.5" H Seat: 19" W x 18" D Seat Ht: 17.5" - 21.5" Back : 19" W x 28.5" H COM: 2 yds. COL: 40 sq. ft. 48 lbs.</p>	1,240	1,284	1,322	1,364	1,402	1,444	1,482	1,526	1,790	1,906	
 <p><b>1814-H</b> High Back, Loop Arms 23" W x 23" D x 45.5" - 49.5" H Seat: 19" W x 18" D Seat Ht: 17.5" - 21.5" Back : 19" W x 28.5" H COM: 2 yds. COL: 40 sq. ft. 49 lbs.</p>	1,268	1,312	1,350	1,392	1,430	1,472	1,510	1,554	1,818	1,934	

**Options**

- AB02 Polished Aluminum Base \$119
- C05 Soft Tread Casters \$26
- C07 Soft Tread Self-Locking Casters \$52



- Polished aluminum cantilever arm and loop arm models.
- Black nylon base as standard.
- Polished aluminum base also available. Please specify (-AB02) after model number and add \$119 List.
- Fixed back height.
- 300 lb. weight capacity.
- Accompanying task models also available. Please refer to corresponding pages.
- All dimensions are nominal.

**Ordering Procedures:**

- Specify model number, base finish and upholstery selection.
- List option model number after appropriate seating model number (e.g. 1892-M-C05).



**Synchro-tilt mechanism. Refer to pages 13-15 of Encore Master Price List for mechanism guide.**

Model	Description	COM				COL				EL-1 Forte Leather	EL-2 Balboa Leather
		1	2	3	4	5	6	7	8		
<b>1892-M</b> 	<b>Mid-Back, Cantilever Arms</b> 23.5" W x 23" D x 38.5" - 42.5" H Seat: 19" W x 18" D Seat Ht: 17.5" - 21.5" Back: 19" W x 21" H COM: 1.75 yds. COL: 35 sq. ft. 45 lbs.	1,076	1,115	1,148	1,185	1,218	1,255	1,288	1,326	1,558	1,659
<b>1894-M</b> 	<b>Mid-Back, Loop Arms</b> 23" W x 23" D x 38.5" - 42.5" H Seat: 19" W x 18" D Seat Ht: 17.5" - 21.5" Back: 19" W x 21" H COM: 1.75 yds. COL: 35 sq. ft. 46 lbs.	1,105	1,144	1,177	1,214	1,247	1,284	1,317	1,355	1,587	1,688

**Options**

- SS02 Seat Slider \$76
- AB02 Polished Aluminum Base \$119
- C05 Soft Tread Casters \$26
- C07 Soft Tread Self-Locking Casters \$52



- Polished aluminum cantilever arm and loop arm models.
- Black nylon base as standard.
- Polished aluminum base also available. Please specify (-AB02) after model number and add \$119 List.
- Fixed back height.
- 300 lb. weight capacity.
- Accompanying task models also available. Please refer to corresponding pages.
- All dimensions are nominal.

**Ordering Procedures:**

- Specify model number, base finish and upholstery selection.
- List option model number after appropriate seating model number (e.g. 1892-H-C05).



**Synchro-tilt mechanism. Refer to pages 13-15 of Encore Master Price List for mechanism guide.**

Model	Description	COM				COL				EL-1 Forte Leather	EL-2 Balboa Leather
		1	2	3	4	5	6	7	8		
 <p><b>1892-H</b> <b>High Back, Cantilever Arms</b> 23.5" W x 23" D x 45.5" - 49.5" H Seat: 19" W x 18" D Seat Ht: 17.5" - 21.5" Back: 19" W x 28.5" H COM: 2 yds. COL: 40 sq. ft. 48 lbs.</p>	1,126	1,170	1,208	1,250	1,288	1,330	1,368	1,412	1,676	1,792	
 <p><b>1894-H</b> <b>High Back, Loop Arms</b> 23" W x 23" D x 45.5" - 49.5" H Seat: 19" W x 18" D Seat Ht: 17.5" - 21.5" Back: 19" W x 28.5" H COM: 2 yds. COL: 40 sq. ft. 49 lbs.</p>	1,155	1,199	1,237	1,279	1,317	1,359	1,397	1,441	1,705	1,821	

**Options**

<b>-SS02</b>	Seat Slider	\$76
<b>-AB02</b>	Polished Aluminum Base	\$119
<b>-C05</b>	Soft Tread Casters	\$26
<b>-C07</b>	Soft Tread Self-Locking Casters	\$52

- Adjustable t-arms available with black or chrome trim detail.
- For arms with chrome trim detail, please specify (-CT01) after model number and add \$50 List.
- Black nylon base as standard.
- Polished aluminum base also available. Please specify (-AB02) after model number and add \$119 List.
- Fixed back height.
- Adjustable t arm features 4" arm height adjustment as standard.

- 300 lb. weight capacity.
- Accompanying executive seating also available. Please refer to corresponding pages.
- All dimensions are nominal.

**Ordering Procedures:**

- Specify model number, arm finish (as applicable), base finish and upholstery selection.
- List option model number after appropriate seating model number (e.g. 1893-C05).



**Synchro-tilt mechanism. Refer to pages 13-15 of Encore Master Price List for mechanism guide.**

Model	Description	COM				COL				EL-1 Forte Leather	EL-2 Balboa Leather
		1	2	3	4	5	6	7	8		
1893	<b>Adjustable T-Arms</b> 27.75" W x 23" D x 38.5" - 42.5" H Seat: 19.5" W x 18" D Seat Ht: 17.5" - 21.5" Back: 19.5" W x 21"H COM: 1.75 yds. COL: 35 sq. ft. 40 lbs.	998	1,037	1,070	1,107	1,140	1,177	1,210	1,248	1,480	1,581



**Options**

- SS02** Seat Slider \$76
- CT01** Chrome Trim Arm Detail \$50
- AB02** Polished Aluminum Base \$119
- C05** Soft Tread Casters \$26
- C07** Soft Tread Self-Locking Casters \$52