

- Mesh back and upholstered seat.
- Mesh suspension available in eight colors. Please refer to listing below.
- Glass-reinforced black nylon back frame.
- White back frame also available. Please specify (-W01) after model number and add \$78 List.
- Armless, adjustable t-arm and cantilever arm models.
- Adjustable t-arm available in black or white with black arm cap.
- 3" adjustable t-arm height travel.
- Cantilever arm available in black or white.

- Unless specified otherwise, arm color will match back shell color.
- Fixed back height.
- Two base options: black nylon and polished aluminum.
- 300 lb. weight capacity.
- All dimensions are nominal.




**Ordering Procedures:**

- Specify model number, mesh suspension color, back frame color, arm color, base finish and seat upholstery selection.
- List option model number after appropriate seating model number (e.g. 4521-K-C02).



QuickTIME

**Weight-activated mechanism.**  
Refer to pages 13-15 for mechanism guide.

Model	Description	Base Finish	COM								EL-1 Forte Leather	EL-2 Balboa Leather
			1	2	3	4	COL					
 <b>4521-K</b> <b>Mesh Back, Armless</b> 20" W x 22.5" D x 39" - 44" H Seat: 19" W x 18.5" D Seat Ht: 17.5" - 22.5" Back: 18" W x 22.5" H COM: 1 yd. COL: 20 sq. ft. 37 lbs.	Black Nylon	867	889	908	929	948	969	988	1,010	1,142	1,200	
	Polished Aluminum	946	968	987	1,008	1,027	1,048	1,067	1,089	1,221	1,279	
 <b>4523-K</b> <b>Mesh Back, Adjustable T-Arms</b> 25.75" W x 22.5" D x 39" - 44" H Seat: 19" W x 18.5" D Seat Ht: 17.5" - 22.5" Back: 18" W x 22.5" H COM: 1 yd. COL: 20 sq. ft. 44 lbs.	Black Nylon	911	933	952	973	992	1,013	1,032	1,054	1,186	1,244	
	Polished Aluminum	990	1,012	1,031	1,052	1,071	1,092	1,111	1,133	1,265	1,323	
 <b>4524-K</b> <b>Mesh Back, Cantilever Arms</b> 24.25" W x 22.5" D x 39" - 44" H Seat: 19" W x 18.5" D Seat Ht: 17.5" - 22.5" Back: 18" W x 22.5" H COM: 1 yd. COL: 20 sq. ft. 40 lbs.	Black Nylon	911	933	952	973	992	1,013	1,032	1,054	1,186	1,244	
	Polished Aluminum	990	1,012	1,031	1,052	1,071	1,092	1,111	1,133	1,265	1,323	

**Mesh Suspension Colors**

- #101 Brazen
- #105 Calypso
- #107 Sterling
- #109 Night
- #124 Citrus
- #125 Chestnut
- #126 Wheat
- #135 Arctic

**Options**

- W01 White Back Frame \$78
- SS01 Seat Slider \$76
- C02 Soft Tread Casters \$26
- C07 Soft Tread Self-Locking Casters \$52
- GD02 Glides \$26
- J01 Jury Base (black only) \$150

## Editor Series - Mesh Back

- Mesh back and upholstered seat.
- Mesh suspension available in eight colors. Please refer to listing below.
- Glass-reinforced black nylon back frame.
- White back frame also available. Please specify (-W01) after model number and add \$78 List.
- Armless, adjustable t-arm and cantilever arm models.
- Adjustable t-arm available in black or white with black arm cap.
- 3" adjustable t-arm height travel.
- Cantilever arm available in black or white.
- Unless specified otherwise, arm color will match back shell color.
- Fixed back height.
- Two base options: black nylon and polished aluminum.
- 300 lb. weight capacity.
- All dimensions are nominal.




### Ordering Procedures:

- Specify model number, mesh suspension color, back frame color, arm color, base finish and seat upholstery selection.
- List option model number after appropriate seating model number (e.g. 4591-K-C02).



**Synchro-tilt mechanism. Refer to pages 13-15 for mechanism guide.**

**QuickTIME**

Model	Description	Base Finish	COM				COL				EL-1 Forte Leather	EL-2 Balboa Leather
			1	2	3	4	5	6	7	8		
<b>4591-K</b> 	<b>Mesh Back, Armless</b> 20" W x 22.5" D x 38" - 43" H Seat: 19" W x 18.5" D Seat Ht: 17" - 22" Back: 18" W x 22.5" H COM: 1 yd. COL: 20 sq. ft. 34 lbs.	Black Nylon	823	845	864	885	904	925	944	966	1,098	1,156
		Polished Aluminum	902	924	943	964	983	1,004	1,023	1,045	1,177	1,235
<b>4593-K</b> 	<b>Mesh Back, Adjustable T-Arms</b> 25.75" W x 22.5" D x 38" - 43" H Seat: 19" W x 18.5" D Seat Ht: 17" - 22" Back: 18" W x 22.5" H COM: 1 yd. COL: 20 sq. ft. 41 lbs.	Black Nylon	868	890	909	930	949	970	989	1,011	1,143	1,201
		Polished Aluminum	947	969	988	1,009	1,028	1,049	1,068	1,090	1,222	1,280
<b>4594-K</b> 	<b>Mesh Back, Cantilever Arms</b> 24.25" W x 22.5" D x 38" - 43" H Seat: 19" W x 18.5" D Seat Ht: 17" - 22" Back: 18" W x 22.5" H COM: 1 yd. COL: 20 sq. ft. 37 lbs.	Black Nylon	868	890	909	930	949	970	989	1,011	1,143	1,201
		Polished Aluminum	947	969	988	1,009	1,028	1,049	1,068	1,090	1,222	1,280

### Mesh Suspension Colors

- #101 Brazen
- #105 Calypso
- #107 Sterling
- #109 Night
- #124 Citrus
- #125 Chestnut
- #126 Wheat
- #135 Arctic

### Options

- W01 White Back Frame \$78
- SS02 Seat Slider \$76
- C02 Soft Tread Casters \$26
- C07 Soft Tread Self-Locking Casters \$52
- GD02 Glides \$26
- J01 Jury Base (black only) \$150



- Upholstered back and seat.
- Glass-reinforced black nylon back frame.
- White back frame also available. Please specify (-W01) after model number and add \$78 List.
- Armless, adjustable t-arm and cantilever arm models.
- Adjustable t-arm available in black or white with black arm cap and polished aluminum trim.
- 3" adjustable t-arm height travel.
- Cantilever arm available in black or white.




- Unless specified otherwise, arm color will match back shell color.
- Fixed back height.
- Two base options: black nylon and polished aluminum.
- 300 lb. weight capacity.
- All dimensions are nominal.

**Ordering Procedures:**

- Specify model number, back frame color, arm color, base finish and upholstery selection.
- List option model number after appropriate seating model number (e.g. 4521-U-C02).



**Weight-activated mechanism.**  
Refer to pages 13-15 for mechanism guide.

Model	Description	Base Finish	COM				COL				EL-1 Forte Leather	EL-2 Balboa Leather
			1	2	3	4	5	6	7	8		
<b>4521-U</b> 	<b>Upholstered Back, Armless</b> 20" W x 22.5" D x 39" - 44" H Seat: 19" W x 18.5" D Seat Ht: 17.5" - 22.5" Back: 18" W x 22.5" H COM: 2 yds. COL: 40 sq. ft. 37 lbs. TB 133: \$100	Black Nylon	802	846	884	926	964	1,006	1,044	1,088	1,352	1,468
		Polished Aluminum	881	925	963	1,005	1,043	1,085	1,123	1,167	1,431	1,547
<b>4523-U</b> 	<b>Upholstered Back, Adjustable T-Arms</b> 25.75" W x 22.5" D x 39" - 44" H Seat: 19" W x 18.5" D Seat Ht: 17.5" - 22.5" Back: 18" W x 22.5" H COM: 2 yds. COL: 40 sq. ft. 44 lbs. TB 133: n/a	Black Nylon	847	891	929	971	1,009	1,051	1,089	1,133	1,397	1,513
		Polished Aluminum	926	970	1,008	1,050	1,088	1,130	1,168	1,212	1,476	1,592
<b>4524-U</b> 	<b>Upholstered Back, Cantilever Arms</b> 24.25" W x 22.5" D x 39" - 44" H Seat: 19" W x 18.5" D Seat Ht: 17.5" - 22.5" Back: 18" W x 22.5" H COM: 2 yds. COL: 40 sq. ft. 40 lbs. TB 133: \$100	Black Nylon	847	891	929	971	1,009	1,051	1,089	1,133	1,397	1,513
		Polished Aluminum	926	970	1,008	1,050	1,088	1,130	1,168	1,212	1,476	1,592

**Options**

<b>-W01</b>	White Back Frame	\$78
<b>-SS01</b>	Seat Slider	\$76
<b>-C02</b>	Soft Tread Casters	\$26
<b>-C07</b>	Soft Tread Self-Locking Casters	\$52
<b>-GD02</b>	Glides	\$26
<b>-J01</b>	Jury Base (black only)	\$150






- Upholstered back and seat.
- Glass-reinforced black nylon back frame.
- White back frame also available. Please specify (-W01) after model number and add \$78 List.
- Armless, adjustable t-arm and cantilever arm models.
- Adjustable t-arm available in black or white with black arm cap and polished aluminum trim.
- 3" adjustable t-arm height travel.
- Cantilever arm available in black or white.
- Unless specified otherwise, arm color will match back shell color.
- Fixed back height.
- Two base options: black nylon and polished aluminum.
- 300 lb. weight capacity.
- All dimensions are nominal.

**Ordering Procedures:**

- Specify model number, back frame color, arm color, base finish and upholstery selection.
- List option model number after appropriate seating model number (e.g. 4591-U-C02).



**Synchro-tilt mechanism.**  
Refer to pages 13-15 for mechanism guide.

Model	Description	Base Finish	COM				COL				EL-1 Forte Leather	EL-2 Balboa Leather
			1	2	3	4	5	6	7	8		
 <b>4591-U Upholstered Back, Armless</b> 20" W x 22.5" D x 38" - 43" H Seat: 19" W x 18.5" D Seat Ht: 17" - 22" Back: 18" W x 22.5" H COM: 2 yds. COL: 40 sq. ft. 34 lbs. TB 133: \$100	Black Nylon	758	802	840	882	920	962	1,000	1,044	1,308	1,424	
	Polished Aluminum	837	881	919	961	999	1,041	1,079	1,123	1,387	1,503	
 <b>4593-U Upholstered Back, Adjustable T-Arms</b> 25.75" W x 22.5" D x 38" - 43" H Seat: 19" W x 18.5" D Seat Ht: 17" - 22" Back: 18" W x 22.5" H COM: 2 yds. COL: 40 sq. ft. 41 lbs. TB 133: n/a	Black Nylon	803	847	885	927	965	1,007	1,045	1,089	1,353	1,469	
	Polished Aluminum	882	926	964	1,006	1,044	1,086	1,124	1,168	1,432	1,548	
 <b>4594-U Upholstered Back, Cantilever Arms</b> 24.25" W x 22.5" D x 38" - 43" H Seat: 19" W x 18.5" D Seat Ht: 17" - 22" Back: 18" W x 22.5" H COM: 2 yds. COL: 40 sq. ft. 37 lbs. TB 133: \$100	Black Nylon	803	847	885	927	965	1,007	1,045	1,089	1,353	1,469	
	Polished Aluminum	882	926	964	1,006	1,044	1,086	1,124	1,168	1,432	1,548	

**Options**

- W01 White Back Frame \$78
- SS02 Seat Slider \$76
- C02 Soft Tread Casters \$26
- C07 Soft Tread Self-Locking Casters \$52
- GD02 Glides \$26
- J01 Jury Base (black only) \$150