



Bench Features:

- Straight and 45-degree models.
- Available as stand-alone units or in modular configurations with or without accompanying tables.
- Metal legs offered in standard and premium finishes.
- Models with ganging legs are field assembled.
- 300 lb. weight capacity.

Table Features:

- Tables measure 12" W x 14" D.
- Available as stand-alone units or in modular configurations with accompanying benches.
- Wood veneer, laminate and Corian top surface options with fully upholstered front/end panels.
- Table tops feature self edge as standard.
- Beech, White Oak and Walnut wood species available in all standard finishes.
- For custom wood finishes, please contact Customer Service and add one-time upcharge of \$325 List per color per order.
- Metal legs offered in standard and premium finishes.
- Models with ganging legs are field assembled.

Stationary Table-ette Features:

- Available on table units.
- Table-ette size is 10" dia. x 3/4" thick.
- Three table-ette surface options: wood veneer, laminate and Corian.
- Beech, White Oak and Walnut wood species available in all standard finishes.
- For custom wood finishes, please contact Customer Service and add one-time upcharge of \$325 List per color per order.
- Tops feature an exposed wood edge with clear coat finish as standard.
- Table-ette mounting post will match leg finish unless specified otherwise.

Standard Metal Finishes:

- #78 Graphite #90 Metallic Silver
- #92 Polished Aluminum #95 Satin Black

Premium Metal Finishes:

- #77 Sunshine #79 Metallic Champagne
- #89 Granny Smith #80 Clementine
- #94 Cotton #87 Poppy
- #98 Pacific #88 Pink Flamingo
- #99 Glossy Black

Standard Wood Finishes:

Beech

- #12 Natural Beech #22 Caramel Beech
- #27 Ebony Beech #33 Cinnamon Beech
- #43 Autumn Beech #73 Kona Beech
- #85 Cocoa Beech

White Oak

- #14 Natural White Oak #18 Slate Grey Oak
- #20 Caramel Oak #25 Ebony Oak
- #32 Cinnamon Oak #44 Autumn Oak
- #70 Kona Oak #123 Cocoa Oak

Walnut

- #29 Natural Walnut

Standard Laminate Tops:

- Formica 459-58 Brite White Nevamar WM8340T Clear Maple
- Pionite WF131-SD Vana Nevamar WM005T Siren Maple
- Nevamar S2110T Basic Wilsonart 7954-38 Natural Rift
- Wilsonart 7054-60 Wild Cherry Wilsonart 7937-38 River Cherry
- Pionite SG228-SD Slate Pionite ST604-SD Nubian Brown
- Wilsonart 7953K-07 Shaker Cherry Formica 7739-58 Cocoa Maple
- Nevamar WM-0047T Iconic Maple Pionite WX421-PV Witchcraft
- Pionite SE101-AW Black Ashwood

Corian® Surface Material:

- Designer White Rain Cloud
- Linen Sahara (T)
- Deep Night Sky Sonora
- Platinum (T) Witch Hazel

T= Terra Collection from Dupont.
Corian® is a registered trademark of Dupont.

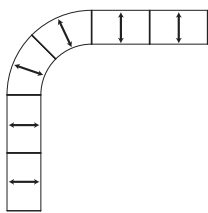
To order a non-standard Corian color, please specify the name and color number. Contact Customer Service to confirm pricing.



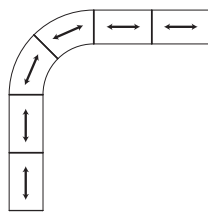
Fabric Application:

- Fabric is cut "up the roll" as a standard cutting procedure (see example below). If another direction is required (i.e. "railroaded"), please specify and contact Customer Service for yardage requirements.

Up the Roll



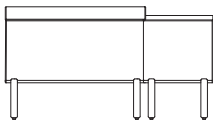
Railroaded



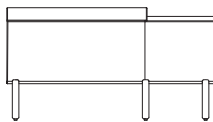
Modular Arrangements:

- Ganging leg connects two units together and reduces overall quantity of legs.
- Refer to individual pages for specification information and pricing.
- Field assembly required.

Straight Benches:

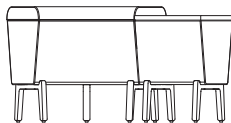


Standard Leg - Front View

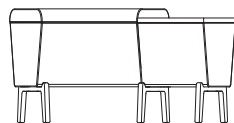


Ganging Leg - Front View

45-Degree Benches:



Standard Leg - Front View



Ganging Leg - Front View

- **Note:** Layout drawings or sketch is required with each modular order.

Power Band Units:

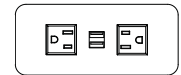
- Available on all tables and straight benches (not available on 45-degree models).
- UL listed.
- Dimensions: 5.75" L x 2.5" W
- Available in metallic silver and white finish options
- 108" electrical cord.
- Tables: placement may be specified on table top, front panel or end panel.
- Benches: placement available on front panel only.
- Please note that when table-ettes are specified on tables, table top placement for power units is not available.



PB1



PB2

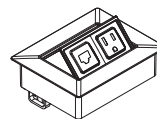


PB3

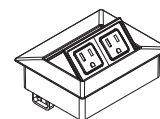
- PB1 unit features one (1) simplex outlet and two (2) USB charging ports.
- PB2 unit features two (2) simplex outlets.
- PB3 unit features two (2) simplex outlets and two (2) USB charging ports.

Portal Power Units:

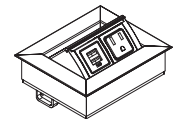
- Available on all tables.
- UL listed.
- Dimensions: 4.25" L x 5.25" W
- Satin nickel finish.
- 72" electrical cord.
- Placement may be specified on table top, front panel or end panel.
- Please note that when table-ettes are specified, table top placement for power units is not available.



PP1



PP2



PP3

- PP1 unit features one (1) simplex outlet and one (1) RJ-45 jack (Cat 6) with 72" patch cable.
- PP2 unit features two (2) simplex outlets.
- PP3 unit features one (1) simplex outlet and two (2) USB charging ports.


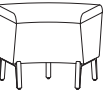
- Stand-alone benches available in straight and 45-degree sizes.
- Stand-alone 45-degree models feature 5 legs to ensure stability.
- Models may be used individually or in modular combinations with or without accompanying tables.
- For modular arrangements utilizing shared legs, please refer to models on pages 5-7.
- Legs offered in four standard finishes: #78 Graphite, #90 Metallic Silver, #92 Polished Aluminum and #95 Satin Black.
- Premium finishes also available. Please refer to listing on page 1.
- Optional power units available for placement on front panel of straight models only (not available on 45-degree models).

- 300 lb. weight capacity.
- Ships KD (knocked down).
- Please refer to page 8 for two-tone upholstery examples and yardage requirements.
- Accompanying tables also offered. Please refer to page 4.

Ordering Procedures:

- Specify model number, upholstery selection and leg finish.
- List option model number after appropriate seating model number (e.g. 1724-MB1).



Model	Description	Leg Finish	COM				COL				EL-1 Forte Leather	EL-2 Balboa Leather
			1	2	3	4	5	6	7	8		
1724 	Straight Bench Overall: 24" W x 14.5" D x 19.5" H COM: 1.25 yds. COL: 25 sq. ft. 21 lbs. TB 133: \$63	Standard	755	781	804	828	850	874	896	921	1,074	1,141
		Premium	825	851	874	898	920	944	966	991	1,144	1,211
1745 	45-Degree Bench Overall: 27.5" W x 14.5" D x 19.5" H COM: 1.25 yds. COL: 25 sq. ft. 22 lbs. TB 133: \$63	Standard	835	861	884	908	930	954	976	1,001	1,154	1,221
		Premium	905	931	954	978	1,000	1,024	1,046	1,071	1,224	1,291

Options

-MB1	Moisture Barrier	\$50
-NS	Non-Skid Glides	\$42
-PB1-S	Power Band 1 (1 Power, 2 USB), Silver	\$430
-PB1-W	Power Band 1 (1 Power, 2 USB), White	\$430
-PB2-S	Power Band 2 (Dual Power), Silver	\$340
-PB2-W	Power Band 2 (Dual Power), White	\$340
-PB3-S	Power Band 3 (2 Power, 2 USB), Silver	\$450
-PB3-W	Power Band 3 (2 Power, 2 USB), White	\$450

Please note that power units are only available on straight benches (not available on 45-degree models).




- Tables feature wood veneer, laminate and Corian top surface options with fully upholstered front/end panels.
- Models may be used individually or in modular combinations with accompanying benches.
- For modular arrangements utilizing shared legs, please refer to models on pages 6-7.
- Three wood species available: Beech, White Oak and Walnut.
- For standard wood, laminate and Corian options, please refer to listing on page 1.
- For custom wood finishes, please contact Customer Service and add one-time upcharge of \$325 List per color per order.
- Legs offered in four standard finishes: #78 Graphite, #90 Metallic Silver, #92 Polished Aluminum and #95 Satin Black.

- Premium finishes also available. Please refer to listing on page 1.
- Optional stationary table-ette offered in wood veneer, laminate or Corian.
- Table-ette mounting post will match leg finish unless specified otherwise.
- Optional power units available for placement on table top, front panel or end panel.
- Ships KD (knocked down).
- Accompanying benches also offered. Please refer to page 3.



Ordering Procedures:

- Specify model number, top finish, upholstery selection and leg finish.
- List option model number after appropriate seating model number (e.g. 1712-W-NS).

Model	Description	Leg Finish	COM				COL				EL-1 Forte Leather	EL-2 Balboa Leather
			1	2	3	4	5	6	7	8		
1712-W 	Table, Wood Top Overall: 12" W x 14" D x 17.75 H" COM: 1 yd. COL: 20 sq. ft. 14 lbs. TB 133: \$50	Standard	646	667	685	704	722	741	759	779	901	955
		Premium	716	737	755	774	792	811	829	849	971	1,025
1712-L 	Table, Laminate Top Overall: 12" W x 14" D x 17.75 H" COM: 1 yd. COL: 20 sq. ft. 14 lbs. TB 133: \$50	Standard	646	667	685	704	722	741	759	779	901	955
		Premium	716	737	755	774	792	811	829	849	971	1,025
1712-CO 	Table, Corian Top Overall: 12" W x 14" D x 17.75 H" COM: 1 yd. COL: 20 sq. ft. 14 lbs. TB 133: \$50	Standard	824	845	863	882	900	919	937	957	1,079	1,133
		Premium	894	915	933	952	970	989	1,007	1,027	1,149	1,203

Options

-NS	Non-Skid Glides	\$42	-PP1	Portal Power 1 (1 Power, 1 Data)	\$635
-ST-W	Stationary Table-ette, Wood Top	\$275	-PP2	Portal Power 2 (Dual Power)	\$520
-ST-L	Stationary Table-ette, Laminate Top	\$275	-PP3	Portal Power 1 (1 Power, 2 USB)	\$755
-ST-CO	Stationary Table-ette, Corian Top	\$383			
-PB1-S	Power Band 1 (1 Power, 2 USB), Silver	\$430			
-PB1-W	Power Band 1 (1 Power, 2 USB), White	\$430			
-PB2-S	Power Band 2 (Dual Power), Silver	\$340			
-PB2-W	Power Band 2 (Dual Power), White	\$340			
-PB3-S	Power Band 3 (2 Power, 2 USB), Silver	\$450			
-PB3-W	Power Band 3 (2 Power, 2 USB), White	\$450			

Please note that when table-ettes are specified, power unit placement must be on front panel or end panel (table top placement not available).


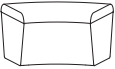
- Modular benches available in straight and 45-degree sizes.
- Benches are connected together using shared legs.
- Legs are ordered separately from seating units and must be assembled in the field.
- Please refer to page 7 for leg options and pricing.
- Optional power units available for placement on front panel of straight models only (not available on 45-degree models).
- 300 lb. weight capacity.
- Ships KD (knocked down).
- Please refer to page 8 for two-tone upholstery examples and yardage requirements.

- Accompanying modular tables also offered. Please refer to page 6.

Ordering Procedures:

- Specify model number and upholstery selection.
- List option model number after appropriate seating model number (e.g. 1724-G-MB1).
- **Please include layout drawings or sketch with each order.**



Model	Description	COM				COL				EL-1 Forte Leather	EL-2 Balboa Leather
		1	2	3	4	5	6	7	8		
1724-G 	Straight Modular Bench COM: 1.25 yds. COL: 25 sq. ft. 19 lbs. TB 133: \$63	608	634	657	681	703	727	749	774	927	994
	1745-G 	45-Degree Modular Bench COM: 1.25 yds. COL: 25 sq. ft. 20 lbs. TB 133: \$63	654	680	703	727	749	773	795	820	973
	Legs: page 7 Tables: page 6										

Options

-MB1	Moisture Barrier	\$50
-NS	Non-Skid Glides	\$42
-PB1-S	Power Band 1 (1 Power, 2 USB), Silver	\$430
-PB1-W	Power Band 1 (1 Power, 2 USB), White	\$430
-PB2-S	Power Band 2 (Dual Power), Silver	\$340
-PB2-W	Power Band 2 (Dual Power), White	\$340
-PB3-S	Power Band 3 (2 Power, 2 USB), Silver	\$450
-PB3-W	Power Band 3 (2 Power, 2 USB), White	\$450

Please note that power units are only available on straight benches (not available on 45-degree models).




- Modular tables feature wood veneer, laminate and Corian top surface options with fully upholstered front/end panels.
- Tables are connected together using shared legs.
- Legs are ordered separately from table units and must be assembled in the field.
- Please refer to page 7 for leg options and pricing.
- Three wood species available: Beech, White Oak and Walnut.
- For standard wood, laminate and Corian options, please refer to listing on page 1.
- For custom wood finishes, please contact Customer Service and add one-time upcharge of \$325 List per color per order.
- Optional stationary table-ette offered in wood veneer, laminate or Corian.

- Table-ette mounting post offered in four standard finishes: #78 Graphite, #90 Metallic Silver, #92 Polished Aluminum and #95 Satin Black.
- Optional power units available for placement on table top, front panel or end panel.
- Ships KD (knocked down).
- Accompanying modular benches also offered. Please refer to page 5.

Ordering Procedures:

- Specify model number, top finish and upholstery selection.
- List option model number after appropriate seating model number (e.g. 1712-G-WV-PB1).
- Please include layout drawings or sketch with each order.**



Model	Description	COM				COL				EL-1 Forte Leather	EL-2 Balboa Leather
		1	2	3	4	5	6	7	8		
1712-G-W 	Modular Table, Wood Top Overall: 12" W x 14" D x 17.75 H" COM: 1 yd. COL: 20 sq. ft. 12 lbs. TB 133: \$50	499	520	538	557	575	594	612	632	754	808
1712-G-L 	Modular Table, Laminate Top Overall: 12" W x 14" D x 17.75 H" COM: 1 yd. COL: 20 sq. ft. 12 lbs. TB 133: \$50	499	520	538	557	575	594	612	632	754	808
1712-G-CO 	Modular Table, Corian Top Overall: 12" W x 14" D x 17.75 H" COM: 1 yd. COL: 20 sq. ft. 12 lbs. TB 133: \$50 Legs: page 7 Benches: page 5	677	698	716	735	753	772	790	810	932	986

Options

-ST-W	Stationary Table-ette, Wood Top	\$275	-PP1	Portal Power 1 (1 Power, 1 Data)	\$635
-ST-L	Stationary Table-ette, Laminate Top	\$275	-PP2	Portal Power 2 (Dual Power)	\$520
-ST-CO	Stationary Table-ette, Corian Top	\$383	-PP3	Portal Power 1 (1 Power, 2 USB)	\$755
-PB1-S	Power Band 1 (1 Power, 2 USB), Silver	\$430			
-PB1-W	Power Band 1 (1 Power, 2 USB), White	\$430			
-PB2-S	Power Band 2 (Dual Power), Silver	\$340			
-PB2-W	Power Band 2 (Dual Power), White	\$340			
-PB3-S	Power Band 3 (2 Power, 2 USB), Silver	\$450			
-PB3-W	Power Band 3 (2 Power, 2 USB), White	\$450			



Please note that when table-ettes are specified, power unit placement must be on front panel or end panel (table top placement not available).

- Connecting legs for modular configurations.
- Legs are specified separately from benches and tables and must be field-installed.
- Please refer to pages 5-6 for accompanying benches and tables.
- End legs are for placement at the beginning or end of a configuration.
- Ganging legs connect two units together.
- Legs offered in 4 standard finishes: #78 Graphite, #90 Metallic Silver, #92 Polished Aluminum and #95 Satin Black.
- Premium finishes also available. Please refer to listing on page 1.

Ordering Procedures:

- Specify model number and finish.
- List option model number after appropriate leg model number (e.g. 1780-NS).
- **Please include layout drawings or sketch with each order.**



Model	Description	Finish	List
1780 	End Legs 2 lbs.	Standard	71
		Premium	106
1781 	Ganging Legs 4 lbs.	Standard	95
		Premium	130

Options

-NS Non-Skid Glides \$22

Dabble Series - Two-Tone Upholstery

Upholstery Combinations:

For fabric, vinyl or leather upholstery combinations, pricing will be calculated as follows:

- When combining two COM, COV or COL fabrics, a \$45 List upcharge per unit will be applied.
- When combining two fabrics of the same grade, a \$45 List upcharge per unit will be applied.
- When combining two different grades of fabrics, price will be based on the highest grade specified.

Yardage Requirements:

Yardage amounts are based on fabric which is plain (i.e. non-directional) and a full 54" wide.

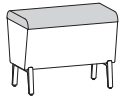
Appropriate upholstery code must be included on order.

Code DB1

Model COM Requirement

1724 Seat Cushion Only = .75 yd.

1724-G Balance of Upholstery = 1 yd.

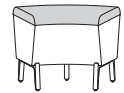


Code DB2

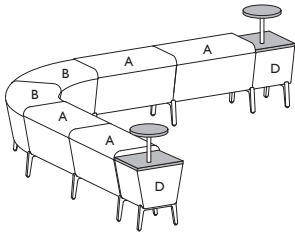
Model COM Requirement

1745 Seat Cushion Only = .75 yd.

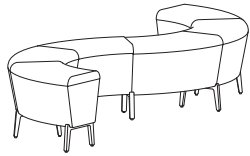
1745-G Balance of Upholstery = 1 yd.



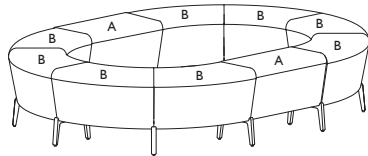
Dabble Series - Configuration & Ordering Examples



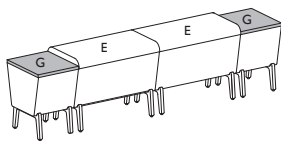
Qty	Model #	Description	COM List	Key
4	1724-G	Straight Modular Bench (\$608 List each)	\$2,432	A
2	1745-G	45-Degree Modular Bench (\$654 List each)	\$1,308	B
2	1712-G-W-ST-W	Modular Table with Table-ette, Wood Top (\$774 List each)	\$1,548	D
2	1780	End Legs (\$71 List each)	\$142	
7	1781	Ganging Legs (\$95 List each)	\$665	
			\$6,095	



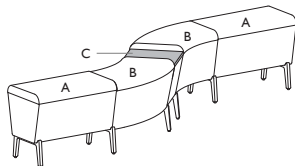
Qty	Model #	Description	COM List	Key
6	1745-G	45-Degree Modular Bench (\$654 List each)	\$3,924	n/a
2	1780	End Legs (\$71 List each)	\$142	
5	1781	Ganging Legs (\$95 List each)	\$475	
			\$4,541	



Qty	Model #	Description	COM List	Key
8	1745-G	45-Degree Modular Bench (\$654 List each)	\$5,232	B
2	1724-G	Straight Modular Bench (\$608 List each)	\$1,216	A
10	1781	Ganging Legs (\$95 List each)	\$950	
			\$7,398	



Qty	Model #	Description	COM List	Key
2	1724	Straight Bench (\$755 List each)	\$1,510	E
2	1712-L	Table, Laminate Top (\$646 List each)	\$1,292	G
			\$2,802	



Qty	Model #	Description	COM List	Key
2	1724-G	Straight Modular Bench (\$608 List each)	\$1,216	A
2	1745-G	45-Degree Modular Bench (\$654 List each)	\$1,308	B
1	1712-G-CO	Modular Table, Corian Top	\$677	C
2	1780	End Legs (\$71 List each)	\$142	
4	1781	Ganging Legs (\$95 List each)	\$380	
			\$3,723	