



Bench Features:

- Straight and 45-degree models.
- Available as stand-alone units or in modular configurations with or without accompanying tables.
- Metal legs offered in standard and premium finishes.
- Models with ganging legs are field assembled.
- 300 lb. weight capacity.

Table Features:

- Tables measure 12" W x 14" D.
- Available as stand-alone units or in modular configurations with accompanying benches.
- Wood veneer, laminate and solid surface top surface options with fully upholstered front/end panels.
- Table tops feature self edge as standard.
- Beech, White Oak and Walnut wood species available in all standard finishes.
- For custom wood finishes, please contact Customer Service and add one-time upcharge of \$325 List per color per order.
- Metal legs offered in standard and premium finishes.
- Models with ganging legs are field assembled.

Stationary Table-ette Features:

- Available on table units.
- Table-ette size is 10" dia. x 3/4" thick.
- Three table-ette surface options: wood veneer, laminate and solid surface.
- Beech, White Oak and Walnut wood species available in all standard finishes.
- For custom wood finishes, please contact Customer Service and add one-time upcharge of \$325 List per color per order.
- Tops feature an exposed wood edge with clear coat finish as standard.
- Table-ette mounting post will match leg finish unless specified otherwise.

Standard Metal Finishes:

- #82 Graphite
- #90 Metallic Silver
- #92 Polished Aluminum
- #95 Satin Black

Premium Metal Finishes:

- #07 Gold Shimmer
- #08 Penny
- #09 Brown Sugar
- #77 Sunshine
- #80 Clementine
- #89 Granny Smith
- #83 Metallic Champagne
- #94 Cotton
- #87 Poppy
- #98 Pacific
- #88 Pink Flamingo
- #99 Glossy Black

Standard Wood Finishes:

Beech

- #12 Natural Beech
- #22 Caramel Beech
- #27 Ebony Beech
- #33 Cinnamon Beech
- #43 Autumn Beech
- #73 Kona Beech
- #85 Cocoa Beech

White Oak

- #14 Natural White Oak
- #18 Slate Grey Oak
- #20 Caramel Oak
- #25 Ebony Oak
- #32 Cinnamon Oak
- #44 Autumn Oak
- #70 Kona Oak
- #123 Cocoa Oak

Walnut

- #29 Natural Walnut

Standard Laminate Tops:

- Formica 459-58 Brite White
- Nevamar WM8340T Clear Maple
- Pionite WF131-SD Vana
- Nevamar WM005T Siren Maple
- Nevamar S2110T Basic
- Wilsonart 7954-38 Natural Rift
- Wilsonart 7054-60 Wild Cherry
- Wilsonart 7937-38 River Cherry
- Pionite SG228-SD Slate
- Pionite ST604-SD Nubian Brown
- Wilsonart 7953K-07 Shaker Cherry
- Formica 7739-58 Cocoa Maple
- Nevamar WM-0047T Iconic Maple
- Pionite WX421-PV Witchcraft
- Pionite SE101-AW Black Ashwood

Solid Surface Material:

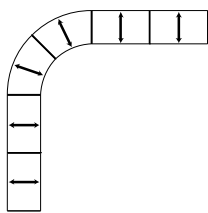
Solid surface available in white only. To order a non-standard solid surface color, please specify the manufacturer, pattern name and color number. Contact Customer Service to confirm pricing.



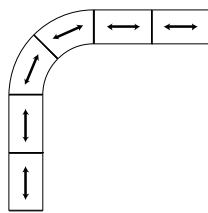
Fabric Application:

- Fabric is cut "up the roll" as a standard cutting procedure (see example below). If another direction is required (i.e. "railroaded"), please specify and contact Customer Service for yardage requirements.

Up the Roll



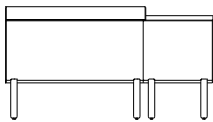
Railroaded



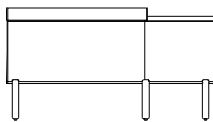
Modular Arrangements:

- Ganging leg connects two units together and reduces overall quantity of legs.
- Refer to individual pages for specification information and pricing.
- Field assembly required.

Straight Benches:

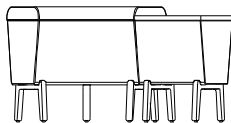


Standard Leg - Front View

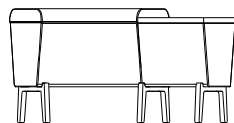


Ganging Leg - Front View

45-Degree Benches:



Standard Leg - Front View



Ganging Leg - Front View

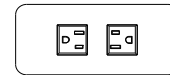
- **Note:** Layout drawings or sketch is required with each modular order.

Power Band Units:

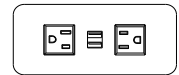
- Available on all tables and straight benches (not available on 45-degree models).
- UL listed.
- Dimensions: 5.75" L x 2.5" W
- Available in metallic silver and white finish options.
- 108" electrical cord.
- Tables: placement may be specified on table top, front panel or end panel.
- Benches: placement available on front panel only.
- Please note that when table-ettes are specified on tables, table top placement for power units is not available.



PB1



PB2

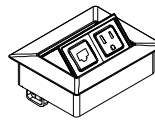


PB3

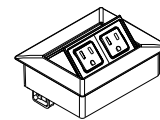
- PB1 unit features one (1) simplex outlet and two (2) USB charging ports.
- PB2 unit features two (2) simplex outlets.
- PB3 unit features two (2) simplex outlets and two (2) USB charging ports.

Portal Power Units:

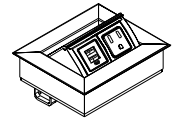
- Available on all tables.
- UL listed.
- Dimensions: 4.25" L x 5.25" W
- Satin nickel finish.
- 72" electrical cord.
- Placement may be specified on table top, front panel or end panel.
- Please note that when table-ettes are specified, table top placement for power units is not available.



PP1



PP2



PP3

- PP1 unit features one (1) simplex outlet and one (1) RJ-45 jack (Cat 6) with 72" patch cable.
- PP2 unit features two (2) simplex outlets.
- PP3 unit features one (1) simplex outlet and two (2) USB charging ports.


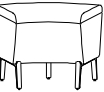


- Stand-alone benches available in straight and 45-degree sizes.
- Stand-alone 45-degree models feature 5 legs to ensure stability.
- Models may be used individually or in modular combinations with or without accompanying tables.
- For modular arrangements utilizing shared legs, please refer to models on pages 57-59.
- **Legs offered in four standard finishes:** #82 Graphite, #90 Metallic Silver, #92 Polished Aluminum and #95 Satin Black.
- **Premium finishes also available.** Please refer to listing on page 53.
- **Optional power units available for placement on front panel of straight models only (not available on 45-degree models).**
- 300 lb. weight capacity.
- Ships KD (knocked down).
- Please refer to page 60 for two-tone upholstery examples and yardage requirements.
- Accompanying tables also offered. Please refer to page 56.
- All dimensions are nominal.

Ordering Procedures:

- Specify model number, upholstery selection and leg finish.
- List option model number after appropriate seating model number (e.g. 1724-MB01).



Model	Description	COM				COL				EL-1 Forte Leather	EL-2 Balboa Leather
		1	2	3	4	5	6	7	8		
 <p>1724</p>	<p>Straight Bench</p> <p>Overall: 24" W x 14.5" D x 19.5" H COM: 1.25 yds. COL: 25 sq. ft. 21 lbs. TB 133: \$63</p>	819	847	870	896	920	946	970	998	1,163	1,235
 <p>1745</p>	<p>45-Degree Bench</p> <p>Overall: 27.5" W x 14.5" D x 19.5" H COM: 1.25 yds. COL: 25 sq. ft. 22 lbs. TB 133: \$63</p>	905	933	956	982	1,006	1,032	1,056	1,084	1,249	1,321

Options

- PF02 Premium Metal Leg Finish \$80
- MB01 Moisture Barrier \$52
- NS02B Non-Skid Glides \$42
- PB1-S Power Band 1 (1 power, 2 USB), Silver \$430
- PB1-W Power Band 1 (1 power, 2 USB), White \$430
- PB2-S Power Band 2 (dual power), Silver \$340
- PB2-W Power Band 2 (dual power), White \$340
- PB3-S Power Band 3 (2 power, 2 USB), Silver \$450
- PB3-W Power Band 3 (2 power, 2 USB), White \$450

Please note that power units are only available on straight benches (not available on 45-degree models).






- Tables feature wood veneer, laminate and solid surface top surface options with fully upholstered front/end panels.
- Models may be used individually or in modular combinations with accompanying benches.
- For modular arrangements utilizing shared legs, please refer to models on pages 57-59.
- Three wood species available: Beech, White Oak and Walnut.
- For standard wood and laminate options, please refer to listing on page 53.
- Solid surface available in white only.
- For custom wood finishes, please contact Customer Service and add one-time upcharge of \$325 List per color per order.
- Legs offered in four standard finishes:
#82 Graphite, #90 Metallic Silver, #92 Polished Aluminum and #95 Satin Black.

- Premium finishes also available. Please refer to listing on page 53.
- Optional stationary table-ette offered in wood veneer, laminate or solid surface.
- Table-ette mounting post will match leg finish unless specified otherwise.
- Optional power units available for placement on table top, front panel or end panel.
- Ships KD (knocked down).
- Accompanying benches also offered. Please refer to page 55.
- All dimensions are nominal.



Ordering Procedures:

- Specify model number, top finish, upholstery selection and leg finish.
- List option model number after appropriate seating model number (e.g. 1712-W-NS02B).

Model	Description	COM				COL				EL-1 Forte Leather	EL-2 Balboa Leather
		1	2	3	4	5	6	7	8		
1712-W 	Table, Wood Top Overall: 12" W x 14" D x 17.75 H" COM: 1 yd. COL: 20 sq. ft. 14 lbs. TB 133: \$50	701	723	742	763	782	803	822	844	976	1,034
1712-L 	Table, Laminate Top Overall: 12" W x 14" D x 17.75 H" COM: 1 yd. COL: 20 sq. ft. 14 lbs. TB 133: \$50	701	723	742	763	782	803	822	844	976	1,034
1712-SF 	Table, Solid Surface Top Overall: 12" W x 14" D x 17.75 H" COM: 1 yd. COL: 20 sq. ft. 14 lbs. TB 133: \$50	833	855	874	895	914	935	954	976	1,108	1,166

Options

-PF02	Premium Metal Leg Finish	\$80	-PB1-S	Power Band 1 (1 power, 2 USB), Silver	\$430
-NS02B	Non-Skid Glides	\$42	-PB1-W	Power Band 1 (1 power, 2 USB), White	\$430
-STC01-W	Stationary Table-ette, Wood Top	\$284	-PB2-S	Power Band 2 (dual power), Silver	\$340
-STC01-L	Stationary Table-ette, Laminate Top	\$284	-PB2-W	Power Band 2 (dual power), White	\$340
-STC01-SF	Stationary Table-ette, Solid Surface Top	\$341	-PB3-S	Power Band 3 (2 power, 2 USB), Silver	\$450
			-PB3-W	Power Band 3 (2 power, 2 USB), White	\$450
			-PP1	Portal Power 1 (1 power, 1 data)	\$635
			-PP2	Portal Power 2 (dual power)	\$520
			-PP3	Portal Power 1 (1 power, 2 USB)	\$755

Please note that when table-ettes are specified, power unit placement must be on front panel or end panel (table top placement not available).




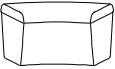
- Modular benches available in straight and 45-degree sizes.
- Benches are connected together using shared legs.
- Legs are ordered separately from seating units and must be assembled in the field.
- Please refer to page 58 for leg options and pricing.
- Optional power units available for placement on front panel of straight models only (not available on 45-degree models).
- 300 lb. weight capacity.
- Ships KD (knocked down).
- Please refer to page 60 for two-tone upholstery examples and yardage requirements.

- Accompanying modular tables also offered. Please refer to page 58.
- All dimensions are nominal.

Ordering Procedures:

- Specify model number and upholstery selection.
- List option model number after appropriate seating model number (e.g. 1724-G-MB01).
- **Please include layout drawings or sketch with each order.**



Model	Description	COM				COL				EL-1 Forte Leather	EL-2 Balboa Leather
		1	2	3	4	5	6	7	8		
 <p>1724-G Straight Modular Bench Overall: 24" W x 14.5" D x 19.5" H COM: 1.25 yds. COL: 25 sq. ft. 19 lbs. TB 133: \$63</p>											
 <p>1745-G 45-Degree Modular Bench Overall: 27.5" W x 14.5" D x 19.5" H COM: 1.25 yds. COL: 25 sq. ft. 20 lbs. TB 133: \$63</p> <p>Legs: page 59 Tables: page 58</p>											

Options

- MB01 Moisture Barrier \$52
- PB1-S Power Band 1 (1 power, 2 USB), Silver \$430
- PB1-W Power Band 1 (1 power, 2 USB), White \$430
- PB2-S Power Band 2 (dual power), Silver \$340
- PB2-W Power Band 2 (dual power), White \$340
- PB3-S Power Band 3 (2 power, 2 USB), Silver \$450
- PB3-W Power Band 3 (2 power, 2 USB), White \$450

Please note that power units are only available on straight benches (not available on 45-degree models).



- Modular tables feature wood veneer, laminate and solid surface top surface options with fully upholstered front/end panels.
- Tables are connected together using shared legs.
- Legs are ordered separately from table units and must be assembled in the field. Please refer to page 59 for leg options and pricing.
- Three wood species available: Beech, White Oak and Walnut.
- For standard wood and laminate options, please refer to listing on page 53.
- Solid surface available in white only.
- For custom wood finishes, please contact Customer Service and add one-time upcharge of \$325 List per color per order.
- Optional stationary table-ette offered in wood veneer, laminate or solid surface.




- Table-ette mounting post offered in four standard finishes: #82 Graphite, #90 Metallic Silver, #92 Polished Aluminum and #95 Satin Black.
- Optional power units available for placement on table top, front panel or end panel.
- Ships KD (knocked down).
- Accompanying modular benches also offered. Please refer to page 57.
- All dimensions are nominal.

Ordering Procedures:

- Specify model number, top finish and upholstery selection.
- List option model number after appropriate seating model number (e.g. 1712-G-W-PB1-S).



- Please include layout drawings or sketch with each order.

Model	Description	COM				COL				EL-1 Forte Leather	EL-2 Balboa Leather
		1	2	3	4	5	6	7	8		
1712-G-W 	Modular Table, Wood Top Overall: 12" W x 14" D x 17.75 H" COM: 1 yd. COL: 20 sq. ft. 12 lbs. TB 133: \$50	541	563	582	603	622	643	662	684	816	874
1712-G-L 	Modular Table, Laminate Top Overall: 12" W x 14" D x 17.75 H" COM: 1 yd. COL: 20 sq. ft. 12 lbs. TB 133: \$50	541	563	582	603	622	643	662	684	816	874
1712-G-SF 	Modular Table, Solid Surface Top Overall: 12" W x 14" D x 17.75 H" COM: 1 yd. COL: 20 sq. ft. 12 lbs. TB 133: \$50 Legs: page 59 Benches: page 57	642	664	683	704	723	744	763	785	917	975

Options

-STC01-W	Stationary Table-ette, Wood Top	\$284	-PP1	Portal Power 1 (1 power, 1 data)	\$635
-STC01-L	Stationary Table-ette, Laminate Top	\$284	-PP2	Portal Power 2 (dual power)	\$520
-STC01-SF	Stationary Table-ette, Solid Surface Top	\$341	-PP3	Portal Power 1 (1 power, 2 USB)	\$755
-PB1-S	Power Band 1 (1 power, 2 USB), Silver	\$430			
-PB1-W	Power Band 1 (1 power, 2 USB), White	\$430			
-PB2-S	Power Band 2 (dual power), Silver	\$340			
-PB2-W	Power Band 2 (dual power), White	\$340			
-PB3-S	Power Band 3 (2 power, 2 USB), Silver	\$450			
-PB3-W	Power Band 3 (2 power, 2 USB), White	\$450			

Please note that when table-ettes are specified, power unit placement must be on front panel or end panel (table top placement not available).



- Connecting legs for modular configurations.
- Legs are specified separately from benches and tables and must be field-installed.
- Please refer to pages 57-58 for accompanying benches and tables.
- End legs are for placement at the beginning or end of a configuration.
- Ganging legs connect two units together.
- Legs offered in 4 standard finishes: #82 Graphite, #90 Metallic Silver, #92 Polished Aluminum and #95 Satin Black.
- Premium finishes also available. Please refer to listing on page 53.
- All dimensions are nominal.

Ordering Procedures:

- Specify model number and finish.
- List option model number after appropriate leg model number (e.g. 1780-NS02A).
- **Please include layout drawings or sketch with each order.**



Model

Description

List

1780

End Legs



2 lbs.

78

1781

Ganging Legs



4 lbs.

103

Options

- PF02 Premium Metal Leg Finish \$80
- NS02A Non-Skid Glides \$22

Upholstery Combinations:

For fabric, vinyl or leather upholstery combinations, pricing will be calculated as follows:

- When combining two COM, COV or COL fabrics, or two fabrics of the same grade, a \$45 List upcharge per unit will be applied.
- When combining two different grades of fabrics, price will be based on the highest grade specified.

Yardage Requirements:

Yardage amounts are based on fabric which is plain (i.e. non-directional) and a full 54" wide.

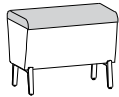
Appropriate upholstery code must be included on order.

Code DB1

Model COM Requirement

1724 Seat Cushion Only = .75 yd.

1724-G Balance of Upholstery = 1 yd.

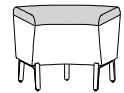


Code DB2

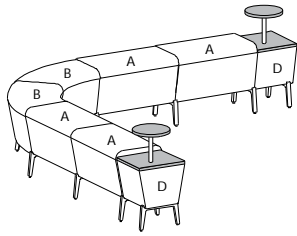
Model COM Requirement

1745 Seat Cushion Only = .75 yd.

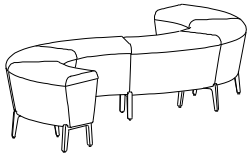
1745-G Balance of Upholstery = 1 yd.



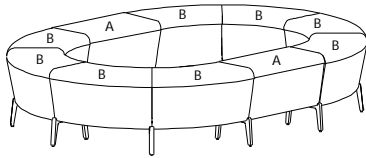
Dabble Series - Configuration & Ordering Examples



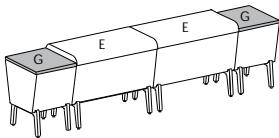
Qty	Model #	Description	COM List	Key
4	1724-G	Straight Modular Bench (\$660 List each)	\$2,640	A
2	1745-G	45-Degree Modular Bench (\$710 List each)	\$1,420	B
2	1712-G-W-STC01-W	Modular Table with Table-ette, Wood Top (\$825 List each)	\$1,650	D
2	1780	End Legs (\$78 List each)	\$156	
7	1781	Ganging Legs (\$103 List each)	<u>\$721</u>	
			\$6,587	



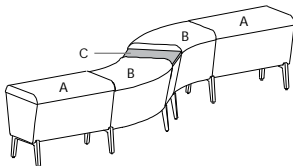
Qty	Model #	Description	COM List	Key
6	1745-G	45-Degree Modular Bench (\$710 List each)	\$4,260	n/a
2	1780	End Legs (\$78 List each)	\$156	
5	1781	Ganging Legs (\$103 List each)	\$515	
			\$4,931	



Qty	Model #	Description	COM List	Key
8	1745-G	45-Degree Modular Bench (\$710 List each)	\$5,680	B
2	1724-G	Straight Modular Bench (\$660 List each)	\$1,320	A
10	1781	Ganging Legs (\$103 List each)	<u>\$1,030</u>	
			\$8,030	



Qty	Model #	Description	COM List	Key
2	1724	Straight Bench (\$819 List each)	\$1,638	E
2	1712-L	Table, Laminate Top (\$701 List each)	<u>\$1,402</u>	G
			\$3,040	



Qty	Model #	Description	COM List	Key
2	1724-G	Straight Modular Bench (\$660 List each)	\$1,320	A
2	1745-G	45-Degree Modular Bench (\$710 List each)	\$1,420	B
1	1712-G-SF	Modular Table, Solid Surface Top	\$642	C
2	1780	End Legs (\$78 List each)	\$156	
4	1781	Ganging Legs (\$103 List each)	<u>\$412</u>	
			\$3,950	