

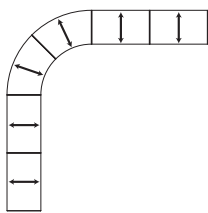




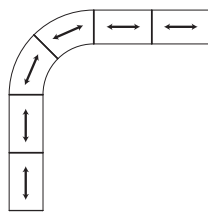
**Fabric Application:**

- Fabric is cut "up the roll" as a standard cutting procedure (see example below). If another direction is required (i.e. "railroaded"), please specify and contact Customer Service for yardage requirements.

Up the Roll



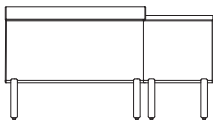
Railroaded



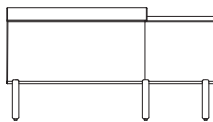
**Modular Arrangements:**

- Ganging leg connects two units together and reduces overall quantity of legs.
- Refer to individual pages for specification information and pricing.
- Field assembly required.

**Straight Benches:**

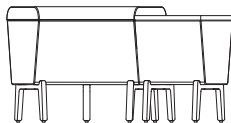


Standard Leg - Front View

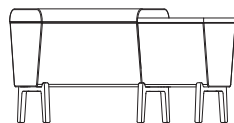


Ganging Leg - Front View

**45-Degree Benches:**



Standard Leg - Front View



Ganging Leg - Front View

- **Note:** Layout drawings or sketch is required with each modular order.

**Power Band Units:**

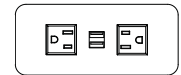
- Available on all tables and straight benches (not available on 45-degree models).
- UL listed.
- Dimensions: 5.75" L x 2.5" W
- Available in metallic silver and white finish options.
- 108" electrical cord.
- Tables: placement may be specified on table top, front panel or end panel.
- Benches: placement available on front panel only.
- Please note that when table-ettes are specified on tables, table top placement for power units is not available.



PB1



PB2

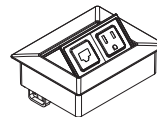


PB3


- PB1 unit features one (1) simplex outlet and two (2) USB charging ports.
- PB2 unit features two (2) simplex outlets.
- PB3 unit features two (2) simplex outlets and two (2) USB charging ports.

**Portal Power Units:**

- Available on all tables.
- UL listed.
- Dimensions: 4.25" L x 5.25" W
- Satin nickel finish.
- 72" electrical cord.
- Placement may be specified on table top, front panel or end panel.
- Please note that when table-ettes are specified, table top placement for power units is not available.



PP1



PP2



PP3

- PP1 unit features one (1) simplex outlet and one (1) RJ-45 jack (Cat 6) with 72" patch cable.
- PP2 unit features two (2) simplex outlets.
- PP3 unit features one (1) simplex outlet and two (2) USB charging ports.


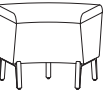


- Stand-alone benches available in straight and 45-degree sizes.
- Stand-alone 45-degree models feature 5 legs to ensure stability.
- Models may be used individually or in modular combinations with or without accompanying tables.
- For modular arrangements utilizing shared legs, please refer to models on pages 57-59.
- Legs offered in four standard finishes: #78 Graphite, #90 Metallic Silver, #92 Polished Aluminum and #95 Satin Black.
- Premium finishes also available. Please refer to listing on page 53.
- Optional power units available for placement on front panel of straight models only (not available on 45-degree models).
- 300 lb. weight capacity.
- Ships KD (knocked down).
- Please refer to page 60 for two-tone upholstery examples and yardage requirements.
- Accompanying tables also offered. Please refer to page 56.
- All dimensions are nominal.

**Ordering Procedures:**

- Specify model number, upholstery selection and leg finish.
- List option model number after appropriate seating model number (e.g. 1724-MB01).



Model	Description	COM				COL				EL-1 Forte Leather	EL-2 Balboa Leather
		1	2	3	4	5	6	7	8		
 <p><b>1724</b></p>	<p><b>Straight Bench</b></p> <p>Overall: 24" W x 14.5" D x 19.5 H"                      COM: 1.25 yds. COL: 25 sq. ft. 21 lbs.                      TB 133: \$63</p>	780	806	828	853	876	901	923	950	1,107	1,176
 <p><b>1745</b></p>	<p><b>45-Degree Bench</b></p> <p>Overall: 27.5" W x 14.5" D x 19.5" H                      COM: 1.25 yds. COL: 25 sq. ft. 22 lbs.                      TB 133: \$63</p>	862	888	910	935	958	983	1,005	1,032	1,189	1,258

**Options**

- PF02 Premium Metal Leg Finish \$80
- MB01 Moisture Barrier \$52
- NS02B Non-Skid Glides \$42
- PB1-S Power Band 1 (1 power, 2 USB), Silver \$430
- PB1-W Power Band 1 (1 power, 2 USB), White \$430
- PB2-S Power Band 2 (dual power), Silver \$340
- PB2-W Power Band 2 (dual power), White \$340
- PB3-S Power Band 3 (2 power, 2 USB), Silver \$450
- PB3-W Power Band 3 (2 power, 2 USB), White \$450

Please note that power units are only available on straight benches (not available on 45-degree models).






- Tables feature wood veneer, laminate and solid surface top surface options with fully upholstered front/end panels.
- Models may be used individually or in modular combinations with accompanying benches.
- For modular arrangements utilizing shared legs, please refer to models on pages 57-59.
- Three wood species available: Beech, White Oak and Walnut.
- For standard wood and laminate options, please refer to listing on page 53.
- Solid surface available in white only.
- For custom wood finishes, please contact Customer Service and add one-time upcharge of \$325 List per color per order.
- Legs offered in four standard finishes: #78 Graphite, #90 Metallic Silver, #92 Polished Aluminum and #95 Satin Black.

- Premium finishes also available. Please refer to listing on page 53.
- Optional stationary table-ette offered in wood veneer, laminate or solid surface.
- Table-ette mounting post will match leg finish unless specified otherwise.
- Optional power units available for placement on table top, front panel or end panel.
- Ships KD (knocked down).
- Accompanying benches also offered. Please refer to page 55.
- All dimensions are nominal.



**Ordering Procedures:**

- Specify model number, top finish, upholstery selection and leg finish.
- List option model number after appropriate seating model number (e.g. 1712-W-NS02B).

Model	Description	COM				COL				EL-1 Forte Leather	EL-2 Balboa Leather
		1	2	3	4	5	6	7	8		
<b>1712-W</b> 	<b>Table, Wood Top</b> Overall: 12" W x 14" D x 17.75 H" COM: 1 yd. COL: 20 sq. ft. 14 lbs. TB 133: \$50	667	688	706	726	744	764	782	803	929	984
<b>1712-L</b> 	<b>Table, Laminate Top</b> Overall: 12" W x 14" D x 17.75 H" COM: 1 yd. COL: 20 sq. ft. 14 lbs. TB 133: \$50	667	688	706	726	744	764	782	803	929	984
<b>1712-SF</b> 	<b>Table, Solid Surface Top</b> Overall: 12" W x 14" D x 17.75 H" COM: 1 yd. COL: 20 sq. ft. 14 lbs. TB 133: \$50	793	814	832	852	870	890	908	929	1,055	1,110

**Options**

<b>-PF02</b>	Premium Metal Leg Finish	\$80	<b>-PB1-S</b>	Power Band 1 (1 power, 2 USB), Silver	\$430
<b>-NS02B</b>	Non-Skid Glides	\$42	<b>-PB1-W</b>	Power Band 1 (1 power, 2 USB), White	\$430
<b>-STC01-W</b>	Stationary Table-ette, Wood Top	\$284	<b>-PB2-S</b>	Power Band 2 (dual power), Silver	\$340
<b>-STC01-L</b>	Stationary Table-ette, Laminate Top	\$284	<b>-PB2-W</b>	Power Band 2 (dual power), White	\$340
<b>-STC01-SF</b>	Stationary Table-ette, Solid Surface Top	\$341	<b>-PB3-S</b>	Power Band 3 (2 power, 2 USB), Silver	\$450
			<b>-PB3-W</b>	Power Band 3 (2 power, 2 USB), White	\$450
			<b>-PP1</b>	Portal Power 1 (1 power, 1 data)	\$635
			<b>-PP2</b>	Portal Power 2 (dual power)	\$520
			<b>-PP3</b>	Portal Power 1 (1 power, 2 USB)	\$755

Please note that when table-ettes are specified, power unit placement must be on front panel or end panel (table top placement not available).




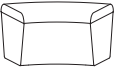
- Modular benches available in straight and 45-degree sizes.
- Benches are connected together using shared legs.
- Legs are ordered separately from seating units and must be assembled in the field.
- Please refer to page 58 for leg options and pricing.
- Optional power units available for placement on front panel of straight models only (not available on 45-degree models).
- 300 lb. weight capacity.
- Ships KD (knocked down).
- Please refer to page 60 for two-tone upholstery examples and yardage requirements.

- Accompanying modular tables also offered. Please refer to page 58.
- All dimensions are nominal.

**Ordering Procedures:**

- Specify model number and upholstery selection.
- List option model number after appropriate seating model number (e.g. 1724-G-MB01).
- **Please include layout drawings or sketch with each order.**



Model	Description	COM				COL				EL-1 Forte Leather	EL-2 Balboa Leather
		1	2	3	4	5	6	7	8		
<b>1724-G</b> 	<b>Straight Modular Bench</b> COM: 1.25 yds. COL: 25 sq. ft. 19 lbs. TB 133: \$63	628	654	676	701	724	749	771	798	955	1,024
	<b>1745-G</b> 	<b>45-Degree Modular Bench</b> COM: 1.25 yds. COL: 25 sq. ft. 20 lbs. TB 133: \$63	676	702	724	749	772	797	819	846	1,003
	Legs: page 59 Tables: page 58										

**Options**

- MB01** Moisture Barrier \$52
- PB1-S** Power Band 1 (1 power, 2 USB), Silver \$430
- PB1-W** Power Band 1 (1 power, 2 USB), White \$430
- PB2-S** Power Band 2 (dual power), Silver \$340
- PB2-W** Power Band 2 (dual power), White \$340
- PB3-S** Power Band 3 (2 power, 2 USB), Silver \$450
- PB3-W** Power Band 3 (2 power, 2 USB), White \$450

Please note that power units are only available on straight benches (not available on 45-degree models).



- Modular tables feature wood veneer, laminate and solid surface top surface options with fully upholstered front/end panels.
- Tables are connected together using shared legs.
- Legs are ordered separately from table units and must be assembled in the field. Please refer to page 59 for leg options and pricing.
- Three wood species available: Beech, White Oak and Walnut.
- For standard wood and laminate options, please refer to listing on page 53.
- Solid surface available in white only.
- For custom wood finishes, please contact Customer Service and add one-time upcharge of \$325 List per color per order.
- Optional stationary table-ette offered in wood veneer, laminate or solid surface.




- Table-ette mounting post offered in four standard finishes: #78 Graphite, #90 Metallic Silver, #92 Polished Aluminum and #95 Satin Black.
- Optional power units available for placement on table top, front panel or end panel.
- Ships KD (knocked down).
- Accompanying modular benches also offered. Please refer to page 57.
- All dimensions are nominal.

**Ordering Procedures:**

- Specify model number, top finish and upholstery selection.
- List option model number after appropriate seating model number (e.g. 1712-G-VV-PB1-S).



- Please include layout drawings or sketch with each order.

Model	Description	COM				COL				EL-1 Forte Leather	EL-2 Balboa Leather
		1	2	3	4	5	6	7	8		
<b>1712-G-W</b> 	<b>Modular Table, Wood Top</b> Overall: 12" W x 14" D x 17.75 H" COM: 1 yd. COL: 20 sq. ft. 12 lbs. TB 133: \$50	515	536	554	574	592	612	630	651	777	832
<b>1712-G-L</b> 	<b>Modular Table, Laminate Top</b> Overall: 12" W x 14" D x 17.75 H" COM: 1 yd. COL: 20 sq. ft. 12 lbs. TB 133: \$50	515	536	554	574	592	612	630	651	777	832
<b>1712-G-SF</b> 	<b>Modular Table, Solid Surface Top</b> Overall: 12" W x 14" D x 17.75 H" COM: 1 yd. COL: 20 sq. ft. 12 lbs. TB 133: \$50  Legs: page 59 Benches: page 57	611	632	650	670	688	708	726	747	873	928

**Options**

<b>-STC01-W</b>	Stationary Table-ette, Wood Top	\$284	<b>-PP1</b>	Portal Power 1 (1 power, 1 data)	\$635
<b>-STC01-L</b>	Stationary Table-ette, Laminate Top	\$284	<b>-PP2</b>	Portal Power 2 (dual power)	\$520
<b>-STC01-SF</b>	Stationary Table-ette, Solid Surface Top	\$341	<b>-PP3</b>	Portal Power 1 (1 power, 2 USB)	\$755
<b>-PB1-S</b>	Power Band 1 (1 power, 2 USB), Silver	\$430			
<b>-PB1-W</b>	Power Band 1 (1 power, 2 USB), White	\$430			
<b>-PB2-S</b>	Power Band 2 (dual power), Silver	\$340			
<b>-PB2-W</b>	Power Band 2 (dual power), White	\$340			
<b>-PB3-S</b>	Power Band 3 (2 power, 2 USB), Silver	\$450			
<b>-PB3-W</b>	Power Band 3 (2 power, 2 USB), White	\$450			

Please note that when table-ettes are specified, power unit placement must be on front panel or end panel (table top placement not available).





- Connecting legs for modular configurations.
- Legs are specified separately from benches and tables and must be field-installed.
- Please refer to pages 57-58 for accompanying benches and tables.
- End legs are for placement at the beginning or end of a configuration.
- Ganging legs connect two units together.
- Legs offered in 4 standard finishes: #78 Graphite, #90 Metallic Silver, #92 Polished Aluminum and #95 Satin Black.
- Premium finishes also available. Please refer to listing on page 53.
- All dimensions are nominal.

**Ordering Procedures:**

- Specify model number and finish.
- List option model number after appropriate leg model number (e.g. 1780-NS02A).
- **Please include layout drawings or sketch with each order.**



Model	Description	List
<b>1780</b> 	<b>End Legs</b> 2 lbs.	74
<b>1781</b> 	<b>Ganging Legs</b> 4 lbs.	98

**Options**

- PF02 Premium Metal Leg Finish \$80
- NS02A Non-Skid Glides \$22

## Dabble Series - Two-Tone Upholstery

### Upholstery Combinations:

For fabric, vinyl or leather upholstery combinations, pricing will be calculated as follows:

- When combining two COM, COV or COL fabrics, or two fabrics of the same grade, a \$45 List upcharge per unit will be applied.
- When combining two different grades of fabrics, price will be based on the highest grade specified.

### Yardage Requirements:

Yardage amounts are based on fabric which is plain (i.e. non-directional) and a full 54" wide.

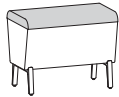
**Appropriate upholstery code must be included on order.**

#### Code **DB1**

##### Model COM Requirement

1724 Seat Cushion Only = .75 yd.

1724-G Balance of Upholstery = 1 yd.

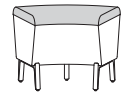


#### Code **DB2**

##### Model COM Requirement

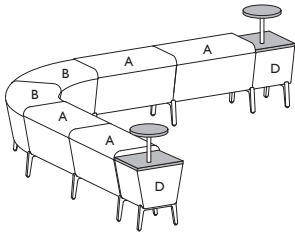
1745 Seat Cushion Only = .75 yd.

1745-G Balance of Upholstery = 1 yd.

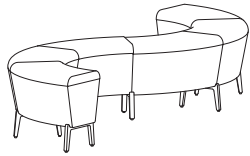




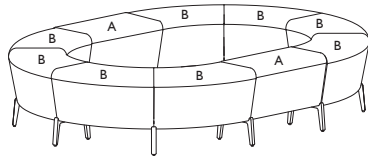
## Dabble Series - Configuration & Ordering Examples



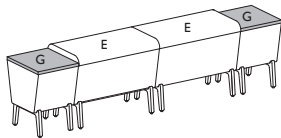
Qty	Model #	Description	COM List	Key
4	1724-G	Straight Modular Bench (\$628 List each)	\$2,512	A
2	1745-G	45-Degree Modular Bench (\$676 List each)	\$1,352	B
2	1712-G-W-STC01-W	Modular Table with Table-ette, Wood Top (\$790 List each)	\$1,580	D
2	1780	End Legs (\$74 List each)	\$148	
7	1781	Ganging Legs (\$98 List each)	\$686	
			\$6,278	



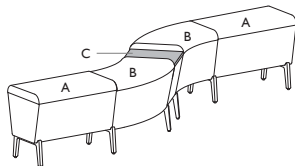
Qty	Model #	Description	COM List	Key
6	1745-G	45-Degree Modular Bench (\$676 List each)	\$4,056	n/a
2	1780	End Legs (\$74 List each)	\$148	
5	1781	Ganging Legs (\$98 List each)	\$490	
			\$4,694	



Qty	Model #	Description	COM List	Key
8	1745-G	45-Degree Modular Bench (\$676 List each)	\$5,408	B
2	1724-G	Straight Modular Bench (\$628 List each)	\$1,256	A
10	1781	Ganging Legs (\$98 List each)	\$980	
			\$7,644	



Qty	Model #	Description	COM List	Key
2	1724	Straight Bench (\$780 List each)	\$1,560	E
2	1712-L	Table, Laminate Top (\$667 List each)	\$1,334	G
			\$2,894	



Qty	Model #	Description	COM List	Key
2	1724-G	Straight Modular Bench (\$628 List each)	\$1,256	A
2	1745-G	45-Degree Modular Bench (\$676 List each)	\$1,352	B
1	1712-G-SF	Modular Table, Solid Surface Top	\$611	C
2	1780	End Legs (\$74 List each)	\$148	
4	1781	Ganging Legs (\$98 List each)	\$392	
			\$3,759	