








- Mid- and high back lounge chairs with rocker base.
- Upholstered and black urethane arm cap options.
- Upholstered arm cap fabric will match balance of upholstery as standard.
- Accompanying footrest also available.
- 2" wide x .25" thick steel frame.
- Three standard frame finish options: #82 Graphite, #90 Metallic Silver and #95 Satin Black.
- Premium finishes also offered. Please refer to listing below.

- Lounge chair and footrest feature 350 lb. weight capacity.
- Please refer to page 52 for two-tone upholstery examples and yardage requirements.
- All dimensions are nominal.

Ordering Procedures:

- Specify model number, arm cap selection, frame finish and upholstery selection.
- List option model number after appropriate seating model number (e.g. 16222-M-MB01).



Model	Description	COM				COL				EL-1 Forte Leather	EL-2 Balboa Leather
		1	2	3	4	5	6	7	8		
 16222-M-AU Mid-Back, Upholstered Arm Caps 28.25" W x 29" D x 33.5" H Seat: 22.5" W x 18.5" D Seat Ht: 16.75" Arm Ht: 23.5" COM: 1.75 yds. COL: 35 sq. ft. 46 lbs. TB 133: \$88	982	1,021	1,054	1,091	1,124	1,161	1,194	1,232	1,464	1,565	
 16222-M-AB Mid-Back, Black Urethane Arm Caps 28.25" W x 29" D x 33.5" H Seat: 22.5" W x 18.5" D Seat Ht: 16.75" Arm Ht: 23.5" COM: 1.75 yds. COL: 35 sq. ft. 46 lbs. TB 133: \$88	982	1,021	1,054	1,091	1,124	1,161	1,194	1,232	1,464	1,565	
 16222-H-AU High Back, Upholstered Arm Caps 28.25" W x 29" D x 42" H Seat: 22.5" W x 18.5" D Seat Ht: 16.75" Arm Ht: 23.5" COM: 2 yds. COL: 40 sq. ft. 50 lbs. TB 133: \$100	1,071	1,115	1,153	1,195	1,233	1,275	1,313	1,357	1,621	1,737	
 16222-H-AB High Back, Black Urethane Arm Caps 28.25" W x 29" D x 42" H Seat: 22.5" W x 18.5" D Seat Ht: 16.75" Arm Ht: 23.5" COM: 2 yds. COL: 40 sq. ft. 50 lbs. TB 133: \$100	1,071	1,115	1,153	1,195	1,233	1,275	1,313	1,357	1,621	1,737	
 16512 Footrest 22" W x 17" D x 13.25" H COM: .5 yd. COL: 10 sq. ft. 24 lbs. TB 133: \$25	608	619	628	639	648	659	668	679	745	774	

Standard Frame Finishes

- #82 Graphite
- #90 Metallic Silver
- #95 Satin Black

Premium Metal Finishes

- #07 Gold Shimmer
- #09 Brown Sugar
- #80 Clementine
- #87 Poppy
- #89 Granny Smith
- #98 Pacific
- #08 Penny
- #77 Sunshine
- #83 Metallic Champagne
- #88 Pink Flamingo
- #94 Cotton
- #99 Glossy Black

Options

- PF02 Premium Metal Frame Finish \$80
- MB01 Moisture Barrier \$52

Upholstery Combinations:

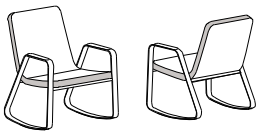
For fabric, vinyl or leather upholstery combinations, pricing will be calculated as follows:

- When combining two COM, COV or COL fabrics, or two fabrics of the same grade, a \$70 List upcharge per unit will be applied.
- When combining two different grades of fabrics, price will be based on the highest grade specified.

Yardage Requirements:

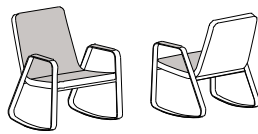
Yardage amounts are based on fabric which is plain (i.e. non-directional) and a full 54" wide.

Appropriate upholstery code must be included on order.



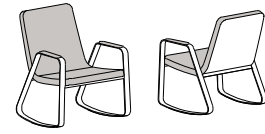
Code CR1
Model COM Requirement

16222-M-AU Side/Front Panels = 1 yd.
 16222-M-AB Balance of Chair = 1.75 yds.



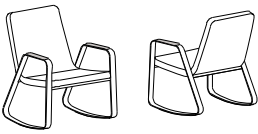
Code CR2
Model COM Requirement

16222-M-AU Seat Front/Back Front/Arm Caps = .75 yd.
 16222-M-AB Balance of Chair = 1 yd.




Code CR3
Model COM Requirement

16222-M-AU Seat Front/Back Front/Side & Front Panels/
 16222-M-AB Arm Caps = 1 yd.
 Balance of Chair = .75 yd.




Code CR4
Model COM Requirement

16222-M-AU Arm Caps = .25 yd.
 Balance of Chair = 1.5 yds.




Code CR5
Model COM Requirement

16222-H-AU Side/Front Panels = 1 yd.
 16222-H-AB Balance of Chair = 2 yds.




Code CR6
Model COM Requirement

16222-H-AU Seat Front/Back Front/Arm Caps = 1 yd.
 16222-H-AB Balance of Chair = 1.25 yds.



Code CR7
Model COM Requirement

16222-H-AU Seat Front/Back Front/Side & Front Panels/
 16222-H-AB Arm Caps = 1 yd.
 Balance of Chair = 1 yd.



Code CR8
Model COM Requirement

16222-H-AU Arm Caps = .25 yd.
 16222-H-AB Balance of Chair = 1.75 yds.



Code CF1
Model COM Requirement

16512 Side Panels = .5 yd.
 Balance of Footrest = .5 yd.