



**Product Features:**

- Lounge, love seat and sofa models.
- Platform base with fixed metal legs available in #78 Graphite, #90 Metallic Silver, #91 Chrome and #95 Satin Black as well as premium finishes.
- Fixed wood legs available in all standard finishes on Ash.
- For custom wood finishes, please contact Customer Service for pricing.
- VCT tile glides available for hard surface floors. Please specify "-VCT02B" after model number and add \$24 List per unit.
- Swivel base and mobile lounge chairs also offered.
- Swivel base features 360-degree turning radius with self-return and is offered in #78 Graphite, #90 Metallic Silver, #93 Polished Stainless Steel and #95 Satin Black.
- Premium base finishes also offered on swivel base and mobile lounge models.
- Mobile lounge chairs feature two locking casters in rear and two non-locking casters in front. Casters available in silver finish only.
- Casters feature semi-soft treads for compatibility on all floor surfaces.
- Please refer to page 50 for two-tone upholstery examples and yardage requirements.
- Optional accessories sold separately.

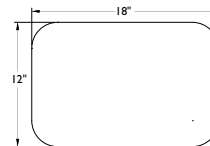
**Premium Metal Finishes:**

- |                        |                  |
|------------------------|------------------|
| #07 Gold Shimmer       | #08 Penny        |
| #09 Brown Sugar        | #77 Sunshine     |
| #79 Metallic Champagne | #89 Granny Smith |
| #80 Clementine         | #94 Cotton       |
| #87 Poppy              | #98 Pacific      |
| #88 Pink Flamingo      | #99 Glossy Black |

**Standard Wood Finishes:**

- |                    |                       |
|--------------------|-----------------------|
| #161 Natural Ash   | #162 White Oak on Ash |
| #163 Walnut on Ash | #164 Cocoa Ash        |
| #165 Kona Ash      | #167 Slate Grey Ash   |

**Rotating Tablet:**



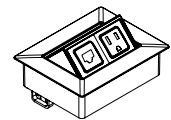
- Tablet affixed to right or left arm, as specified.
- Tablet size is 18" W x 12" D x .75" thick and features 360-degree turning radius.
- Two tablet surface options: laminate and solid surface.
- Solid surface available in white only.
- For standard laminate finishes, refer to standard finish card.
- For non-standard laminate colors, please contact Customer Service for pricing.
- Exposed wood edge with clear-coat finish standard.
- Tablet mounting bracket features #90 Metallic Silver finish as standard. #95 Satin Black finish also available. Please specify.
- 100 lb. weight capacity.

**Portal Power Units:**

- Available on fixed leg models only (not available on swivel base and mobile versions).
- Dimensions: 5.25" W x 4.25" L
- Touch-latch lid provides easy access to data and electrical features.
- Unit will be positioned on right side, as seated, unless otherwise specified.
- If specified in conjunction with a tablet, power unit will be mounted to same side as tablet, unless otherwise specified.
- UL listed.

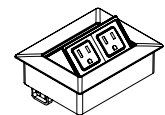
**Portal Power 1 (PP1):**

- Unit features one simplex outlet with 72" electrical cord and one RJ-45 jack (Cat 6) with 72" patch cable.
- Satin nickel finish.



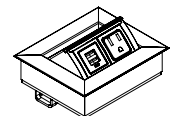
**Portal Power 2 (PP2):**

- Unit features two simplex outlets with 72" electrical cord.
- Satin nickel finish.



**Portal Power 3 (PP3):**

- Unit features one simplex outlet with 72" electrical cord and two USB charging ports.
- Clear anodized aluminum finish.




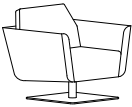


- Four base options available: platform base with fixed metal legs, platform base with casters, swivel base with self-return or fixed wood legs.
- Platform base offered in four standard finishes: #78 Graphite, #90 Metallic Silver, #91 Chrome and #95 Satin Black.
- Premium finishes also available. Please refer to listing on page 47.
- Swivel base available in #78 Graphite, #90 Metallic Silver, #93 Polished Stainless Steel, #95 Satin Black as well as premium finishes.
- Mobile version comes standard with two locking casters in rear and two non-locking casters in front.
- Casters offered in silver finish only.
- Fixed wood legs available in all standard and custom finishes on Ash.
- Optional rotating tablet offered in laminate or solid surface. Please refer to page 47 for details.
- Tablet mounting post features #90 Metallic Silver finish as standard. #95 Satin Black finish also available. Please specify.
- Optional side-mount portal power units available on fixed leg models only (not offered on swivel base and mobile versions).
- 350 lb. weight capacity.
- Please refer to page 50 for two-tone upholstery examples and yardage requirements.
- All dimensions are nominal.



**Ordering Procedures:**

- Specify model number, base finish and upholstery selection.
- List option model number after appropriate seating model number (e.g. 6270-VCT02B).

Model	Description	COM				COL				EL-1 Forte Leather	EL-2 Balboa Leather
		1	2	3	4	5	6	7	8		
 <p><b>6270</b> Lounge Chair, Fixed Metal Legs 32" W x 29" D x 29.5" H Seat: 24" W x 20" D Seat Ht: 17.5" COM: 4 yds. COL: 80 sq. ft. 55 lbs. TB 133: \$200</p>	1,242	1,326	1,398	1,478	1,550	1,630	1,702	1,786	2,290	2,510	
 <p><b>6270-W</b> Lounge Chair, Fixed Wood Legs 32" W x 29" D x 29.5" H Seat: 24" W x 20" D Seat Ht: 17.5" COM: 4 yds. COL: 80 sq. ft. 55 lbs. TB 133: \$200</p>	1,376	1,460	1,532	1,612	1,684	1,764	1,836	1,920	2,424	2,644	
 <p><b>6275</b> Lounge Chair, Casters 32" W x 29" D x 29.5" H Seat: 24" W x 20" D Seat Ht: 17.5" COM: 4 yds. COL: 80 sq. ft. 55 lbs. TB 133: \$200</p>	1,336	1,420	1,492	1,572	1,644	1,724	1,796	1,880	2,384	2,604	
 <p><b>6276</b> Lounge Chair, Swivel Base 32" W x 29" D x 29.5" H Seat: 24" W x 20" D Seat Ht: 17.5" COM: 4 yds. COL: 80 sq. ft. 72 lbs. TB 133: \$200</p>	1,559	1,643	1,715	1,795	1,867	1,947	2,019	2,103	2,607	2,827	

**Options**

<b>-PF02</b>	Premium Metal Base Finish, Fixed Metal Leg Models	\$80	<b>-PP1</b>	Portal Power 1 (1 power, 1 data)	\$635
<b>-PF04</b>	Premium Metal Base Finish, Swivel Base Models	\$135	<b>-PP2</b>	Portal Power 2 (dual power)	\$520
<b>-TAR01-L</b>	Laminate Rotating Tablet, Right (as seated)	\$450	<b>-PP3</b>	Portal Power 3 (1 power, 2 USB)	\$755
<b>-TAL01-L</b>	Laminate Rotating Tablet, Left (as seated)		<b>-VCT02B</b>	VCT Tile Glides (available on fixed leg models only)	\$24
<b>-TAR01-SF</b>	Solid Surface Rotating Tablet, Right (as seated)	\$540			
<b>-TAL01-SF</b>	Solid Surface Rotating Tablet, Left (as seated)				

- Love seat and sofa models.
- Two base options available: platform base with fixed metal legs or fixed wood legs.
- Platform base with fixed metal legs offered in four standard finishes: #78 Graphite, #90 Metallic Silver, #91 Chrome and #95 Satin Black.
- Premium finishes also available. Please refer to listing on page 47.
- Fixed wood legs offered in all standard and custom finishes on Ash.
- Optional rotating tablet offered in laminate or solid surface. Please refer to page 47 for details.
- Tablet mounting post features #90 Metallic Silver finish as standard. #95 Satin Black finish also available. Please specify.

- Optional side-mount portal power units available.
- 700 lb. weight capacity.
- Please refer to page 50 for two-tone upholstery examples and yardage requirements.
- All dimensions are nominal.

**Ordering Procedures:**

- Specify model number, base finish and upholstery selection.
- List option model number after appropriate seating model number (e.g. 6280-VCT02B).



Model	Description	COM				COL				EL-1 Forte Leather	EL-2 Balboa Leather
		1	2	3	4	5	6	7	8		
<b>6280</b> 	<b>Love Seat, Fixed Metal Legs</b> 58" W x 29" D x 29.5" H Seat: 49" W x 20" D Seat Ht: 17.5" COM: 5.5 yds. COL: 110 sq. ft. 85 lbs. TB 133: \$275	1,849	1,964	2,063	2,173	2,272	2,382	2,481	2,597	3,290	3,592
<b>6280-W</b> 	<b>Love Seat, Fixed Wood Legs</b> 58" W x 29" D x 29.5" H Seat: 49" W x 20" D Seat Ht: 17.5" COM: 5.5 yds. COL: 110 sq. ft. 85 lbs. TB 133: \$275	2,076	2,191	2,290	2,400	2,499	2,609	2,708	2,824	3,517	3,819
<b>6290</b> 	<b>Sofa, Fixed Metal Legs</b> 81.5" W x 29" D x 29.5" H Seat: 73" W x 20" D Seat Ht: 17.5" COM: 7.25 yds. COL: 145 sq. ft. 130 lbs. TB 133: \$363	2,577	2,729	2,859	3,004	3,135	3,280	3,410	3,563	4,476	4,875
<b>6290-W</b> 	<b>Sofa, Fixed Wood Legs</b> 81.5" W x 29" D x 29.5" H Seat: 73" W x 20" D Seat Ht: 17.5" COM: 7.25 yds. COL: 145 sq. ft. 130 lbs. TB 133: \$363	2,842	2,994	3,124	3,269	3,400	3,545	3,675	3,828	4,741	5,140

**Options**

<b>-PF02</b>	Premium Metal Base Finish	\$80	<b>-PP1</b>	Portal Power 1 (1 power, 1 data)	\$635
<b>-TAR01-L</b>	Laminate Rotating Tablet, Right (as seated)		<b>-PP2</b>	Portal Power 2 (dual power)	\$520
<b>-TAL01-L</b>	Laminate Rotating Tablet, Left (as seated)	\$450	<b>-PP3</b>	Portal Power 3 (1 power, 2 USB)	\$755
<b>-TAR01-SF</b>	Solid Surface Rotating Tablet, Right (as seated)		<b>-VCT02B</b>	VCT Tile Glides	\$24
<b>-TAL01-SF</b>	Solid Surface Rotating Tablet, Left (as seated)	\$540			

**Upholstery Combinations:**

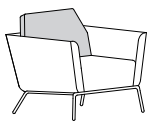
For fabric, vinyl or leather upholstery combinations, pricing will be calculated as follows:

- When combining two COM, COV or COL fabrics, or two fabrics of the same grade, a \$70 List upcharge per unit will be applied.
- When combining two different grades of fabrics, price will be based on the highest grade specified.

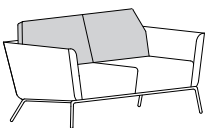
**Yardage Requirements:**

Yardage amounts are based on fabric which is plain (i.e. non-directional) and a full 54" wide.

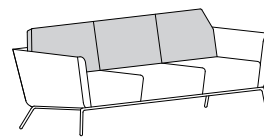
**Appropriate upholstery code must be included on order.**



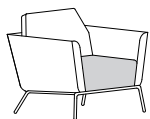
**Code**      **CL1**  
Model      COM Requirement  
 6270      Back Cushion Only = 1.25 yds.  
 6270-W      Balance of Chair = 3.5 yds.  
 6275  
 6276



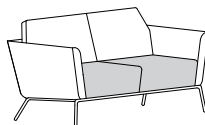
**Code**      **CL2**  
Model      COM Requirement  
 6280      Back Cushion Only = 1.75 yds.  
 6280-W      Balance of Love Seat = 4.25 yds.



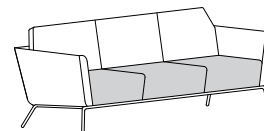
**Code**      **CL3**  
Model      COM Requirement  
 6290      Back Cushion Only = 2.25 yds.  
 6290-W      Balance of Sofa = 5.5 yds.



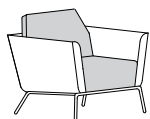
**Code**      **CL4**  
Model      COM Requirement  
 6270      Seat Cushion Only = 1.25 yds.  
 6270-W      Balance of Chair = 3 yds.  
 6275  
 6276



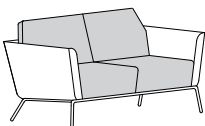
**Code**      **CL5**  
Model      COM Requirement  
 6280      Seat Cushion Only = 1.75 yds.  
 6280-W      Balance of Love Seat = 4 yds.



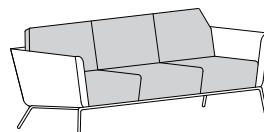
**Code**      **CL6**  
Model      COM Requirement  
 6290      Seat Cushion Only = 2.5 yds.  
 6290-W      Balance of Sofa = 5 yds.



**Code**      **CL7**  
Model      COM Requirement  
 6270      Back & Seat Cushion = 2 yds.  
 6270-W      Balance of Chair = 2.75 yds.  
 6275  
 6276



**Code**      **CL8**  
Model      COM Requirement  
 6280      Back & Seat Cushion = 3.25 yds.  
 6280-W      Balance of Love Seat = 2.5 yds.



**Code**      **CL9**  
Model      COM Requirement  
 6290      Back & Seat Cushion = 4.5 yds.  
 6290-W      Balance of Sofa = 3.25 yds.