







- Fully upholstered seat and back available with or without horizontal channel stitching.
- ¾" diameter tubular steel frame.
- Sled base offered in four frame standard finishes: #82 Graphite, #90 Metallic Silver, #91 Chrome or #95 Satin Black.
- Premium finishes also available. Please refer to standard finish card.
- Lounge chair features 350 lb. weight capacity.
- Love seat features 600 lb. weight capacity.
- Please refer to page 44 for two-tone upholstery examples and yardage requirements.
- Accompanying benches and tables available; please refer to corresponding pages.
- All dimensions are nominal.

Ordering Procedures:

- Specify model number, frame finish and upholstery selection.
- List option model number after appropriate seating model number (e.g. 8070-MB01).



Model	Description	COM				COL				EL-1 Forte Leather	EL-2 Balboa Leather
		1	2	3	4	5	6	7	8		
 <p>8070 Lounge Chair 22.5" W x 27.25" D x 30.5" H Seat: 22.5" W x 17" D Seat Ht: 17" COM: 1.75 yds. COL: 35 sq. ft. 25 lbs. TB 133: \$88</p>	933	972	1,005	1,042	1,075	1,112	1,145	1,183	1,415	1,516	
 <p>8072 Lounge Chair, Channel Upholstery 22.5" W x 27.25" D x 30.5" H Seat: 22.5" W x 17" D Seat Ht: 17" COM: 1.75 yds. COL: 35 sq. ft. 25 lbs. TB 133: \$88</p>	1,059	1,098	1,131	1,168	1,201	1,238	1,271	1,309	1,541	1,642	
 <p>8080 Love Seat 44.5" W x 27.25" D x 30.5" H Seat: 44.5" W x 17" D Seat Ht: 17" COM: 2.75 yds. COL: 55 sq. ft. 40 lbs. TB 133: \$138</p>	1,492	1,553	1,605	1,663	1,715	1,772	1,824	1,885	2,249	2,408	
 <p>8082 Love Seat, Channel Upholstery 44.5" W x 27.25" D x 30.5" H Seat: 44.5" W x 17" D Seat Ht: 17" COM: 2.75 yds. COL: 55 sq. ft. 40 lbs. TB 133: \$138</p>	1,680	1,741	1,793	1,851	1,903	1,960	2,012	2,073	2,437	2,596	

Options

- PF02 Premium Metal Base Finish \$80
- MB02 Moisture Barrier (love seat, seat only) \$73
- MB01 Moisture Barrier (lounge, seat only) \$52
- NS02B Non-Skid Glides \$42





- Fully upholstered seat and back available with or without horizontal channel stitching.
- Swivel base features self-return.
- Swivel base offered in four standard finishes: #82 Graphite, #90 Metallic Silver, #92 Polished Aluminum, #95 Satin Black.
- Premium finishes also available. Please refer to standard finish card.
- 350 lb. weight capacity.
- Please refer to page 44 for two-tone upholstery examples and yardage requirements.
- Accompanying benches and tables available; please refer to corresponding pages.
- All dimensions are nominal.

Ordering Procedures:

- Specify model number and upholstery selection.
- List option model number after appropriate seating model number (e.g. 8075-MB01).



Model	Description	COM				COL				EL-1 Forte Leather	EL-2 Balboa Leather
		1	2	3	4	5	6	7	8		
 <p>8075</p>	<p>Lounge Chair 28" W x 27.25" D x 30.5" H Seat: 22.5" W x 17" D Seat Ht: 17" COM: 1.75 yds. COL: 35 sq. ft. 32 lbs. TB 133: \$88</p>	1,158	1,197	1,230	1,267	1,300	1,337	1,370	1,408	1,640	1,741
 <p>8077</p>	<p>Lounge Chair, Channel Upholstery 28" W x 27.25" D x 30.5" H Seat: 22.5" W x 17" D Seat Ht: 17" COM: 1.75 yds. COL: 35 sq. ft. 32 lbs. TB 133: \$88</p>	1,283	1,322	1,355	1,392	1,425	1,462	1,495	1,533	1,765	1,866

Options

- PF02 Premium Metal Base Finish \$80
- NS02B Non-Skid Glides \$42
- MB01 Moisture Barrier (lounge, seat only) \$52

Upholstery Combinations:

For fabric, vinyl or leather upholstery combinations, pricing will be calculated as follows:

- When combining two COM, COV or COL fabrics, or two fabrics of the same grade, a \$70 List upcharge per unit will be applied.
- When combining two different grades of fabrics, price will be based on the highest grade specified.


Yardage Requirements:

Yardage amounts are based on fabric which is plain (i.e. non-directional) and a full 54" wide.

Appropriate upholstery code must be included on order.



Code **CC1**
Model COM Requirement
 8070 Seat Front & Back Front = .75 yd.
 8072 Balance of Chair = 1.5 yds.



Code **CC2**
Model COM Requirement
 8070 Band = .75 yd.
 8072 Balance of Chair = 1.5 yds.



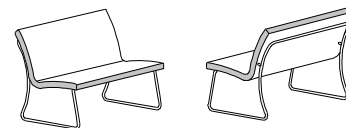
Code **CC3**
Model COM Requirement
 8075 Seat Front & Back Front = .75 yd.
 8077 Balance of Chair = 1.5 yds.



Code **CC4**
Model COM Requirement
 8075 Band = .75 yd.
 8077 Balance of Chair = 1.5 yds.



Code **CC5**
Model COM Requirement
 8080 Seat Front & Back Front = 1 yd.
 8082 Balance of Chair = 1.75 yds.



Code **CC6**
Model COM Requirement
 8080 Band = .75 yd.
 8082 Balance of Chair = 2 yds.