





- Two base options available: sled base or swivel base with self-return.
- Sled base offered in four standard finishes: #82 Graphite, #90 Metallic Silver, #91 Chrome and #95 Satin Black.
- Premium finishes also available. Please refer to listing below.
- Swivel base available in #82 Graphite, #90 Metallic Silver, #92 Polished Aluminum, #95 Satin Black as well as premium finishes.
- 300 lb. weight capacity.
- Please refer to page 38 for two-tone upholstery examples and yardage requirements.
- Accompanying guest seating and stools also available; please refer to corresponding pages.
- All dimensions are nominal.

Ordering Procedures:

- Specify model number, base finish and upholstery selection.
- List option model number after appropriate seating model number (e.g. 30212-M-GD01A).



| Model | Description | COM | | | | COL | | | | EL-1 Forte Leather | EL-2 Balboa Leather |
|---|-------------|-------|-------|-------|-------|-------|-------|-------|-------|--------------------|---------------------|
| | | 1 | 2 | 3 | 4 | 5 | 6 | 7 | 8 | | |
|  <p>30212-M Mid-Back Lounge Chair, Sled Base 26.5" W x 24.25" D x 30" H Seat: 22.5" W x 17" D Seat Ht: 16.5" COM: 1.75 yds. COL: 35 sq. ft. 20 lbs. TB 133: \$88</p> | | 894 | 933 | 966 | 1,003 | 1,036 | 1,073 | 1,106 | 1,144 | 1,376 | 1,477 |
| | | | | | | | | | | | |
|  <p>30213-M Mid-Back Lounge Chair, Swivel Base 23" W x 24.25" D x 30" H Seat: 22.5" W x 17" D Seat Ht: 16.5" COM: 1.75 yds. COL: 35 sq. ft. 22 lbs. TB 133: \$88</p> | | 1,011 | 1,050 | 1,083 | 1,120 | 1,153 | 1,190 | 1,223 | 1,261 | 1,493 | 1,594 |
| | | | | | | | | | | | |

Standard Metal Finishes

- #82 Graphite
- #90 Metallic Silver
- #91 Chrome (sled base only)
- #92 Polished Aluminum (swivel base only)
- #95 Satin Black

Premium Metal Finishes

- #07 Gold Shimmer
- #08 Penny
- #09 Brown Sugar
- #77 Sunshine
- #80 Clementine
- #83 Metallic Champagne
- #87 Poppy
- #88 Pink Flamingo
- #89 Granny Smith
- #94 Cotton
- #98 Pacific
- #99 Glossy Black

Options

- PF02** Premium Metal Base Finish \$80
- GD01A** Clear Glides (sled base models only) \$10
- FG01** Felt Glides (sled base models only) \$40
- NS01** Non-Skid Glides (sled base models only) \$42

Chirp Lounge Series




- Two base options available: sled base or swivel base with self-return.
- Sled base offered in four standard finishes: #82 Graphite, #90 Metallic Silver, #91 Chrome and #95 Satin Black.
- Premium finishes also available. Please refer to listing below.
- Swivel base available in #82 Graphite, #90 Metallic Silver, #92 Polished Aluminum, #95 Satin Black as well as premium finishes.
- 300 lb. weight capacity.
- Please refer to page 38 for two-tone upholstery examples and yardage requirements.
- Accompanying guest seating and stools also available; please refer to corresponding pages.
- All dimensions are nominal.

Ordering Procedures:

- Specify model number, base finish and upholstery selection.
- List option model number after appropriate seating model number (e.g. 30212-H-GD01A).



| Model | Description | COM | | | | COL | | | | EL-1 Forte Leather | EL-2 Balboa Leather |
|---|---|-------|-------|-------|-------|-------|-------|-------|-------|--------------------|---------------------|
| | | 1 | 2 | 3 | 4 | 5 | 6 | 7 | 8 | | |
|  | 30212-H High Back Lounge Chair, Sled Base 26.5" W x 24.25" D x 38" H Seat: 22.5" W x 17" D Seat Ht: 16.5" COM: 2 yds. COL: 40 sq. ft. 24 lbs. TB 133: \$100 | 957 | 1,001 | 1,039 | 1,081 | 1,119 | 1,161 | 1,199 | 1,243 | 1,507 | 1,623 |
| | 30213-H High Back Lounge Chair, Swivel Base 23" W x 24.25" D x 38" H Seat: 22.5" W x 17" D Seat Ht: 16.5" COM: 2 yds. COL: 40 sq. ft. 26 lbs. TB 133: \$100 | 1,076 | 1,120 | 1,158 | 1,200 | 1,238 | 1,280 | 1,318 | 1,362 | 1,626 | 1,742 |

Standard Metal Finishes

- #82 Graphite
- #90 Metallic Silver
- #91 Chrome (sled base only)
- #92 Polished Aluminum (swivel base only)
- #95 Satin Black

Premium Metal Finishes

- #07 Gold Shimmer
- #08 Penny
- #09 Brown Sugar
- #77 Sunshine
- #80 Clementine
- #83 Metallic Champagne
- #87 Poppy
- #88 Pink Flamingo
- #89 Granny Smith
- #94 Cotton
- #98 Pacific
- #99 Glossy Black

Options

- PF02 Premium Metal Base Finish \$80
- GD01A Clear Glides (sled base models only) \$10
- FG01 Felt Glides (sled base models only) \$40
- NS01 Non-Skid Glides (sled base models only) \$42

Upholstery Combinations:

For fabric, vinyl or leather upholstery combinations, pricing will be calculated as follows:

- When combining two COM, COV or COL fabrics, or two fabrics of the same grade, a \$70 List upcharge per unit will be applied.
- When combining two different grades of fabrics, price will be based on the highest grade specified.

Yardage Requirements:

Yardage amounts are based on fabric which is plain (i.e. non-directional) and a full 54" wide.


Appropriate upholstery code must be included on order.




| Code | CH4 |
|--------------|-----------------------------|
| <u>Model</u> | <u>COM Requirement</u> |
| 30212-M | Side/Front Panels = .75 yd. |
| 30213-M | Balance of Chair = 1.5 yds. |




| Code | CH5 |
|--------------|---------------------------------|
| <u>Model</u> | <u>COM Requirement</u> |
| 30212-M | Seat Front/Back Front = .75 yd. |
| 30213-M | Balance of Chair = 1 yd. |




| Code | CH6 |
|--------------|---------------------------------|
| <u>Model</u> | <u>COM Requirement</u> |
| 30212-M | Seat Front/Back Front/ |
| 30213-M | Side & Front Panels = 1.25 yds. |
| | Balance of Chair = .75 yd. |



| Code | CH7 |
|--------------|-----------------------------|
| <u>Model</u> | <u>COM Requirement</u> |
| 30212-H | Side/Front Panels = .75 yd. |
| 30213-H | Balance of Chair = 1.5 yds. |



| Code | CH8 |
|--------------|---------------------------------|
| <u>Model</u> | <u>COM Requirement</u> |
| 30212-H | Seat Front/Back Front = .75 yd. |
| 30213-H | Balance of Chair = 1.25 yds. |



| Code | CH9 |
|--------------|--------------------------------|
| <u>Model</u> | <u>COM Requirement</u> |
| 30212-H | Seat Front/Back Front/ |
| 30213-H | Side & Front Panels = 1.5 yds. |
| | Balance of Chair = .75 yd. |