





- Fully upholstered seat and back.
- Arm and armless models.
- Arms feature black finish as standard.
- Metallic silver arm finish also available. Please specify (-SA02) after model number.
- Round tubular steel frame.
- Three standard frame finish options: #78 Graphite, #90 Metallic Silver and #95 Satin Black.
- Premium finishes also available. Please refer to standard finish card.
- Wall-saver leg design.
- Available with glides or on casters.
- Chairs with glides or casters stack up to 4 high standing or 5 with dolly.
- Please refer to page 98 for accompanying dolly.
- Optional ganging device available.
- Chairs are packaged three (3) to a carton.
- \$20 List carton break charge for less than three (3) chairs.
- Orders for thirty (30) or more chairs will not be subject to carton break upcharge.
- 300 lb. weight capacity.
- Please refer to page 31 for two-tone upholstery examples and yardage requirements.
- All dimensions are nominal.

Ordering Procedures:

- Specify model number, arm finish, frame finish and upholstery selection.
- List option model number after appropriate seating model number (e.g. 2515-FS02).



Model	Description	COM				COL				EL-1 Forte Leather	EL-2 Balboa Leather
		1	2	3	4	5	6	7	8		
	2510 Guest Chair, Fully Upholstered Arms, Glides 23.5" W x 23.5" D x 31" H Seat: 18.5" W x 18.5" D Seat Ht: 17.75" Arm Ht: 26" COM: 1.25 yds. COL: 25 sq. ft. 22 lbs. TB 133: \$63	413	439	461	486	509	534	556	583	740	809
	2515 Guest Chair, Fully Upholstered Arms, Casters 23.5" W x 23.5" D x 31" H Seat: 18.5" W x 18.5" D Seat Ht: 17.75" Arm Ht: 26" COM: 1.25 yds. COL: 25 sq. ft. 22 lbs. TB 133: \$63	427	453	475	500	523	548	570	597	754	823
	2530 Guest Chair, Fully Upholstered Armless, Glides 21" W x 23.5" D x 31" H Seat: 18.5" W x 18.5" D Seat Ht: 17.75" COM: 1.25 yds. COL: 25 sq. ft. 20 lbs. TB 133: \$63	393	419	441	466	489	514	536	563	720	789
	2535 Guest Chair, Fully Upholstered Armless, Casters 21" W x 23.5" D x 31" H Seat: 18.5" W x 18.5" D Seat Ht: 17.75" COM: 1.25 yds. COL: 25 sq. ft. 20 lbs. TB 133: \$63	406	432	454	479	502	527	549	576	733	802

Options

- | | | | | | |
|-------|----------------------------|------|--------|------------------------------|------|
| -PF02 | Premium Metal Frame Finish | \$80 | -C04 | Soft Tread Casters | \$26 |
| -SA02 | Metallic Silver Arms | \$22 | -VCT01 | VCT Tile Glides | \$25 |
| -FS02 | 1" Additional Seat Foam | \$30 | -MB01 | Moisture Barrier (seat only) | \$52 |
| -GC01 | Ganging Connector | \$30 | | | |




Chance Guest Series - Wood Back • Designed by Francisco Romero of PhiDesign

- Maple wood back and fully upholstered seat.
- Maple wood back available in all standard finishes. Please refer to standard finish card.
- Arm and armless models.
- Arms feature black finish as standard.
- Metallic silver arm finish also available. Please specify (-SA02) after model number.
- Round tubular steel frame.
- Three standard frame finish options: #78 Graphite, #90 Metallic Silver and #95 Satin Black.
- Premium finishes also available. Please refer to standard finish card.
- Wall-saver leg design.
- Available with glides or on casters.
- Chairs with glides or casters stack up to 4 high standing or 5 with dolly.
- Optional ganging device available.
- Chairs are packaged three (3) to a carton.
- \$20 List carton break charge for less than three (3) chairs.
- Orders for thirty (30) or more chairs will not be subject to carton break upcharge.
- 300 lb. weight capacity.
- All dimensions are nominal.



Ordering Procedures:

- Specify model number, arm finish, frame finish and upholstery selection.
- List option model number after appropriate seating model number (e.g. 2511-VCT01).

Model	Description	COM				COL				EL-1 Forte Leather	EL-2 Balboa Leather
		1	2	3	4	5	6	7	8		
	2511 Guest Chair, Wood Back Arms, Glides 23.5" W x 23.5" D x 31" H Seat: 18.5" W x 18.5" D Seat Ht: 17.75" Arm Ht: 26" COM: .75 yd. COL: 15 sq. ft. 20 lbs. TB 133: \$38	454	470	483	498	512	527	540	556	651	692
	2516 Guest Chair, Wood Back Arms, Casters 23.5" W x 23.5" D x 31" H Seat: 18.5" W x 18.5" D Seat Ht: 17.75" Arm Ht: 26" COM: .75 yd. COL: 15 sq. ft. 20 lbs. TB 133: \$38	468	484	497	512	526	541	554	570	665	706
	2531 Guest Chair, Wood Back Armless, Glides 21" W x 23.5" D x 31" H Seat: 18.5" W x 18.5" D Seat Ht: 17.75" Arm Ht: 26" COM: .75 yd. COL: 15 sq. ft. 18 lbs. TB 133: \$38	435	451	464	479	493	508	521	537	632	673
	2536 Guest Chair, Wood Back Armless, Casters 21" W x 23.5" D x 31" H Seat: 18.5" W x 18.5" D Seat Ht: 17.75" Arm Ht: 26" COM: .75 yd. COL: 15 sq. ft. 18 lbs. TB 133: \$38	449	465	478	493	507	522	535	551	646	687
	2500 Dolly (Black Finish Only) 24" W x 30" D x 6" H 37 lbs.	311									

Options

-PF02 Premium Metal Frame Finish	\$80	-C04 Soft Tread Casters	\$26
-SA02 Metallic Silver Arms	\$22	-VCT01 VCT Tile Glides	\$25
-FS02 1" Additional Seat Foam	\$30	-MB01 Moisture Barrier (seat only)	\$52
-GC01 Ganging Connector	\$30		


- Fully upholstered seat and back.
- Enhanced seat and back size.
- Arms feature black finish as standard.
- Metallic silver arm finish also available. Please specify (-SA02) after model number.
- Reinforced round tubular steel frame.
- Three standard frame finish options: #78 Graphite, #90 Metallic Silver and #95 Satin Black.
- Premium finishes also available. Please refer to standard finish card.
- Wall-saver leg design.

- 500 lb. weight capacity.
- Please refer to page 31 for two-tone upholstery examples and yardage requirements.
- All dimensions are nominal.

Ordering Procedures:

- Specify model number, arm finish and upholstery selection.
- List option model number after appropriate seating model number (e.g. 2580-FS01).



Model	Description	COM				COL				EL-1 Forte Leather	EL-2 Balboa Leather
		1	2	3	4	5	6	7	8		
 <p>2580 Bariatric Chair, Fully Upholstered Arms, Glides 34.5" W x 24.5" D x 32" H Seat: 30" W x 19" D Seat Ht: 18" Arm Ht: 26" COM: 2.5 yds. COL: 50 sq. ft. 50 lbs. TB 133: \$125</p>											
		751	803	848	898	943	993	1,038	1,091	1,406	1,543

Options

- PF02 Premium Metal Frame Finish \$80
- SA02 Metallic Silver Arms \$22
- FS01 1" Additional Seat Foam \$30
- VCT01 VCT Tile Glides \$25
- MB02 Moisture Barrier (seat only) \$70

Upholstery Combinations:

For fabric, vinyl or leather upholstery combinations, pricing will be calculated as follows:

- When combining two COM, COV or COL fabrics, or two fabrics of the same grade:
 A \$45 List upcharge per unit will be applied to guest seating.
 A \$70 List upcharge per unit will be applied to bariatric seating.
- When combining two different grades of fabrics, price will be based on the highest grade specified.

Yardage Requirements:


Yardage amounts are based on fabric which is plain (i.e. non-directional) and a full 54" wide.

Appropriate upholstery code must be included on order.



Code
Model
 2510
 2515
 2530
 2535

CS1
COM Requirement
 Back = .75 yd.
 Seat = .5 yd.



Code
Model
 2580

CS3
COM Requirement
 Back = 1.25 yds.
 Seat = 1.25 yds.