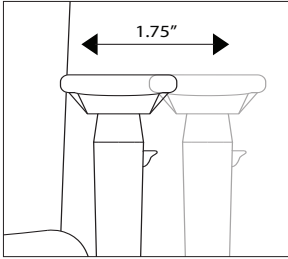
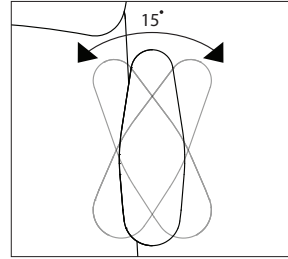


OPTIONS

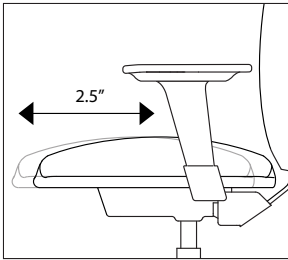
Providing further customization capability for individual needs, Encore offers a variety of options on most task and executive seating models, as listed below. Please refer to price list pages on individual models for availability as well as additional options that may be offered.



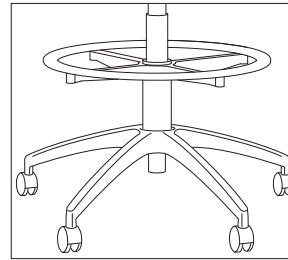
Width Adjustable Arms
1¾" horizontal adjustment per arm.



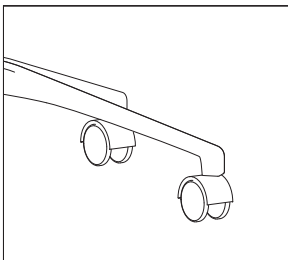
Pivot Arms
15-degree horizontal swivel arm pad adjustment inward or outward.



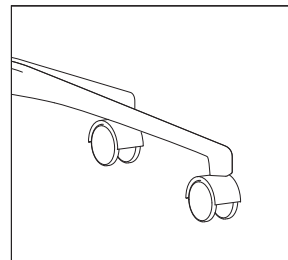
Seat Slider
2½" front and back horizontal seat depth adjustment.




Stool Option
Extended 10" lift.



Soft Tread Casters
55mm diameter soft rubber wheels for hard surface floors.



Soft Tread Self-Locking Casters
Lock upon standing and release when sitting.



Jury Base
Satin Black finish.