

CHANCE SEATING



 Encore

MARCH 1, 2026
VA IDIQ CONTRACT (FY26)
(DEALER HELD)

CHANCE GUEST | Designed by Francisco Romero of PhiDesign



SPECIFICATIONS:

- Fully upholstered arm and armless models.
- Fully upholstered bariatric models with enhanced seat and back size also available.
- Arms feature black finish only.
- Round tubular steel frame.
- Frame available in standard and premium finishes. See below for options.
- For custom finish colors, please contact client services for pricing.
- Available with glides or on casters.
- Chairs with glides or casters stack up to 4 high standing or 5 with dolly.
- Optional ganging device available.
- If cartoning is required, chairs are packaged in units of three (3). A \$20 List carton break charge will be applied for orders with only one or two chairs.
- Guest chairs feature 300 lb. weight capacity.
- Bariatric models feature 500 lb. weight capacity.
- Refer to terms and conditions for general information regarding fabrics, finishes, warranty, freight, complete condition of sales and more.

STANDARD METAL FRAME FINISH COLORS:

- 0405 Charcoal Grey
- 0535 Metallic Silver
- 0630 Satin Black

PREMIUM METAL FRAME FINISH COLORS:









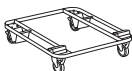
- 0605 Matte Black
- 0705 Matte Cotton
- 0788 Glossy Cotton
- 0805 Oasis
- 0905 Mint
- 1005 Mercury
- 1105 Canary
- 1205 Stone
- 1305 Sage
- 1405 Ice Blue
- 1505 Clay

All shipments for this series will be blanket-wrapped as standard. For customers located in Territory 1 who require cartoning, a 5% upcharge will be added to each product. Please contact client services for additional information.

CHANCE GUEST | Designed by Francisco Romero of PhiDesign


ORDERING REQUIREMENTS:

- Model number
- Arm finish, as applicable
- Frame finish
- Upholstery selection
- Options, as applicable

MODEL	PRODUCT SPECIFICATIONS	FABRIC GRADES								LEATHER			
		COM	A	1	2	3	4	COL 5	6	7	8	L1	L2
2510 	 Guest Chair, Fully Upholstered Arms, Glides 23.5" W x 23.5" D x 31" H Seat: 18.5" W x 18.5" D Seat Ht: 17.75" Arm Ht: 26" COM: 1.25 yds. COL: 25 sq. ft. 22 lbs.	707	797	845	874	920	969	1,014	1,060	1,106	1,152	1,370	1,527
2515 	 Guest Chair, Fully Upholstered Arms, Casters 23.5" W x 23.5" D x 31" H Seat: 18.5" W x 18.5" D Seat Ht: 17.75" Arm Ht: 26" COM: 1.25 yds. COL: 25 sq. ft. 22 lbs.	707	797	845	874	920	969	1,014	1,060	1,106	1,152	1,370	1,527
2530 	 Guest Chair, Fully Upholstered Armless, Glides 21" W x 23.5" D x 31" H Seat: 18.5" W x 18.5" D Seat Ht: 17.75" COM: 1.25 yds. COL: 25 sq. ft. 20 lbs.	651	741	789	818	864	913	958	1,004	1,050	1,096	1,314	1,471
2535 	 Guest Chair, Fully Upholstered Armless, Casters 21" W x 23.5" D x 31" H Seat: 18.5" W x 18.5" D Seat Ht: 17.75" COM: 1.25 yds. COL: 25 sq. ft. 20 lbs.	674	764	812	841	887	936	981	1,027	1,073	1,119	1,337	1,494
2500 	Dolly (Black Finish Only) 24" W x 30" D x 6" H 37 lbs.	592											

OPTIONS

-PFM02	Premium Metal Frame Finish	\$111	-STC02	Soft Tread Casters	\$37
-EFO1	1" Additional Seat Foam	\$48	-VCT04	VCT Tile Glides	\$32
-GCO1	Ganging Connector	\$46	-MB01	Moisture Barrier (seat only)	\$75


 = Available on quick-ship program (0535 Metallic Silver frame finish only).

All shipments for this series will be blanket-wrapped as standard. For customers located in Territory 1 who require cartoning, a 5% upcharge will be added to each product. Please contact client services for additional information.

CHANCE GUEST | Designed by Francisco Romero of PhiDesign

ORDERING REQUIREMENTS:

- Model number
- Arm finish, as applicable
- Frame finish
- Upholstery selection
- Options, as applicable

MODEL	PRODUCT SPECIFICATIONS	FABRIC GRADES								LEATHER			
		COM	A	1	2	3	4	COL 5	6	7	8	L1	L2
2580 	Bariatric Chair, Fully Upholstered Arms, Glides 34.5" W x 24.5" D x 32" H Seat: 30" W x 19" D Seat Ht: 18" Arm Ht: 26" COM: 2.5 yds. COL: 50 sq. ft. 50 lbs.	1,452	1,632	1,727	1,785	1,877	1,975	2,065	2,157	2,250	2,342	2,777	3,092

OPTIONS

- PFM02 Premium Metal Frame Finish \$111
- EF02 1" Additional Seat Foam \$108
- VCT04 VCT Tile Glides \$32
- MB02 Moisture Barrier (seat only) \$98


CHANCE GUEST | Designed by Francisco Romero of PhiDesign

UPHOLSTERY COMBINATIONS:

- For upholstery combinations, refer to the pricing below.
- When combining two COM/COV/COL fabrics, or fabrics with the same grade, add \$135 List per unit.
- When combining three or more COM/COV/COL fabrics, or fabrics with the same grade, add \$165 List per unit.
- When combining different grades of fabric, price will be based on the highest grade specified.
- Two-tone upholstery examples and yardage requirements for the most common combinations are listed below. Additional combinations available; please contact client services for yardage requirements and pricing.
- Note: Yardage amounts are based on fabric which is plain (i.e. non-directional) and a full 54" wide.
- Appropriate upholstery code must be included.



Code	CS1
<u>Model</u>	<u>COM Requirement</u>
2510	Seat = .5 yd.
2515	Back = .75 yd.
2530	
2535	



Code	CS3
<u>Model</u>	<u>COM Requirement</u>
2580	Seat = 1.25 yds.
	Back = 1.25 yds.

HADO SEATING



 Encore

MARCH 1, 2026
VA IDIQ CONTRACT (FY26)
(DEALER HELD)

All shipments for this series will be blanket-wrapped as standard. For customers located in Territory 1 who require cartoning, a 5% upcharge will be added to each product. Please contact client services for additional information.

HADO GUEST | Designed by Qdesign



SPECIFICATIONS:

- Metal legs available in standard and premium finishes. See below for options.
- For custom finish colors, please contact client services for pricing.
- 300 lb. weight capacity.
- All dimensions are nominal.
- Refer to terms and conditions for general information regarding fabrics, finishes, warranty, freight, complete condition of sales and more.

STANDARD METAL LEG FINISH COLORS:

- 0405 Charcoal Grey
- 0535 Metallic Silver
- 0630 Satin Black

PREMIUM METAL LEG FINISH COLORS:


- 0605 Matte Black
- 0705 Matte Cotton
- 0788 Glossy Cotton
- 0805 Oasis
- 0905 Mint
- 1005 Mercury
- 1105 Canary
- 1205 Stone
- 1305 Sage
- 1405 Ice Blue
- 1505 Clay

All shipments for this series will be blanket-wrapped as standard. For customers located in Territory 1 who require cartoning, a 5% upcharge will be added to each product. Please contact client services for additional information.

HADO GUEST | Designed by Qdesign

ORDERING REQUIREMENTS:

- Model number
- Leg finish
- Upholstery selection
- Options, as applicable

MODEL	PRODUCT SPECIFICATIONS	FABRIC GRADES								LEATHER			
		COM	A	1	2	3	4	COL 5	6	7	8	L1	L2
63111 	Guest Chair, 4-Leg Metal Base 18" W x 23.5" D x 31.5" H Seat: 18" W x 17.5" D Seat Ht: 17.5" COM: 1.5 yds. COL: 30 sq. ft. 16 lbs.	1,502	1,610	1,667	1,702	1,757	1,816	1,870	1,925	1,981	2,036	2,297	2,486

OPTIONS

-PFM02	Premium Metal Leg Finish	\$111
-NSO4	Non-Skid Glides	\$30

All shipments for this series will be blanket-wrapped as standard. For customers located in Territory 1 who require cartoning, a 5% upcharge will be added to each product. Please contact client services for additional information.

HADO GUEST | Designed by Qdesign

UPHOLSTERY COMBINATIONS:

- For upholstery combinations, refer to the pricing below.
- When combining two COM/COV/COL fabrics, or fabrics with the same grade, add \$135 List per unit.
- When combining three or more COM/COV/COL fabrics, or fabrics with the same grade, add \$165 List per unit.
- When combining different grades of fabric, price will be based on the highest grade specified.
- Two-tone upholstery examples and yardage requirements for the most common combinations are listed below. Additional combinations available; please contact client services for yardage requirements and pricing.
- Note: Yardage amounts are based on fabric which is plain (i.e. non-directional) and a full 54" wide.
- Appropriate upholstery code must be included.



Code	HG1
<u>Model</u>	<u>COM Requirement</u>
63111	Seat = 1 yd. Back = .75 yd.

HOOM SEATING



 Encore

MARCH 1, 2026
VA IDIQ CONTRACT (FY26)
(DEALER HELD)

All shipments for this series will be blanket-wrapped as standard. For customers located in Territory 1 who require cartoning, a 5% upcharge will be added to each product. Please contact client services for additional information.

HOOM GUEST | Designed by Gower + Woolf



SPECIFICATIONS:

- Four base options available: 4-leg wood, 4-leg metal, 4-prong swivel with glides and 5-prong with casters.
- 4-prong swivel base models with glides feature self-return.
- 5-prong base models with casters feature height-adjustable tilt-lock mechanism.
- Metal bases offered in standard and premium finishes. Please refer to listing below.
- For custom metal finish colors, please contact client services for pricing.
- 4-leg wood bases offered in all standard finishes on Ash.
- For Alabaster and Super Matte Sable Ash, premium wood finish upcharge applies. Refer to options section for pricing.
- For custom wood finishes, please add \$578 List per color per order.
- 300 lb. weight capacity.
- All dimensions are nominal.
- Refer to terms and conditions for general information regarding fabrics, finishes, warranty, freight, complete condition of sales and more.

STANDARD METAL BASE FINISH COLORS:

- 0405 Charcoal Grey
- 0535 Metallic Silver
- 0199 Chrome (4-leg base only)
- 0299 Polished Aluminum (swivel base only)
- 0630 Satin Black

PREMIUM METAL BASE FINISH COLORS:









- 0605 Matte Black
- 0705 Matte Cotton
- 0788 Glossy Cotton
- 0805 Oasis
- 0905 Mint
- 1005 Mercury
- 1105 Canary
- 1205 Stone
- 1305 Sage
- 1405 Ice Blue
- 1505 Clay

All shipments for this series will be blanket-wrapped as standard. For customers located in Territory 1 who require cartoning, a 5% upcharge will be added to each product. Please contact client services for additional information.

HOOM GUEST | Designed by Gower + Woolf

ORDERING REQUIREMENTS:

- Model number
- Base finish
- Upholstery selection
- Options, as applicable

MODEL	PRODUCT SPECIFICATIONS	FABRIC GRADES								LEATHER			
		COM	A	1	2	3	4	COL 5	6	7	8	L1	L2
7001 	 Guest Chair, 4-Leg Metal Base 24" W x 24" D x 31.5" H Seat: 18.5" W x 18" D Seat Ht: 17.75" COM: 1.75 yds. COL: 35 sq. ft. 24 lbs.	1,407	1,533	1,600	1,640	1,705	1,773	1,836	1,901	1,966	2,030	2,335	2,555
7003-G 	 Guest Chair, 4-Prong Swivel Base, Glides 24" W x 24" D x 31.75" H Seat: 18.5" W x 17.5" D Seat Ht: 18.25" COM: 1.75 yds. COL: 35 sq. ft. 24 lbs.	1,616	1,742	1,809	1,849	1,914	1,982	2,045	2,110	2,175	2,239	2,544	2,764
7003-C 	 Guest Chair, 5-Prong Base, Height-Adjustable Tilt-Lock Mechanism, Casters 24" W x 24" D x 31.25" H Seat: 18.5" W x 17.5" D Seat Ht: 17.75" COM: 1.75 yds. COL: 35 sq. ft. 24 lbs.	1,682	1,808	1,875	1,915	1,980	2,048	2,111	2,176	2,241	2,305	2,610	2,830
7004 	 Guest Chair, 4-Leg Wood Base 24" W x 24" D x 31" H Seat: 18.5" W x 17.5" D Seat Ht: 17.5" COM: 1.75 yds. COL: 35 sq. ft. 26 lbs.	1,669	1,795	1,862	1,902	1,967	2,035	2,098	2,163	2,228	2,292	2,597	2,817

OPTIONS

-PFM02	Premium Metal Base Finish	\$111
-PFW02	Premium Wood Leg Finish	\$25
-NS04	Non-Skid Glides	\$30
-STC02	Soft Tread Casters (model 7003-C only)	\$37
-STLC02	Soft Tread Self-Locking Casters (model 7003-C only)	\$69
-GDO4	Glides (model 7003-C only)	\$34

 = Available on quick-ship program (0535 Metallic Silver, 0199 Chrome, 0299 Polished Aluminum and standard wood base finishes only).

All shipments for this series will be blanket-wrapped as standard. For customers located in Territory 1 who require cartoning, a 5% upcharge will be added to each product. Please contact client services for additional information.

HOOM GUEST | Designed by Gower + Woolf

UPHOLSTERY COMBINATIONS:

- For upholstery combinations, refer to the pricing below.
- When combining two COM/COV/COL fabrics, or fabrics with the same grade, add \$135 List per unit.
- When combining three or more COM/COV/COL fabrics, or fabrics with the same grade, add \$165 List per unit.
- When combining different grades of fabric, price will be based on the highest grade specified.
- Two-tone upholstery examples and yardage requirements for the most common combinations are listed below. Additional combinations available; please contact client services for yardage requirements and pricing.
- Note: Yardage amounts are based on fabric which is plain (i.e. non-directional) and a full 54" wide.
- Appropriate upholstery code must be included.



Code	HM1
<u>Model</u>	<u>COM Requirement</u>
All	Seat Cushion = .75 yd. Balance of Chair = 1.25 yds.

KITSY SEATING



All shipments for this series will be blanket-wrapped as standard. For customers located in Territory 1 who require cartoning, a 5% upcharge will be added to each product. Please contact client services for additional information.

KITSY | Designed by Just Meijer



SPECIFICATIONS:

- Polypropylene shell and fully upholstered models.
- Polypropylene shells consists of 30% recycled material.
- Five base options available: 4-leg, A-frame, swivel with glides, swivel with casters and wood legs.
- Swivel base models with glides feature self-return.
- 4-leg model offered with arms or armless.
- Arm finish will match leg finish unless specified otherwise.
- Wood legs feature black metal trim as standard. For alternate metal trim finishes, please specify "-LT01" after model number and add \$130 List per unit. Please note that 0199 Chrome and 0299 Polished Aluminum are not available on trim.
- Wood legs available in all standard and custom finishes on Beech.
- For custom wood finishes, please contact client services and add one-time upcharge of \$578 List per color per order.
- For Super Matte Sable Beech, premium wood finish upcharge applies. Refer to options section for pricing.
- 4-leg models stack up to 5 high standing or 10 with dolly, with or without arms, and feature 3/4" tube diameter.
- A-frame models stack up to 7 high standing or 8 with dolly.
- If cartoning is required for 4-leg or A-frame models, chairs are packaged in units of three (3). A \$20 List carton break charge will be applied for orders with only one or two chairs.
- Swivel base model with casters features non-tilt, height adjustable mechanism.
- 300 lb. weight capacity
- All dimensions are nominal.
- Refer to terms and conditions for general information regarding finishes, warranty, freight, complete condition of sales and more.

STANDARD METAL BASE FINISH COLORS:

- 0405 Charcoal Grey
- 0535 Metallic Silver
- 0199 Chrome (4-leg and A-frame bases only)
- 0299 Polished Aluminum (swivel bases only)
- 0630 Satin Black

PREMIUM METAL BASE FINISH COLORS:

- 0605 Matte Black
- 0705 Matte Cotton
- 0788 Glossy Cotton
- 0805 Oasis
- 0905 Mint
- 1005 Mercury
- 1105 Canary
- 1205 Stone
- 1305 Sage
- 1405 Ice Blue
- 1505 Clay

POLYPROPYLENE COLORS:









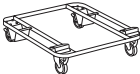
- 140 Oasis
- 141 Mint
- 142 Mercury
- 143 Canary
- 148 Raven
- 149 Stark
- 150 Stone

All shipments for this series will be blanket-wrapped as standard. For customers located in Territory 1 who require cartoning, a 5% upcharge will be added to each product. Please contact client services for additional information.

KITSY | Designed by Just Meijer

ORDERING REQUIREMENTS:

- Model number
- Poly color
- Base/leg finish
- Wood leg metal trim finish, as applicable
- Options, as applicable

MODEL	PRODUCT SPECIFICATIONS	LIST
6811 	 Polypropylene Shell, 4-Leg Base, Armless 21" W x 21.5" D x 31.75" H Seat: 18.5" W x 16" D Seat Ht: 17.75" 13 lbs.	670
6812 	 Polypropylene Shell, 4-Leg Base, Arms 21" W x 21.5" D x 31.75" H Seat: 18.5" W x 16" D Seat Ht: 17.75" Arm Ht: 26.25" 17 lbs.	728
6813 	 Polypropylene Shell, A-Frame Base, Armless 20.5" W x 22.25" D x 31.25" H Seat: 18.5" W x 16" D Seat Ht: 17.25" 15 lbs.	812
6814 	 Polypropylene Shell, Wood Legs, Armless 19.5" W x 22" D x 31.75" H Seat: 18.5" W x 16" D Seat Ht: 17.75" 14 lbs.	982
6800 	Dolly (Black Finish Only) 24" W x 30" D x 6" H 37 lbs.	700

OPTIONS

-PFM02	Premium Metal Base/Leg Finish	\$111
-PFW02	Premium Wood Leg Finish	\$25
-NSO4	Non-Skid Glides	\$30
-LT01	Alternate Wood Leg Metal Trim Finish	\$130





 = Available on quick-ship program (0535 Metallic Silver, 0199 Chrome and standard wood base finishes only).

All shipments for this series will be blanket-wrapped as standard. For customers located in Territory 1 who require cartoning, a 5% upcharge will be added to each product. Please contact client services for additional information.

KITSY | Designed by Just Meijer


ORDERING REQUIREMENTS:

- Model number
- Poly color
- Base finish
- Options, as applicable

MODEL	PRODUCT SPECIFICATIONS	LIST
6815 	 Polypropylene Shell, Non-Tilt Swivel Base, Glides 20.5" W x 22.25" D x 31.25" H Seat: 18.5" W x 16" D Seat Ht: 17.75" 18 lbs.	1,113
6816 	 Polypropylene Shell, Non-Tilt Swivel Base, Casters 20.5" W x 22.25" D x 31.25" - 34.25" H Seat: 18.5" W x 16" D Seat Ht: 17.75" - 20.75" 18 lbs.	1,113

OPTIONS

-PFM02	Premium Metal Base Finish	\$111
-STC02	Soft Tread Casters	\$37
-STLC02	Soft Tread Self-Locking Casters	\$69









 = Available on quick-ship program (0535 Metallic Silver, 0299 Polished Aluminum base finishes only).

All shipments for this series will be blanket-wrapped as standard. For customers located in Territory 1 who require cartoning, a 5% upcharge will be added to each product. Please contact client services for additional information.

KITSY | Designed by Just Meijer

ORDERING REQUIREMENTS:

- Model number
- Base/leg finish
- Wood leg metal trim finish, as applicable
- Upholstery selection
- Options, as applicable

MODEL	PRODUCT SPECIFICATIONS	FABRIC GRADES								LEATHER			
		COM	A	1	2	3	4	COL 5	6	7	8	L1	L2
6811-U 	 Fully Upholstered, 4-Leg Base, Armless 21" W x 21.5" D x 31.75" H Seat: 18.5" W x 16" D Seat Ht: 18.25" COM: 1.25 yds. COL: 25 sq. ft. 13 lbs.	1,002	1,092	1,140	1,169	1,215	1,264	1,309	1,355	1,401	1,447	1,665	1,822
6812-U 	 Fully Upholstered, 4-Leg Base, Arms 21" W x 21.5" D x 31.75" H Seat: 18.5" W x 16" D Seat Ht: 18.25" Arm Ht: 26.25" COM: 1.25 yds. COL: 25 sq. ft. 17 lbs.	1,060	1,150	1,198	1,227	1,273	1,322	1,367	1,413	1,459	1,505	1,723	1,880
6813-U 	 Fully Upholstered, A-Frame Base, Armless 20.5" W x 22.25" D x 31.25" H Seat: 18.5" W x 16" D Seat Ht: 17.75" COM: 1.25 yds. COL: 25 sq. ft. 15 lbs.	1,144	1,234	1,282	1,311	1,357	1,406	1,451	1,497	1,543	1,589	1,807	1,964
6814-U 	 Fully Upholstered, Wood Legs, Armless 19.5" W x 22" D x 31.75" H Seat: 18.5" W x 16" D Seat Ht: 18.25" COM: 1.25 yds. COL: 25 sq. ft. 14 lbs.	1,314	1,404	1,452	1,481	1,527	1,576	1,621	1,667	1,713	1,759	1,977	2,134

OPTIONS

-PFM02	Premium Metal Base/Leg Finish	\$111
-PFW02	Premium Wood Leg Finish	\$25
-NSO4	Non-Skid Glides	\$30
-LT01	Alternate Wood Leg Metal Trim Finish	\$130





 = Available on quick-ship program (0535 Metallic Silver, 0199 Chrome and standard wood base finishes only).

All shipments for this series will be blanket-wrapped as standard. For customers located in Territory 1 who require cartoning, a 5% upcharge will be added to each product. Please contact client services for additional information.

KITSY | Designed by Just Meijer

ORDERING REQUIREMENTS:

- Model number
- Base finish
- Upholstery selection
- Options, as applicable

MODEL	PRODUCT SPECIFICATIONS	FABRIC GRADES										LEATHER	
		COM	A	1	2	3	4	COL 5	6	7	8	L1	L2
6815-U 	 Fully Upholstered, Non-Tilt Swivel Base, Glides 20.5" W x 22.25" D x 31.25" H Seat: 18.5" W x 16" D Seat Ht: 17.75" COM: 1.25 yds. COL: 25 sq. ft. 18 lbs.	1,445	1,535	1,583	1,612	1,658	1,707	1,752	1,798	1,844	1,890	2,108	2,265
6816-U 	 Fully Upholstered, Non-Tilt Swivel Base, Casters 20.5" W x 22.25" D x 31.25" - 34.25" H Seat: 18.5" W x 16" D Seat Ht: 17.75" - 20.75" COM: 1.25 yds. COL: 25 sq. ft. 18 lbs.	1,445	1,535	1,583	1,612	1,658	1,707	1,752	1,798	1,844	1,890	2,108	2,265

OPTIONS

-PFM02	Premium Metal Base Finish	\$111
-STC02	Soft Tread Casters	\$37
-STLC02	Soft Tread Self-Locking Casters	\$69

 = Available on quick-ship program (0535 Metallic Silver, 0299 Polished Aluminum base finishes only).

MAYLAND SEATING



 Encore

MARCH 1, 2026
VA IDIQ CONTRACT (FY26)
(DEALER HELD)

All shipments for this series will be blanket-wrapped as standard. For customers located in Territory 1 who require cartoning, a 5% upcharge will be added to each product. Please contact client services for additional information.

MAYLAND GUEST | Designed by Gower + Woolf



SPECIFICATIONS:

- Available with Beech wood or metal frame.
- Metal frame available in standard and premium finishes. See below for options.
- For custom metal finish colors, please contact client services for pricing.
- Wood frame offered in all standard and custom finishes on Beech.
- For Super Matte Sable Beech, premium wood finish upcharge applies. Refer to options section for pricing.
- For custom wood finishes, please contact client services and add one-time upcharge of \$578 List per color per order.
- 300 lb. weight capacity.
- All dimensions are nominal.
- Refer to terms and conditions for general information regarding fabrics, finishes, warranty, freight, complete condition of sales and more.

STANDARD METAL FRAME FINISH COLORS:

- 0405 Charcoal Grey
- 0535 Metallic Silver
- 0630 Satin Black

PREMIUM METAL FRAME FINISH COLORS:




- 0605 Matte Black
- 0705 Matte Cotton
- 0788 Glossy Cotton
- 0805 Oasis
- 0905 Mint
- 1005 Mercury
- 1105 Canary
- 1205 Stone
- 1305 Sage
- 1405 Ice Blue
- 1505 Clay

All shipments for this series will be blanket-wrapped as standard. For customers located in Territory 1 who require cartoning, a 5% upcharge will be added to each product. Please contact client services for additional information.

MAYLAND GUEST | Designed by Gower + Woolf


ORDERING REQUIREMENTS:

- Model number
- Frame finish
- Upholstery selection
- Options, as applicable

MODEL	PRODUCT SPECIFICATIONS	FABRIC GRADES								LEATHER			
		COM	A	1	2	3	4	COL 5	6	7	8	L1	L2
5920 	 Guest Chair, Metal Frame 26" W x 27" D x 29.75" H Seat: 20" W x 18" D Seat Ht: 18" COM: 3 yds. COL: 60 sq. ft. 37 lbs.	2,153	2,369	2,483	2,552	2,663	2,780	2,888	2,999	3,110	3,221	3,743	4,121
5920-W 	Guest Chair, Wood Frame 26.75" W x 27.5" D x 29.75" H Seat: 20" W x 18" D Seat Ht: 18" COM: 3 yds. COL: 60 sq. ft. 36 lbs.	2,662	2,878	2,992	3,061	3,172	3,289	3,397	3,508	3,619	3,730	4,252	4,630

OPTIONS

-PFM02	Premium Metal Frame Finish	\$111
-PFW03	Premium Wood Frame Finish	\$39
-NS04	Non-Skid Glides	\$30
-VCT04	VCT Tile Glides (metal frame model only)	\$32

 = Available on quick-ship program (standard metal base finishes only).

All shipments for this series will be blanket-wrapped as standard. For customers located in Territory 1 who require cartoning, a 5% upcharge will be added to each product. Please contact client services for additional information.

MAYLAND GUEST | Designed by Gower + Woolf

UPHOLSTERY COMBINATIONS:

- For upholstery combinations, refer to the pricing below.
- When combining two COM/COV/COL fabrics, or fabrics with the same grade, add \$135 List per unit.
- When combining three or more COM/COV/COL fabrics, or fabrics with the same grade, add \$165 List per unit.
- When combining different grades of fabric, price will be based on the highest grade specified.
- Two-tone upholstery examples and yardage requirements for the most common combinations are listed below. Additional combinations available; please contact client services for yardage requirements and pricing.
- Note: Yardage amounts are based on fabric which is plain (i.e. non-directional) and a full 54" wide.
- Appropriate upholstery code must be included.



Code MA1

Model COM Requirement

All Back Cushion Only = .75 yd.
Balance of Chair = 2.75 yds.



Code MA2

Model COM Requirement

All Seat Cushion Only = 1 yd.
Balance of Chair = 2.75 yds.



Code MA3

Model COM Requirement

All Seat & Back Cushion = 1.25 yds.
Balance of Chair = 2.25 yds.

All shipments for this series will be blanket-wrapped as standard. For customers located in Territory 1 who require cartoning, a 5% upcharge will be added to each product. Please contact client services for additional information.

MAYLAND LOUNGE | Designed by Gower + Woolf



SPECIFICATIONS:

- Available with Beech wood or metal frame.
- Metal frame available in standard and premium finishes. See below for options.
- For custom metal finish colors, please contact client services for pricing.
- Wood frame offered in all standard and custom finishes on Beech.
- For Super Matte Sable Beech, premium wood finish upcharge applies. Refer to options section for pricing.
- For custom wood finishes, please contact client services and add one-time upcharge of \$578 List per color per order.
- 350 lb. weight capacity.
- All dimensions are nominal.
- Refer to terms and conditions for general information regarding fabrics, finishes, warranty, freight, complete condition of sales and more.

STANDARD METAL FRAME FINISH COLORS:

- 0405 Charcoal Grey
- 0535 Metallic Silver
- 0630 Satin Black

PREMIUM METAL FRAME FINISH COLORS:

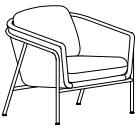

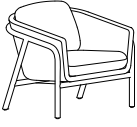
- 0605 Matte Black
- 0705 Matte Cotton
- 0788 Glossy Cotton
- 0805 Oasis
- 0905 Mint
- 1005 Mercury
- 1105 Canary
- 1205 Stone
- 1305 Sage
- 1405 Ice Blue
- 1505 Clay

All shipments for this series will be blanket-wrapped as standard. For customers located in Territory 1 who require cartoning, a 5% upcharge will be added to each product. Please contact client services for additional information.

MAYLAND LOUNGE | Designed by Gower + Woolf


ORDERING REQUIREMENTS:

- Model number
- Frame finish
- Upholstery selection
- Options, as applicable

MODEL	PRODUCT SPECIFICATIONS	FABRIC GRADES										LEATHER	
		COM	A	1	2	3	4	COL 5	6	7	8	L1	L2
5901 	<p> Lounge Chair, Metal Frame</p> <p>30.5" W x 30" D x 29.75" H Seat: 24" W x 19.5" D Seat Ht: 16.75" COM: 4 yds. COL: 80 sq. ft. 52 lbs.</p>	2,582	2,870	3,022	3,114	3,262	3,418	3,562	3,710	3,858	4,006	4,702	5,206
5901-W 	<p>Lounge Chair, Wood Frame</p> <p>31.75" W x 31" D x 29.75" H Seat: 24" W x 19.5" D Seat Ht: 16.75" COM: 4 yds. COL: 80 sq. ft. 51 lbs.</p>	2,976	3,264	3,416	3,508	3,656	3,812	3,956	4,104	4,252	4,400	5,096	5,600

OPTIONS

-PFM02	Premium Metal Frame Finish	\$111
-PFW03	Premium Wood Frame Finish	\$39
-NS04	Non-Skid Glides	\$30
-VCT04	VCT Tile Glides (metal frame model only)	\$32

 = Available on quick-ship program (standard metal base finishes only).

MAYLAND LOUNGE | Designed by Gower + Woolf

UPHOLSTERY COMBINATIONS:

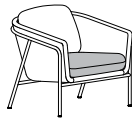
- For upholstery combinations, refer to the pricing below.
- When combining two COM/COV/COL fabrics, or fabrics with the same grade, add \$135 List per unit.
- When combining three or more COM/COV/COL fabrics, or fabrics with the same grade, add \$165 List per unit.
- When combining different grades of fabric, price will be based on the highest grade specified.
- Two-tone upholstery examples and yardage requirements for the most common combinations are listed below. Additional combinations available; please contact client services for yardage requirements and pricing.
- Note: Yardage amounts are based on fabric which is plain (i.e. non-directional) and a full 54" wide.
- Appropriate upholstery code must be included.



Code MY1

Model COM Requirement

All Back Cushion Only = .75 yd.
Balance of Chair = 3.5 yds.



Code MY2

Model COM Requirement

All Seat Cushion Only = 1 yd.
Balance of Chair = 3.25 yds.



Code MY3

Model COM Requirement

All Seat & Back Cushion = 2 yds.
Balance of Chair = 2.5 yds.

MOZIE SEATING



 Encore

MARCH 1, 2026
VA IDIQ CONTRACT (FY26)
(DEALER HELD)

MOZIE GUEST



SPECIFICATIONS:

- Arm and armless models with open upholstered back.
- Arms feature black finish as standard.
- Silver arm finish also available. Please specify (-SA01) after model number and add \$36 list.
- Elliptical tubular steel frame.
- Frame available in standard and premium finishes. See below for options.
- Available with glides or on casters.
- Single guest chairs with glides or casters stack up to 4 high standing or 5 with dolly.
- Dolly not recommended for caster models.
- Guest chairs feature 400 lb. weight capacity.
- Bariatric models feature enhanced seat and back size and 750 lb. weight capacity.
- Optional ganging bracket available for chair to chair connection.
- Please note that to gang two chairs together, separate ganging brackets must be ordered for each unit.
- Ganging brackets fold under seat when not in use.
- If cartoning is required, chairs are packaged in units of two (2). A \$20 List carton break charge will be applied for orders with only one chair.
- All dimensions are nominal.
- Refer to terms and conditions for general information regarding fabrics, finishes, warranty, freight, complete condition of sales and more.

STANDARD METAL BASE FINISH COLORS:

- 0405 Charcoal Grey
- 0535 Metallic Silver
- 0630 Satin Black

PREMIUM METAL BASE FINISH COLORS:



- 0605 Matte Black
- 0705 Matte Cotton
- 0788 Glossy Cotton
- 0805 Oasis
- 0905 Mint
- 1005 Mercury
- 1105 Canary
- 1205 Stone
- 1305 Sage
- 1405 Ice Blue
- 1505 Clay

All shipments for this series will be blanket-wrapped as standard. For customers located in Territory 1 who require cartoning, a 5% upcharge will be added to each product. Please contact client services for additional information.

MOZIE GUEST

ORDERING REQUIREMENTS:

- Model number
- Arm finish
- Frame finish
- Upholstery selection
- Options, as applicable

MODEL	PRODUCT SPECIFICATIONS	FABRIC GRADES								LEATHER			
		COM	A	1	2	3	4	COL 5	6	7	8	L1	L2
2715 	Guest Chair, Arms, Casters 24" W x 25" D x 32" H Seat: 19.5" W x 18" D Seat Ht: 18" Arm Ht: 25.5" COM: 1.5 yds. COL: 30 sq. ft. 28 lbs.	863	971	1,028	1,063	1,118	1,177	1,231	1,286	1,342	1,397	1,658	1,847
2735 	Guest Chair, Armless, Casters 21.5" W x 25" D x 32" H Seat: 19.5" W x 18" D Seat Ht: 18" COM: 1.5 yds. COL: 30 sq. ft. 26 lbs.	789	897	954	989	1,044	1,103	1,157	1,212	1,268	1,323	1,584	1,773

OPTIONS



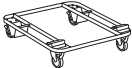
-PFM02	Premium Metal Frame Finish	\$111	-EFO1	1" Additional Seat Foam	\$48
-SA01	Silver Arms	\$36	-MB01	Moisture Barrier (seat only)	\$75
-STC02	Soft Tread Casters	\$37			
-GC05	Ganging Connector (per chair)	\$46			

All shipments for this series will be blanket-wrapped as standard. For customers located in Territory 1 who require cartoning, a 5% upcharge will be added to each product. Please contact client services for additional information.

MOZIE GUEST

ORDERING REQUIREMENTS:

- Model number
- Arm finish
- Frame finish
- Upholstery selection
- Options, as applicable

MODEL	PRODUCT SPECIFICATIONS	FABRIC GRADES								LEATHER			
		COM	A	1	2	3	4	COL 5	6	7	8	L1	L2
2710 	Guest Chair, Arms, Glides 24" W x 25" D x 32" H Seat: 19.5" W x 18" D Seat Ht: 18" Arm Ht: 25.5" COM: 1.5 yds. COL: 30 sq. ft. 28 lbs.	857	965	1,022	1,057	1,112	1,171	1,225	1,280	1,336	1,391	1,652	1,841
2730 	Guest Chair, Armless, Glides 21.5" W x 25" D x 32" H Seat: 19.5" W x 18" D Seat Ht: 18" COM: 1.5 yds. COL: 30 sq. ft. 26 lbs.	782	890	947	982	1,037	1,096	1,150	1,205	1,261	1,316	1,577	1,766
2500 	Dolly (Black Finish Only) 24" W x 30" D x 6" H Weight: 37 lbs.	592											

OPTIONS


-PFM02	Premium Metal Frame Finish	\$111	-MB01	Moisture Barrier (seat only)	\$75
-SA01	Silver Arms	\$36	-WS	Wall-Saver Leg	n/c
-GC05	Ganging Connector (per chair)	\$46			
-EF01	1" Additional Seat Foam	\$48			

All shipments for this series will be blanket-wrapped as standard. For customers located in Territory 1 who require cartoning, a 5% upcharge will be added to each product. Please contact client services for additional information.

MOZIE GUEST

ORDERING REQUIREMENTS:

- Model number
- Arm finish
- Frame finish
- Upholstery selection
- Options, as applicable

MODEL	PRODUCT SPECIFICATIONS	FABRIC GRADES								LEATHER			
		COM	A	1	2	3	4	COL 5	6	7	8	L1	L2
2780	 <p>Bariatric Chair, Arms, Glides 34.5" W x 26" D x 33" H Seat: 30" W x 18" D Seat Ht: 19" Arm Ht: 26.5" COM: 2.25 yds. COL: 45 sq. ft. 55 lbs.</p>	1,359	1,521	1,607	1,659	1,742	1,830	1,911	1,994	2,077	2,160	2,552	2,835

OPTIONS

-PFM02	Premium Metal Frame Finish	\$111
-SA01	Silver Arms	\$36
-EF02	1" Additional Seat Foam	\$108
-MB02	Moisture Barrier (seat only)	\$98
-WS	Wall-Saver Leg	n/c


MOZIE GUEST

UPHOLSTERY COMBINATIONS:

- For upholstery combinations, refer to the pricing below.
- When combining two COM/COV/COL fabrics, or fabrics with the same grade, add \$135 List per unit.
- When combining three or more COM/COV/COL fabrics, or fabrics with the same grade, add \$165 List per unit.
- When combining different grades of fabric, price will be based on the highest grade specified.
- Two-tone upholstery examples and yardage requirements for the most common combinations are listed below. Additional combinations available; please contact client services for yardage requirements and pricing.
- Note: Yardage amounts are based on fabric which is plain (i.e. non-directional) and a full 54" wide.
- Appropriate upholstery code must be included.



Code	MO1
<u>Model</u>	<u>COM Requirement</u>
2710	Seat = 1 yd.
2715	Back = 1 yd.
2730	
2735	



Code	MO2
<u>Model</u>	<u>COM Requirement</u>
2780	Seat = 1.25 yds.
	Back = 1.25 yds.

MOZIE TABLES



MOZIE OCCASIONAL TABLES



SPECIFICATIONS:

- Square and rectangular top shapes.
- Laminate and solid surface top material options.
- Laminate tops are $\frac{3}{4}$ " thick, solid surface tops are $\frac{1}{2}$ " thick.
- Laminate available in all standard colors.
- For custom laminate options, add \$707 List per color per order. Pre-approval required, please contact client services.
- Solid surface available in white only.
- Self edge standard.
- Round metal legs available in standard and premium finishes. Refer to options below.
- Apron will match leg finish unless specified otherwise.
- All dimensions are nominal.
- Refer to terms and conditions for general information regarding fabrics, finishes, warranty, freight, complete condition of sales and more.

STANDARD METAL BASE FINISH COLORS:

- 0405 Charcoal Grey
- 0535 Metallic Silver
- 0630 Satin Black

PREMIUM METAL BASE FINISH COLORS:

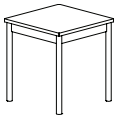
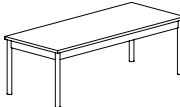
- 0605 Matte Black
- 0705 Matte Cotton
- 0788 Glossy Cotton
- 0805 Oasis
- 0905 Mint
- 1005 Mercury
- 1105 Canary
- 1205 Stone
- 1305 Sage
- 1405 Ice Blue
- 1505 Clay

All shipments for this series will be blanket-wrapped as standard. For customers located in Territory 1 who require cartoning, a 5% upcharge will be added to each product. Please contact client services for additional information.

MOZIE OCCASIONAL TABLES

ORDERING REQUIREMENTS:

- Model number
- Top surface material
- Top finish, as applicable
- Leg finish
- Options, as applicable

	MODEL	DIMENSIONS	LAMINATE TOP (-L)	SOLID SURFACE TOP (-SF)	WEIGHT
	Square Table				
	270-181820-()	18" W x 18" D x 20" H	1,050	1,255	16 lbs.
	270-222220-()	22" W x 22" D x 20" H	1,156	1,520	20 lbs.
	270-303020-()	30" W x 30" D x 20" H	1,452	2,215	25 lbs.
	Rectangular Table				
	270-482016-()	48" W x 20" D x 16" H	1,578	2,392	36 lbs.

OPTIONS

-PFM02 Premium Metal Leg Finish \$111

PEPA SEATING



 Encore

MARCH 1, 2026
VA IDIQ CONTRACT (FY26)
(DEALER HELD)

All shipments for this series will be blanket-wrapped as standard. For customers located in Territory 1 who require cartoning, a 5% upcharge will be added to each product. Please contact client services for additional information.

PEPA GUEST | Designed by Gemma Bernal



SPECIFICATIONS:

- Fully upholstered arm and armless models.
- 3/4" diameter, 14 gauge round tubular steel frame.
- Frame available in standard and premium finishes. See below for options.
- For custom finish colors, please contact client services for pricing.
- All models feature wall-saver leg design.
- Chairs stack up to 4 high standing or 6 with dolly.
- If cartoning is required, chairs are packaged in units of three (3). A \$20 List carton break charge will be applied for orders with only one or two chairs.
- 275 lb. weight capacity.
- Refer to terms and conditions for general information regarding fabrics, finishes, warranty, freight, complete condition of sales and more.
- All dimensions are nominal.

STANDARD METAL FRAME FINISH COLORS:

- 0405 Charcoal Grey
- 0535 Metallic Silver
- 0630 Satin Black

PREMIUM METAL FRAME FINISH COLORS:





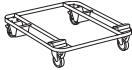
- 0605 Matte Black
- 0705 Matte Cotton
- 0788 Glossy Cotton
- 0805 Oasis
- 0905 Mint
- 1005 Mercury
- 1105 Canary
- 1205 Stone
- 1305 Sage
- 1405 Ice Blue
- 1505 Clay

All shipments for this series will be blanket-wrapped as standard. For customers located in Territory 1 who require cartoning, a 5% upcharge will be added to each product. Please contact client services for additional information.

PEPA GUEST | Designed by Gemma Bernal


ORDERING REQUIREMENTS:

- Model number
- Frame finish
- Upholstery selection
- Options, as applicable

MODEL	PRODUCT SPECIFICATIONS	FABRIC GRADES								LEATHER			
		COM	A	1	2	3	4	COL 5	6	7	8	L1	L2
9401 	 Guest Chair, Arms, Glides 25" W x 23.75" D x 31" H Seat: 19" W x 18.5" D Seat Ht: 19" Arm Ht: 27" COM: 1 yd. COL: 20 sq. ft. 20 lbs.	874	946	984	1,007	1,044	1,083	1,119	1,156	1,193	1,230	1,404	1,530
9402 	 Guest Chair, Armless, Glides 19.5" W x 23.75" D x 31" H Seat: 19" W x 18.5" D Seat Ht: 19" COM: 1 yd. COL: 20 sq. ft. 17 lbs.	851	923	961	984	1,021	1,060	1,096	1,133	1,170	1,207	1,381	1,507
9400 	Dolly (Black Finish Only) 24" W x 30" D x 6" H 20 lbs.	840											

OPTIONS

-PF02	Premium Metal Frame Finish	\$111
-MB01	Moisture Barrier (seat only)	\$75
-VCT04	VCT Tile Glides	\$32


 = Available on quick-ship program (0535 Metallic Silver frame finish only).

All shipments for this series will be blanket-wrapped as standard. For customers located in Territory 1 who require cartoning, a 5% upcharge will be added to each product. Please contact client services for additional information.

PEPA GUEST | Designed by Gemma Bernal

UPHOLSTERY COMBINATIONS:

- For upholstery combinations, refer to the pricing below.
- When combining two COM/COV/COL fabrics, or fabrics with the same grade, add \$135 List per unit.
- When combining three or more COM/COV/COL fabrics, or fabrics with the same grade, add \$165 List per unit.
- When combining different grades of fabric, price will be based on the highest grade specified.
- Two-tone upholstery examples and yardage requirements for the most common combinations are listed below. Additional combinations available; please contact client services for yardage requirements and pricing.
- Note: Yardage amounts are based on fabric which is plain (i.e. non-directional) and a full 54" wide.
- Appropriate upholstery code must be included.



Code	PE1
<u>Model</u>	<u>COM Requirement</u>
All Models	Seat = .75 yd.
	Back = .75 yd.

PLAYGROUND SEATING



 Encore

MARCH 1, 2026
VA IDIQ CONTRACT (FY26)
(DEALER HELD)

All shipments for this series will be blanket-wrapped as standard. For customers located in Territory 1 who require cartoning, a 5% upcharge will be added to each product. Please contact client services for additional information.

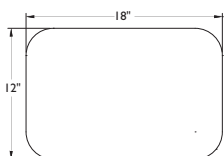
PLAYGROUND MODULAR | Designed by Chris Panichella



SPECIFICATIONS:

- Metal frame available in standard and premium finishes. See following pages for options.
- For custom metal finish colors, please contact client services for pricing.
- Optional power units available for placement under seating units.
- Multiple bench sizes and shapes offered with or without backrest, available individually or in modular combinations.
- Optional ganging connector offered for modular configurations. Please specify "GCO7" with quantity and add \$72 List per set.
- Single seat benches feature 350 lb. weight capacity.
- Two-seat benches feature 600 lb. weight capacity.
- Please include layout drawings or sketch with each modular order.
- All dimensions are nominal.
- Refer to terms and conditions for general information regarding fabrics, finishes, warranty, freight, complete condition of sales and more.

ROTATING TABLET:



- Available on select modular bench units.
- Tablet size is 18" W x 12" D x .75" thick and features 360-degree turning radius.
- Two tablet surface options: wood veneer and laminate.
- Three wood species available: Beech, White Oak and Walnut.
- For custom wood finishes, please contact client services and add one-time upcharge of \$578 List per color per order.
- Premium wood finish upcharge applies to the following wood finishes. Refer to option section for pricing.
 - Super Matte Sable Beech
 - Alabaster Oak
 - Super Matte Sable Oak
- For custom laminate options, add \$707 List per color per order. Pre-approval required, please contact client services.
- For standard wood grain laminate or solid black laminate tops, edge will match unless specified otherwise.
- For all other solid laminates, edge will be exposed plywood substrate with clear coat finish.
- Tablet mounting post will match frame/leg finish unless specified otherwise.
- Please note that tablet is not available on modular corner units due to space limitations.

PLAYGROUND MODULAR | Designed by Chris Panichella

STATIONARY TABLE-ETTE:

- Available on select modular bench units.
- Table-ette size is 12" dia. x .75" thick.
- Two table-ette surface options: wood veneer and laminate.
- Three wood species available: Beech, White Oak and Walnut.
- For custom wood finishes, please contact client services and add one-time upcharge of \$578 List per color per order.
- Premium wood finish upcharge applies to the following wood finishes. Refer to option section for pricing.
 - Super Matte Sable Beech
 - Alabaster Oak
 - Super Matte Sable Oak
- For custom laminate options, add \$707 List per color per order. Pre-approval required, please contact client services.
- For standard wood grain laminate or solid black laminate tops, edge will match unless specified otherwise.
- For all other solid laminates, edge will be exposed plywood substrate with clear coat finish.
- Table-ette mounting post will match frame/leg finish unless specified otherwise.
- Please note that center placement for is only available on 56" straight bench and requires the addition of a center leg.
- Table-ette is not available on modular corner units due to space limitations.

STANDARD METAL FRAME FINISH COLORS:

- 0405 Charcoal Grey
- 0535 Metallic Silver
- 0199 Chrome
- 0630 Satin Black

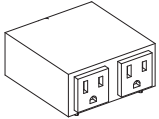
PREMIUM METAL FRAME FINISH COLORS:

- 0605 Matte Black
- 0705 Matte Cotton
- 0788 Glossy Cotton
- 0805 Oasis
- 0905 Mint
- 1005 Mercury
- 1105 Canary
- 1205 Stone
- 1305 Sage
- 1405 Ice Blue
- 1505 Clay

PLAYGROUND MODULAR | Designed by Chris Panichella

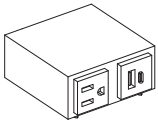
MINI-TAP POWER UNITS:

- Available on all models.
- Dimensions: 3" W x 3" D x 1.75" H
- Black and white color options.
- 72" electrical cord (no hardwire option or daisy chain feature available for this series).
- Placement is located under seat and may be affixed to side or front of seating unit. For side placement, unit will be centered. For front placement, please specify left, center or right, as seated.
- UL listed.



Mini-Tap 2 (MT2)

- Two outlets.

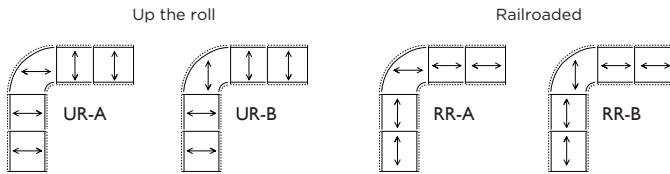


Mini-Tap 3 (MT3)

- One outlet, one USB-A and one USB-C charging port.

FABRIC APPLICATION:

- Fabric is cut "up the roll" as a standard cutting procedure (see example below). If another direction is required (i.e. "railroaded"), please specify and contact client services for yardage requirements.
- Note: Upholstery direction must be specified on corner units when patterned fabrics are selected. In the absence of specific instructions, Encore reserves the right to upholster at our discretion.



MODULAR ARRANGEMENTS:

- Optional ganging bracket available for modular bench units. Please specify "-GC07" with quantity and add \$72 List per set. One set contains two brackets for connecting two units together.
- Field assembly required.




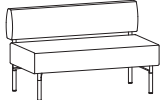
- Note: Layout drawings or sketch is required with each modular order.

All shipments for this series will be blanket-wrapped as standard. For customers located in Territory 1 who require cartoning, a 5% upcharge will be added to each product. Please contact client services for additional information.

PLAYGROUND MODULAR | Designed by Chris Panichella

ORDERING REQUIREMENTS:

- Model number
- Frame finish
- Upholstery selection
- Options, as applicable

MODEL	PRODUCT SPECIFICATIONS	FABRIC GRADES								LEATHER			
		COM	A	1	2	3	4	COL 5	6	7	8	L1	L2
7224-BR 	Bench with Backrest 24" Straight 24" W x 26.75" D x 29.5 H" Seat: 24" W x 23" D Seat Ht: 17.5" COM: 1.75 yds. COL: 35 sq. ft. 42 lbs.	2,169	2,295	2,362	2,402	2,467	2,535	2,598	2,663	2,728	2,792	3,097	3,317
7248-BR 	Bench with Backrest 48" Straight 48" W x 26.75" D x 29.5 H" Seat: 48" W x 23" D Seat Ht: 17.5" COM: 3.25 yds. COL: 65 sq. ft. 67 lbs.	3,045	3,279	3,403	3,478	3,598	3,725	3,842	3,962	4,082	4,202	4,768	5,177

OPTIONS

-PFM02	Premium Metal Frame Finish	\$111	-TAR02-()	Rotating Tablet, Right (as seated)	\$645
-MB01	Moisture Barrier (24" bench)	\$75	-TAL02-()	Rotating Tablet, Left (as seated)	\$645
-MB02	Moisture Barrier (48" bench)	\$98	-STR01-()	Stationary Table-ette, Right (as seated)	\$645
-NS04	Non-Skid Glides	\$30	-STL01-()	Stationary Table-ette, Left (as seated)	\$645
-GC07	Ganging Connector	\$72	-PFW01	Premium Wood Finish (tablet/table-ette)	\$14
-MT2-()	Mini-Tap Power Unit (2 power)	\$413			
-MT3-()	Mini-Tap Power Unit (1 power, 1 USB-A, 1 USB-C)	\$449			




Note: Please specify (-B) for black and (-W) for white on Mini-Tap Power Units. Please specify (-W) for wood and (-L) for laminate on Rotating Tablet and Stationary Table-ette.

All shipments for this series will be blanket-wrapped as standard. For customers located in Territory 1 who require cartoning, a 5% upcharge will be added to each product. Please contact client services for additional information.

PLAYGROUND MODULAR | Designed by Chris Panichella

ORDERING REQUIREMENTS:

- Model number
- Frame finish
- Upholstery selection
- Options, as applicable

MODEL	PRODUCT SPECIFICATIONS	FABRIC GRADES								LEATHER			
		COM	A	1	2	3	4	COL 5	6	7	8	L1	L2
7223-BR-L 	Bench with Backrest Left End Corner Unit 26.75" W x 26.75" D x 29.5" H Seat: 23" W x 23" D Seat Ht: 17.5" COM: 2.25 yds. COL: 45 sq. ft. 45 lbs.	2,435	2,597	2,683	2,735	2,818	2,906	2,987	3,070	3,153	3,236	3,628	3,911
7223-BR-C 	Bench with Backrest Corner Unit 26.75" W x 26.75" D x 29.5" H Seat: 23" W x 23" D Seat Ht: 17.5" COM: 2.25 yds. COL: 45 sq. ft. 45 lbs.	2,435	2,597	2,683	2,735	2,818	2,906	2,987	3,070	3,153	3,236	3,628	3,911
7223-BR-R 	Bench with Backrest Right End Corner Unit 26.75" W x 26.75" D x 29.5" H Seat: 23" W x 23" D Seat Ht: 17.5" COM: 2.25 yds. COL: 45 sq. ft. 45 lbs.	2,435	2,597	2,683	2,735	2,818	2,906	2,987	3,070	3,153	3,236	3,628	3,911

OPTIONS

-PFM02	Premium Metal Frame Finish	\$111
-MB01	Moisture Barrier (seat only)	\$75
-NS04	Non-Skid Glides	\$30
-GC07	Ganging Connector	\$72
-MT2(-)	Mini-Tap Power Unit (2 power)	\$413
-MT3(-)	Mini-Tap Power Unit (1 power, 1 USB-A, 1 USB-C)	\$449

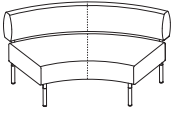
Note: Please specify (-B) for black and (-W) for white on Mini-Tap Power Units.

All shipments for this series will be blanket-wrapped as standard. For customers located in Territory 1 who require cartoning, a 5% upcharge will be added to each product. Please contact client services for additional information.

PLAYGROUND MODULAR | Designed by Chris Panichella

ORDERING REQUIREMENTS:

- Model number
- Frame finish
- Upholstery selection
- Options, as applicable

MODEL	PRODUCT SPECIFICATIONS	FABRIC GRADES										LEATHER	
		COM	A	1	2	3	4	COL 5	6	7	8	L1	L2
7260-BR	 <p>Bench with Backrest 60-Degree Inside Wedge 61.5" W x 31.25" D x 29.5 H" Seat: 57.5" W x 27.5" D Seat Ht: 17.5" COM: 4.25 yds. COL: 85 sq. ft. 72 lbs.</p>	3,642	3,948	4,110	4,208	4,365	4,531	4,684	4,841	4,998	5,155	5,895	6,430

OPTIONS

-PFM02	Premium Metal Frame Finish	\$111	-TAR02-()	Rotating Tablet, Right (as seated)	\$645
-MB02	Moisture Barrier (seat only)	\$98	-TAL02-()	Rotating Tablet, Left (as seated)	\$645
-NS04	Non-Skid Glides	\$30	-STR01-()	Stationary Table-ette, Right (as seated)	\$645
-GCO7	Ganging Connector	\$72	-STL01-()	Stationary Table-ette, Left (as seated)	\$645
-MT2-()	Mini-Tap Power Unit (2 power)	\$413	-PFW01	Premium Wood Finish (tablet/table-ette)	\$14
-MT3-()	Mini-Tap Power Unit (1 power, 1 USB-A, 1 USB-C)	\$449			


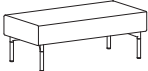

Note: Please specify (-B) for black and (-W) for white on Mini-Tap Power Units. Please specify (-W) for wood and (-L) for laminate on Rotating Tablet and Stationary Table-ette.

All shipments for this series will be blanket-wrapped as standard. For customers located in Territory 1 who require cartoning, a 5% upcharge will be added to each product. Please contact client services for additional information.

PLAYGROUND MODULAR | Designed by Chris Panichella

ORDERING REQUIREMENTS:

- Model number
- Leg finish
- Upholstery selection
- Options, as applicable

MODEL	PRODUCT SPECIFICATIONS	FABRIC GRADES										LEATHER	
		COM	A	1	2	3	4	COL 5	6	7	8	L1	L2
7224 	24" Straight Bench Overall: 24" W x 23" D x 17.5" H COM: 1.25 yds. COL: 25 sq. ft. 33 lbs.	1,423	1,513	1,561	1,590	1,636	1,685	1,730	1,776	1,822	1,868	2,086	2,243
7248 	48" Straight Bench Overall: 48" W x 23" D x 17.5" H COM: 1.75 yds. COL: 35 sq. ft. 56 lbs.	1,928	2,054	2,121	2,161	2,226	2,294	2,357	2,422	2,487	2,551	2,856	3,076
7256 	56" Straight Bench Overall: 56" W x 23" D x 17.5" H COM: 2.5 yds. COL: 40 sq. ft. 66 lbs.	2,259	2,439	2,534	2,592	2,684	2,782	2,872	2,964	3,057	3,149	3,584	3,899

OPTIONS

-PFM02	Premium Metal Leg Finish	\$111	-TAR02(-) Rotating Tablet, Right (as seated)	\$645	
-MB01	Moisture Barrier (24" bench)	\$75	-TAC01(-) Rotating Tablet, Center	\$645	
-MB02	Moisture Barrier (48" & 56" bench)	\$98	-TAL02(-) Rotating Tablet, Left (as seated)	\$645	
-NS04	Non-Skid Glides	\$30	-STR01(-) Stationary Table-ette, Right (as seated)	\$645	
-GC07	Ganging Connector	\$72	-STC02(-) Stationary Table-ette, Center	\$645	
-MT2(-)	Mini-Tap Power Unit (2 power)	\$449	-STL01(-) Stationary Table-ette, Left (as seated)	\$645	
-MT3(-)	Mini-Tap Power Unit (1 power, 1 USB-A, 1 USB-C)	\$413	-PFW01	Premium Wood Finish (tablet/table-ette)	\$14




Note: Please specify (-B) for black and (-W) for white on Mini-Tap Power Units. Please specify (-W) for wood and (-L) for laminate on Rotating Tablet and Stationary Table-ette.

All shipments for this series will be blanket-wrapped as standard. For customers located in Territory 1 who require cartoning, a 5% upcharge will be added to each product. Please contact client services for additional information.

PLAYGROUND MODULAR | Designed by Chris Panichella

ORDERING REQUIREMENTS:

- Model number
- Leg finish
- Upholstery selection
- Options, as applicable

MODEL	PRODUCT SPECIFICATIONS	FABRIC GRADES								LEATHER			
		COM	A	1	2	3	4	COL 5	6	7	8	L1	L2
7223-L 	Left End Corner Unit Overall: 23" W x 23" D x 17.5" H COM: 1.25 yds. COL: 25 sq. ft. 36 lbs.	1,480	1,570	1,618	1,647	1,693	1,742	1,787	1,833	1,879	1,925	2,143	2,300
7223-C 	Corner Unit Overall: 23" W x 23" D x 17.5" H COM: 1.25 yds. COL: 25 sq. ft. 36 lbs.	1,480	1,570	1,618	1,647	1,693	1,742	1,787	1,833	1,879	1,925	2,143	2,300
7223-R 	Right End Corner Unit Overall: 23" W x 23" D x 17.5" H COM: 1.25 yds. COL: 25 sq. ft. 36 lbs.	1,480	1,570	1,618	1,647	1,693	1,742	1,787	1,833	1,879	1,925	2,143	2,300

OPTIONS

-PFM02	Premium Metal Frame Finish	\$111
-MB02	Moisture Barrier (seat only)	\$75
-NS04	Non-Skid Glides	\$30
-GC07	Ganging Connector	\$72
-MT2(-)	Mini-Tap Power Unit (2 power)	\$413
-MT3(-)	Mini-Tap Power Unit (1 power, 1 USB-A, 1 USB-C)	\$449

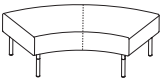
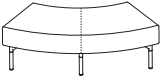
Note: Please specify (-B) for black and (-W) for white on Mini-Tap Power Units.

All shipments for this series will be blanket-wrapped as standard. For customers located in Territory 1 who require cartoning, a 5% upcharge will be added to each product. Please contact client services for additional information.

PLAYGROUND MODULAR | Designed by Chris Panichella

ORDERING REQUIREMENTS:

- Model number
- Leg finish
- Upholstery selection
- Options, as applicable

MODEL	PRODUCT SPECIFICATIONS	FABRIC GRADES										LEATHER	
		COM	A	1	2	3	4	COL 5	6	7	8	L1	L2
7260 	60-Degree Inside Wedge Bench Overall: 57.75" W x 27.5" D x 17.5" H COM: 2.25 yds. COL: 45 sq. ft. 48 lbs.	2,418	2,580	2,666	2,718	2,801	2,889	2,970	3,053	3,136	3,219	3,611	3,894
7261 	60-Degree Outside Wedge Bench Overall: 57.75" W x 27.5" D x 17.5" H COM: 2.25 yds. COL: 45 sq. ft. 48 lbs.	2,418	2,580	2,666	2,718	2,801	2,889	2,970	3,053	3,136	3,219	3,611	3,894

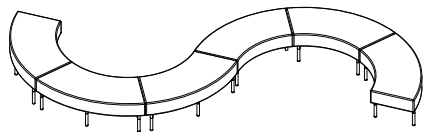
OPTIONS

-PFM02	Premium Metal Leg Finish	\$111	-TAR02-()	Rotating Tablet, Right (as seated)	\$645
-MB02	Moisture Barrier	\$98	-TAL02-()	Rotating Tablet, Left (as seated)	\$645
-NS04	Non-Skid Glides	\$30	-STR01-()	Stationary Table-ette, Right (as seated)	\$645
-GC07	Ganging Connector	\$72	-STL01-()	Stationary Table-ette, Left (as seated)	\$645
-MT2-()	Mini-Tap Power Unit (2 power)	\$449	-PFW01	Premium Wood Finish (tablet/table-ette)	\$14
-MT3-()	Mini-Tap Power Unit (1 power, 1 USB-A, 1 USB-C)	\$413			

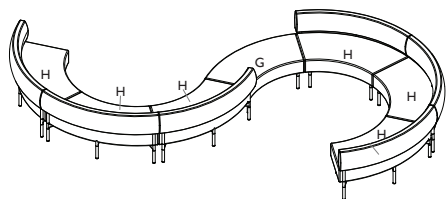
Note: Please specify (-B) for black and (-W) for white on Mini-Tap Power Units. Please specify (-W) for wood and (-L) for laminate on Rotating Tablet and Stationary Table-ette.

All shipments for this series will be blanket-wrapped as standard. For customers located in Territory 1 who require cartoning, a 5% upcharge will be added to each product. Please contact client services for additional information.

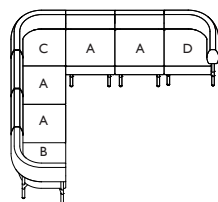
PLAYGROUND MODULAR - CONFIGURATION & ORDERING EXAMPLES



<u>Qty.</u>	<u>Model #</u>	<u>Description</u>	<u>COM List</u>
6	7260	60-Degree Inside Wedge Bench (\$2,418 List each)	\$14,508



<u>Qty.</u>	<u>Model #</u>	<u>Description</u>	<u>COM List</u>	<u>Key</u>
6	7260-BR	Bench with Backrest, 60-Degree Inside Wedge (\$3,642 List each)	\$21,852	H
1	7260	60-Degree Inside Wedge Bench	\$2,418	G
			\$24,270	

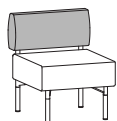


<u>Qty.</u>	<u>Model #</u>	<u>Description</u>	<u>COM List</u>	<u>Key</u>
4	7224-BR	Bench with Backrest, 24" Straight (\$2,169 List each)	\$8,676	A
1	7223-BR-L	Bench with Backrest, Left End Corner Unit	\$2,435	B
1	7223-BR-C	Bench with Backrest, Corner Unit	\$2,435	C
1	7223-BR-R	Bench with Backrest, Right End Corner Unit	\$2,435	D
			\$15,981	

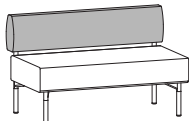
PLAYGROUND MODULAR | Designed by Chris Panichella

UPHOLSTERY COMBINATIONS:

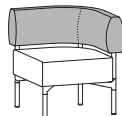
- For upholstery combinations, refer to the pricing below.
- When combining two COM/COV/COL fabrics, or fabrics with the same grade, add \$135 List per unit.
- When combining three or more COM/COV/COL fabrics, or fabrics with the same grade, add \$165 List per unit.
- When combining different grades of fabric, price will be based on the highest grade specified.
- Two-tone upholstery examples and yardage requirements for the most common combinations are listed below. Additional combinations available; please contact client services for yardage requirements and pricing.
- Note: Yardage amounts are based on fabric which is plain (i.e. non-directional) and a full 54" wide.
- Appropriate upholstery code must be included.



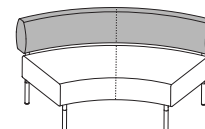
Code PL1
Model COM Requirement
 7224-BR Backrest Only = 1 yd.
 Balance of Bench = 1.75 yds.



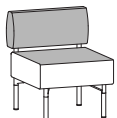
Code PL2
Model COM Requirement
 7248-BR Backrest Only = 2 yds.
 Balance of Bench = 2 yds.



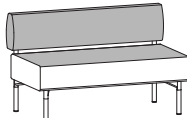
Code PL3
Model COM Requirement
 7223-BR-C Backrest Only = 1.25 yds.
 7223-BR-L Balance of Bench = 1.25 yds.
 7223-BR-R



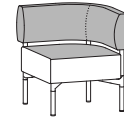
Code PL5
Model COM Requirement
 7260-BR Backrest Only = 2 yds.
 Balance of Bench = 2.25 yds.



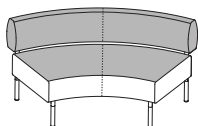
Code PL10
Model COM Requirement
 7224-BR Backrest & Top of Seat = 2.5 yds.
 Balance of Bench = .75 yd.



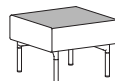
Code PL11
Model COM Requirement
 7248-BR Backrest & Top of Seat = 3.5 yds.
 Balance of Bench = .75 yd.



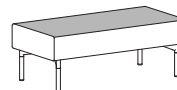
Code PL12
Model COM Requirement
 7223-BR-C Backrest & Top of Seat = 1.75 yds.
 7223-BR-L Balance of Bench = .75 yd.
 7223-BR-R



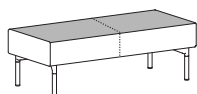
Code PL14
Model COM Requirement
 7260-BR Backrest & Top of Seat = 3 yds.
 Balance of Bench = 1.75 yds.



Code PL19
Model COM Requirement
 7224 Top of Seat = 1.5 yds.
 Balance of Bench = .75 yd.



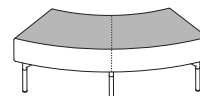
Code PL20
Model COM Requirement
 7248 Top of Seat = 1.5 yds.
 Balance of Bench = .75 yd.



Code PL21
Model COM Requirement
 7256 Top of Seat = 2 yds.
 Balance of Bench = .75 yd.



Code PL22
Model COM Requirement
 7223-C Top of Seat = 1.5 yds.
 7223-L Balance of Bench = .75 yd.
 7223-R



Code PL23
Model COM Requirement
 7260 Top of Seat = 1.75 yds.
 7261 Balance of Bench = 1.75 yds.

PLUMEYA SEATING



 Encore

MARCH 1, 2026
VA IDIQ CONTRACT (FY26)
(DEALER HELD)

All shipments for this series will be blanket-wrapped as standard. For customers located in Territory 1 who require cartoning, a 5% upcharge will be added to each product. Please contact client services for additional information.

PLUMEYA GUEST | Designed by CLAUDIO BELLINI Studio



SPECIFICATIONS:

- Mid- and high back models.
- Four base options available: 4-leg metal, metal swivel, 4-leg wood and wood swivel.
- Swivel base models feature self-return.
- Metal bases offered in standard and premium finishes. Please refer to listing below.
- For custom metal finish colors, please contact client services for pricing.
- Wood bases offered in all standard and custom finishes on Ash.
- For custom wood finishes, please contact client services and add one-time upcharge of \$578 List per color per order.
- For Alabaster and Super Matte Sable Ash, premium wood finish upcharge applies. Refer to options section for pricing.
- 300 lb. weight capacity.
- All dimensions are nominal.
- Refer to terms and conditions for general information regarding fabrics, finishes, warranty, freight, complete condition of sales and more.

STANDARD METAL BASE FINISH COLORS:

- 0405 Charcoal Grey
- 0535 Metallic Silver
- 0299 Polished Aluminum (swivel base only)
- 0630 Satin Black

PREMIUM METAL BASE FINISH COLORS:







- 0605 Matte Black
- 0705 Matte Cotton
- 0788 Glossy Cotton
- 0805 Oasis
- 0905 Mint
- 1005 Mercury
- 1105 Canary
- 1205 Stone
- 1305 Sage
- 1405 Ice Blue
- 1505 Clay

All shipments for this series will be blanket-wrapped as standard. For customers located in Territory 1 who require cartoning, a 5% upcharge will be added to each product. Please contact client services for additional information.

PLUMEYA GUEST | Designed by CLAUDIO BELLINI Studio

ORDERING REQUIREMENTS:

- Model number
- Base finish
- Upholstery selection
- Options, as applicable

MODEL	PRODUCT SPECIFICATIONS	FABRIC GRADES										LEATHER	
		COM	A	1	2	3	4	COL 5	6	7	8	L1	L2
9301-M 	 Mid-Back Guest Chair, 4-Leg Metal Base 26.5" W x 26.5" D x 34" H Seat: 19" W x 19" D Seat Ht: 18" COM: 2.5 yds. COL: 50 sq. ft. 30 lbs.	1,597	1,777	1,872	1,930	2,022	2,120	2,210	2,302	2,395	2,487	2,922	3,237
9301-SG 	 Mid-Back Guest Chair, Metal Swivel Base 27.5" W x 27.5" D x 34" H Seat: 19" W x 19" D Seat Ht: 18" COM: 2.5 yds. COL: 50 sq. ft. 32 lbs.	1,806	1,986	2,081	2,139	2,231	2,329	2,419	2,511	2,604	2,696	3,131	3,446
9301-W 	Mid-Back Guest Chair, 4-Leg Wood Base 26.5" W x 26.5" D x 34" H Seat: 19" W x 19" D Seat Ht: 18" COM: 2.5 yds. COL: 50 sq. ft. 28 lbs.	1,779	1,959	2,054	2,112	2,204	2,302	2,392	2,484	2,577	2,669	3,104	3,419
9301-SW 	Mid-Back Guest Chair, Wood Swivel Base 26.5" W x 26.5" D x 34" H Seat: 19" W x 19" D Seat Ht: 18" COM: 2.5 yds. COL: 50 sq. ft. 36 lbs.	2,107	2,287	2,382	2,440	2,532	2,630	2,720	2,812	2,905	2,997	3,432	3,747

OPTIONS

-PFM02	Premium Metal Base Finish	\$111
-PFW02	Premium Wood Base Finish	\$25
-NSO4	Non-Skid Glides	\$30







 = Available on quick-ship program (standard base finishes only).

All shipments for this series will be blanket-wrapped as standard. For customers located in Territory 1 who require cartoning, a 5% upcharge will be added to each product. Please contact client services for additional information.

PLUMEYA GUEST | Designed by CLAUDIO BELLINI Studio


ORDERING REQUIREMENTS:

- Model number
- Base finish
- Upholstery selection
- Options, as applicable

MODEL	PRODUCT SPECIFICATIONS	FABRIC GRADES										LEATHER	
		COM	A	1	2	3	4	COL 5	6	7	8	L1	L2
9311-M 	 High Back Guest Chair, 4-Leg Metal Base 26.5" W x 26.75" D x 37" H Seat: 19" W x 19" D Seat Ht: 18" COM: 3 yds. COL: 60 sq. ft. 33 lbs.	1,709	1,925	2,039	2,108	2,219	2,336	2,444	2,555	2,666	2,777	3,299	3,677
9311-SG 	 High Back Guest Chair, Metal Swivel Base 27.5" W x 27.5" D x 37" H Seat: 19" W x 19" D Seat Ht: 18" COM: 3 yds. COL: 60 sq. ft. 35 lbs.	1,917	2,133	2,247	2,316	2,427	2,544	2,652	2,763	2,874	2,985	3,507	3,885
9311-W 	High Back Guest Chair, 4-Leg Wood Base 26.5" W x 26.75" D x 37" H Seat: 19" W x 19" D Seat Ht: 18" COM: 3 yds. COL: 60 sq. ft. 31 lbs.	1,891	2,107	2,221	2,290	2,401	2,518	2,626	2,737	2,848	2,959	3,481	3,859
9311-SW 	High Back Guest Chair, Wood Swivel Base 26.5" W x 26.75" D x 37" H Seat: 19" W x 19" D Seat Ht: 18" COM: 3 yds. COL: 60 sq. ft. 39 lbs.	2,161	2,377	2,491	2,560	2,671	2,788	2,896	3,007	3,118	3,229	3,751	4,129

OPTIONS

-PFM02	Premium Metal Base Finish	\$111
-PFW02	Premium Wood Base Finish	\$25
-NSO4	Non-Skid Glides	\$30

 = Available on quick-ship program (standard base finishes only).

PLUMEYA GUEST | Designed by CLAUDIO BELLINI Studio

UPHOLSTERY COMBINATIONS:

- For upholstery combinations, refer to the pricing below.
- When combining two COM/COV/COL fabrics, or fabrics with the same grade, add \$135 List per unit.
- When combining three or more COM/COV/COL fabrics, or fabrics with the same grade, add \$165 List per unit.
- When combining different grades of fabric, price will be based on the highest grade specified.
- Two-tone upholstery examples and yardage requirements for the most common combinations are listed below. Additional combinations available; please contact client Services for yardage requirements and pricing.
- Note: Yardage amounts are based on fabric which is plain (i.e. non-directional) and a full 54" wide.
- Appropriate upholstery code must be included.



Code

Model

All Mid-Back Models

PG1

COM Requirement

Seat Cushion = 1 yd.
Balance of Chair = 2 yds.



Code

Model

All High Back Models

PG2

COM Requirement

Seat Cushion = 1 yd.
Balance of Chair = 2.5 yds.



Code

Model

All Mid-Back Models

PG3

COM Requirement

Arm Panels = 1.25 yds.
Balance of Chair = 1.75 yds.



Code

Model

All High Back Models

PG4

COM Requirement

Arm Panels = 1.25 yds.
Balance of Chair = 2 yds.

SUNNY KIDS SEATING + TABLES



 Encore

MARCH 1, 2026
VA IDIQ CONTRACT (FY26)
(DEALER HELD)

All shipments for this series will be blanket-wrapped as standard. For customers located in Territory 1 who require cartoning, a 5% upcharge will be added to each product. Please contact client services for additional information.

SUNNY KIDS | Designed by Rainlight



SPECIFICATIONS:

- Guest chairs available in two sizes to suit kids and 'littler' kids.
- Wood frame manufactured in Ash.
- Offered in all standard and custom wood finishes.
- For Alabaster and Super Matte Sable Ash, premium wood finish upcharge applies. Refer to options section for pricing.
- For custom wood finishes, please add \$578 List per color per order.
- Larger kids model features die-cast aluminum connectors.
- Die-cast aluminum connectors available in standard and premium finishes. See below for options.
- For custom finish colors, please contact client services for pricing.
- 275 lb. weight capacity.
- All dimensions are nominal.
- Refer to terms and conditions for general information regarding fabrics, finishes, warranty, freight, complete condition of sales and more.

STANDARD METAL CONNECTOR FINISH COLORS:

- 0405 Charcoal Grey
- 0535 Metallic Silver
- 0630 Satin Black

PREMIUM METAL CONNECTOR FINISH COLORS:



- 0605 Matte Black
- 0705 Matte Cotton
- 0788 Glossy Cotton
- 0805 Oasis
- 0905 Mint
- 1005 Mercury
- 1105 Canary
- 1205 Stone
- 1305 Sage
- 1405 Ice Blue
- 1505 Clay

All shipments for this series will be blanket-wrapped as standard. For customers located in Territory 1 who require cartoning, a 5% upcharge will be added to each product. Please contact client services for additional information.

SUNNY KIDS | Designed by Rainlight

ORDERING REQUIREMENTS:

- Model number
- Frame finish
- Aluminum connector finish, as applicable
- Upholstery selection
- Options, as applicable

MODEL	PRODUCT SPECIFICATIONS	FABRIC GRADES										LEATHER	
		COM	A	1	2	3	4	COL 5	6	7	8	L1	L2
8315 	Kids Guest Chair 17.5" W x 22.75" D x 26.75" H Seat: 17.5" W x 16.5" D Seat Ht: 16" COM: 1 yd. COL: 20 sq. ft. 17 lbs.	1,675	1,747	1,785	1,808	1,845	1,884	1,920	1,957	1,994	2,031	2,205	2,331
8316 	Littler Kids Guest Chair 16" W x 19" D x 24.25" H Seat: 16" W x 14" D Seat Ht: 14.25" COM: 1 yd. COL: 20 sq. ft. 8.5 lbs.	1,531	1,603	1,641	1,664	1,701	1,740	1,776	1,813	1,850	1,887	2,061	2,187

OPTIONS

-PFM01	Premium Aluminum Connector Finish (8315 model only)	\$78
-PFW03	Premium Wood Frame Finish	\$39
-FG04	Felt Glides	\$30
-NS04	Non-Skid Glides	\$30

SUNNY KIDS | Designed by Rainlight

UPHOLSTERY COMBINATIONS:

- For upholstery combinations, refer to the pricing below.
- When combining two COM/COV/COL fabrics, or fabrics with the same grade, add \$135 List per unit.
- When combining three or more COM/COV/COL fabrics, or fabrics with the same grade, add \$165 List per unit.
- When combining different grades of fabric, price will be based on the highest grade specified.
- Two-tone upholstery examples and yardage requirements for the most common combinations are listed below. Additional combinations available; please contact client services for yardage requirements and pricing.
- Note: Yardage amounts are based on fabric which is plain (i.e. non-directional) and a full 54" wide.
- Appropriate upholstery code must be included.



Code **SK1**
Model COM Requirement
8315 Seat = .75 yd.
 Back = .75 yd.



Code **SK2**
Model COM Requirement
8315 Outer Edge Band (Back & Seat) = .5 yd.
 Balance of Chair = .75 yd.



Code **SK3**
Model COM Requirement
8316 Seat = .75 yd.
 Back = .5 yd.



Code **SK4**
Model COM Requirement
8316 Outer Edge Band (Back & Seat) = .5 yd.
 Balance of Chair = .75 yd.

All shipments for this series will be blanket-wrapped as standard. For customers located in Territory 1 who require cartoning, a 5% upcharge will be added to each product. Please contact client services for additional information.

SUNNY KIDS OCCASIONAL TABLES | Designed by Rainlight



SPECIFICATIONS:


- Four top surface options: wood veneer, laminate, Fenix® and solid surface.
- Wood veneer tops and wood base available in all standard and custom finishes on Ash.
- For Alabaster and Super Matte Sable Ash finish, premium wood finish upcharge applies. Refer to options section for pricing.
- For custom wood finishes, please contact client services and add one-time upcharge of \$578 List per color per order.
- For custom laminate options, add \$707 List per color per order. Pre-approval required, please contact client services.
- Fenix offered in five standard colorways.
- For non-standard Fenix colors, please contact client services for pricing.
- For veneer, standard wood grain and solid black laminate, as well as Fenix Nero Ingo (black), edge will match top finish color, unless specified otherwise.
- For all other solid color laminate and Fenix tops, edge to match specified leg finish.
- Solid surface available in white only with exposed plywood clear coat edge.
- Die-cast aluminum connectors available in standard and premium finishes. See below for options.
- For custom finish colors, please contact client services for pricing.
- All dimensions are nominal.
- Refer to terms and conditions for general information regarding finishes, warranty, freight, complete condition of sales and more.

EDGE DETAIL:

Laminate*/Veneer/Fenix Top



Solid Surface Top



*Please note that laminate thickness is nominal and may vary.

STANDARD METAL CONNECTOR FINISH COLORS:

- 0405 Charcoal Grey
- 0535 Metallic Silver
- 0630 Satin Black

PREMIUM METAL CONNECTOR FINISH COLORS:



- 0605 Matte Black
- 0705 Matte Cotton
- 0788 Glossy Cotton
- 0805 Oasis
- 0905 Mint
- 1005 Mercury
- 1105 Canary
- 1205 Stone
- 1305 Sage
- 1405 Ice Blue
- 1505 Clay

All shipments for this series will be blanket-wrapped as standard. For customers located in Territory 1 who require cartoning, a 5% upcharge will be added to each product. Please contact client services for additional information.

SUNNY KIDS OCCASIONAL TABLES | Designed by Rainlight

ORDERING REQUIREMENTS:

- Model number
- Top surface material
- Top finish, if applicable
- Base finish
- Aluminum connector finish
- Options, as applicable

	MODEL	DIMENSIONS	VENEER TOP (-V) LAMINATE TOP (-L)	FENIX TOP (-FE)	SOLID SURFACE TOP (-SF)	WEIGHT
	14" Height					
	8300-1414-()	14" Dia x 14" H	1,245	1,314	1,369	10 lbs.
	8300-2014-()	20" Dia x 14" H	1,403	1,543	1,656	11.5 lbs.
	8300-3014-()	30" Dia x 14" H	1,768	2,083	2,531	17.5 lbs.
	21" Height					
	8300-3021-()	30" Dia x 21" H	1,896	2,211	2,659	21 lbs.

OPTIONS

-PFM01	Premium Aluminum Connector Finish	\$78
-PFW04	Premium Wood Finish	\$50
-FG04	Felt Glides	\$30
-NS04	Non-Skid Glides	\$30